



Yuanta
Securities Vietnam



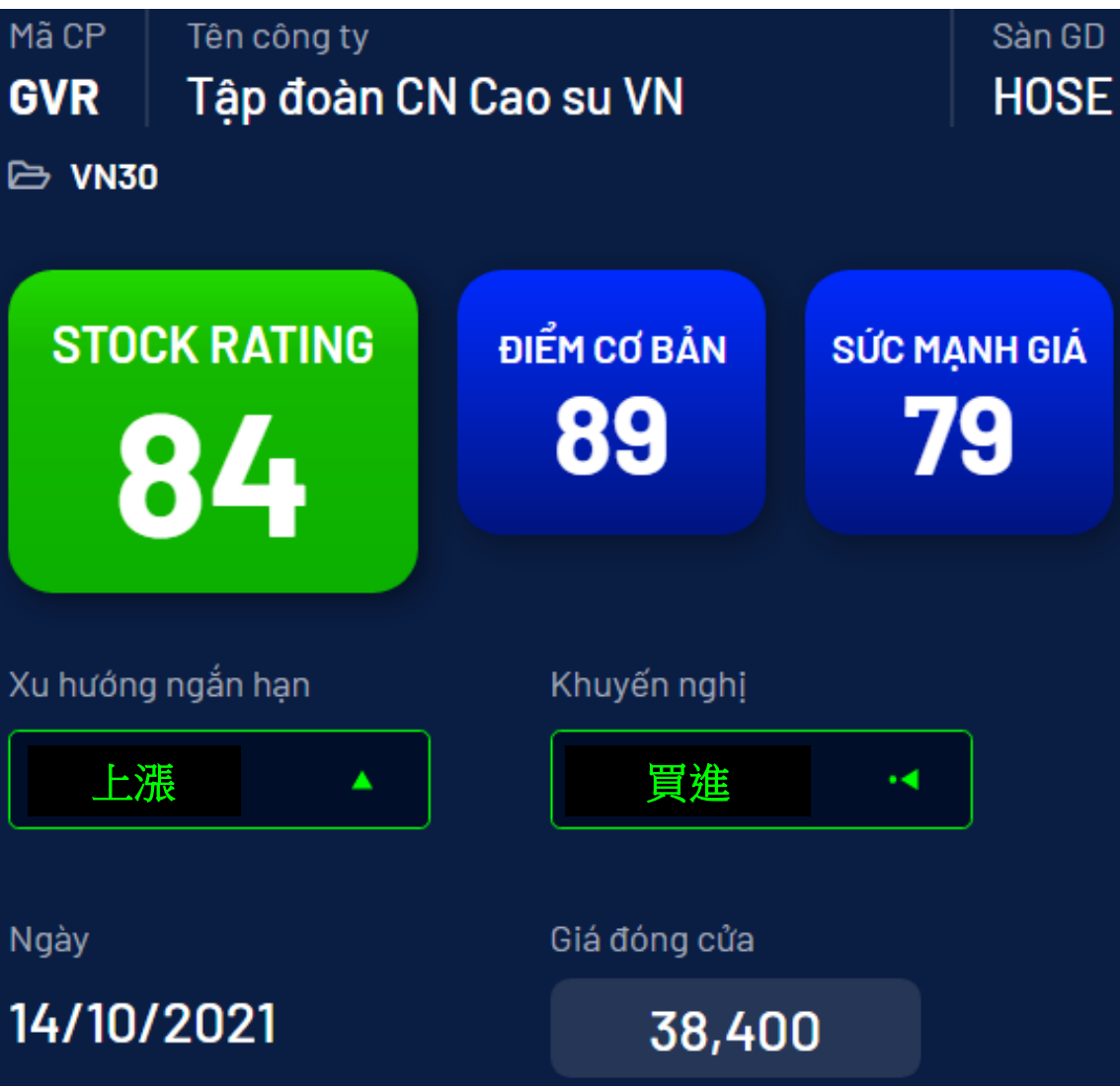
YS Radar

個股焦點

AGR



GVR - 建立短期反轉模式



短期阻力關卡: 40.35

短期支撐關卡: 36.16

短期趨勢 (5-10 天): 上漲

中期阻力關卡: 48.82

中期支撐關卡: 32.64

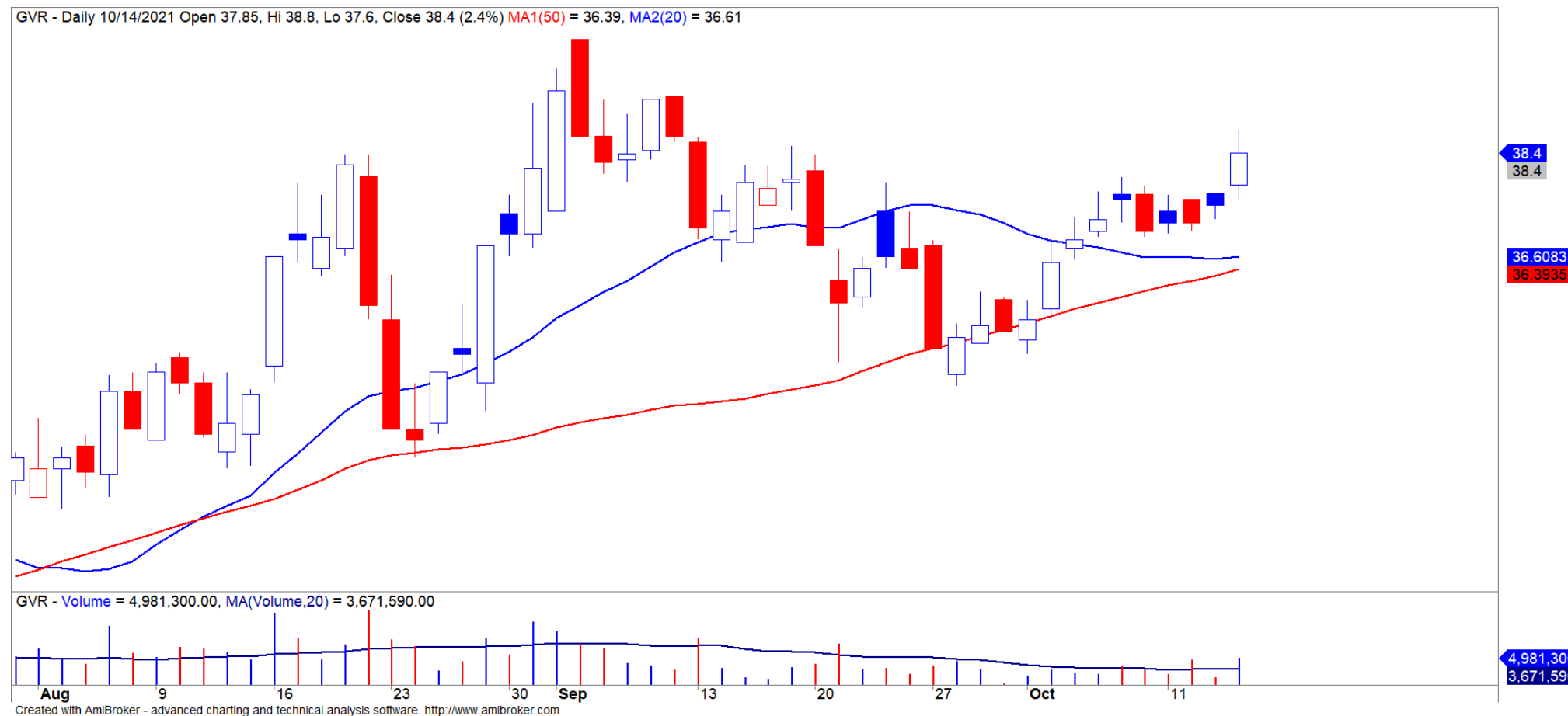
中期趨勢 (1-3 月): 上漲

GVR - 建立短期反轉模式

- GVR 的股票評級為 84 點，因此我們維持該股票的積極增長評級。GVR 的價格圖表收盤上漲 2.4%，成交量高於 20 天平均水平。與此同時，GVR 的價格圖表顯示出進入積極的強烈波動期的跡象。此外，GVR 的價格走勢圖也建立了倒掛的 H&S 反轉格局，顯示短期風險顯著降低。
- GVR 的短期走勢轉為上漲。因此，我們建議短線投資者可考慮現價買進股票，比重低於 5%；當價格強度在 80 點以上時，逐漸增加至最優權重 31.89%。

股票代碼	GVR
建議價格	38.40
目前價格	38.40
短期趨勢	上漲
中期趨勢	上漲
短期目標	46.82
與目前價格相比的短期上漲空間	21.94%
短期停損	35.84
Reward/ Risk	3.24
預期持有 (盤)	29
最佳分配比例	31.89%
建議	買進

GVR - 建立短期反轉模式





Yuanta
Securities Vietnam



YS Radar

YS30 投資項目

PDR



TCM – 短期風險驟降

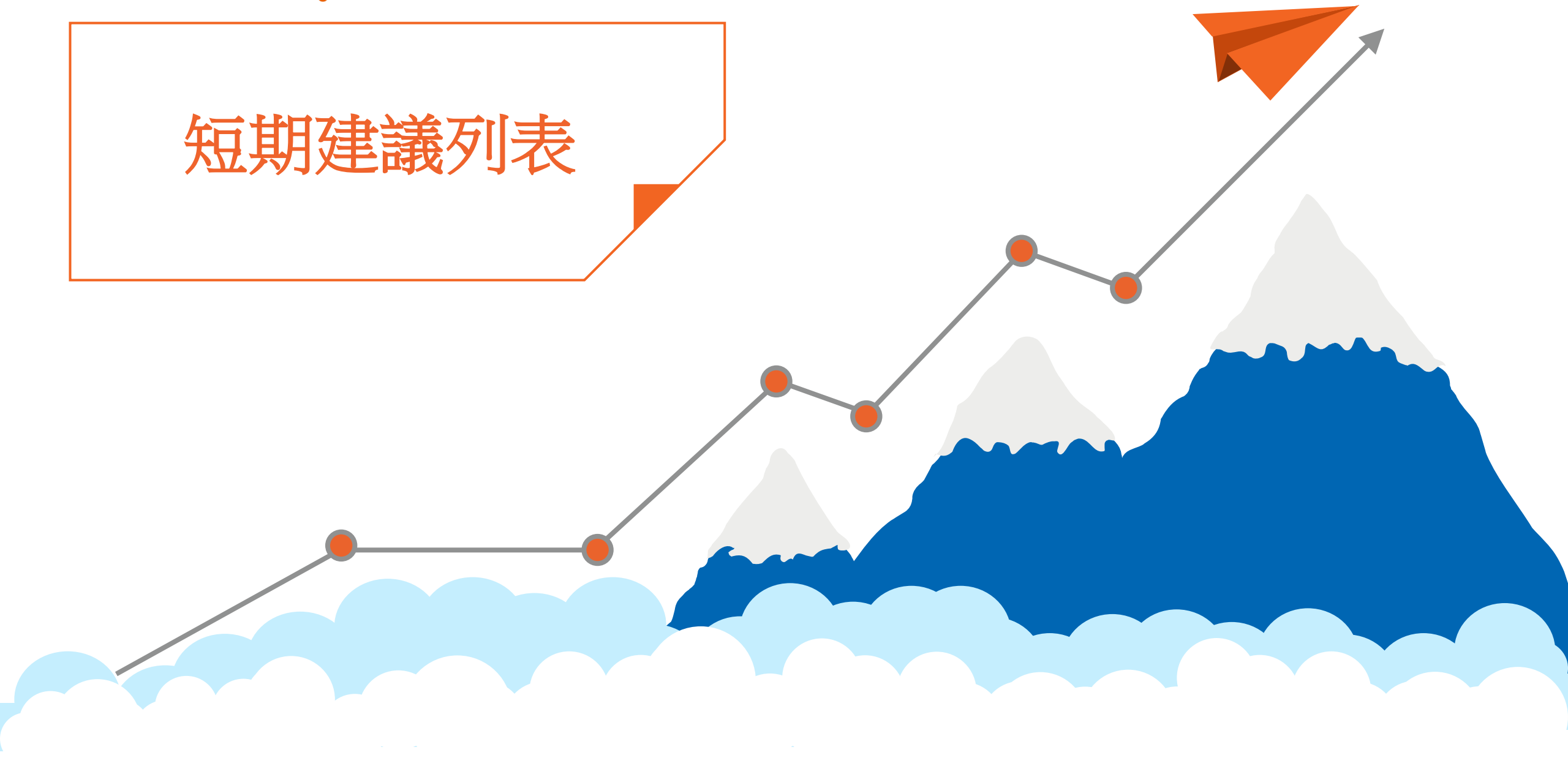
- TCM 的股票評級為 81 點，因此我們將該股票的增長評級轉為積極。
- TCM價格走勢圖收漲 6%，突破 20 日均線，成交量驟增。同時，價格走勢圖進入積極的強烈波動期，短期風險明顯下降。此外，價格走勢圖也形成了短線反轉格局，TCM短線走勢也轉為上漲。
- 我們建議投資者可考慮現價買進股票，比重低於 5%，並逐步提升至 31.6%。



源自：YSVN



短期建議列表



短期建議列表

股碼	股價	短期趨勢	中期趨勢	建議買進日期	T+交易	短期買進價格	Stop loss	報酬%	建議
HDC	94.00	上漲	上漲	19/07/2021	T+64	53.00	86.13	77.36%	持有
ELC	30.65	上漲	上漲	28/07/2021	T+57	14.70	27.05	108.50%	持有
VSH	29.50	上漲	上漲	06/09/2021	T+29	29.50	28.53	0.00%	持有
HPG	56.80	上漲	下跌	07/09/2021	T+28	51.20	54.83	10.94%	持有
MWG	133.50	上漲	上漲	10/09/2021	T+25	118.90	127.63	12.28%	持有
BMI	40.20	上漲	上漲	17/09/2021	T+20	35.80	38.43	12.29%	持有
IPA	71.10	上漲	上漲	22/09/2021	T+17	62.10	66.24	14.49%	持有
VCS	128.60	上漲	上漲	23/09/2021	T+16	130.70	122.77	-1.61%	持有
DCM	32.10	上漲	上漲	30/09/2021	T+11	24.75	27.21	29.70%	持有
DPM	42.00	上漲	上漲	30/09/2021	T+11	35.45	35.91	18.48%	持有
GSP	16.20	上漲	上漲	04/10/2021	T+9	16.90	16.14	-4.14%	持有
HSG	48.45	上漲	上漲	05/10/2021	T+8	48.65	45.64	-0.41%	持有
DHC	93.80	上漲	上漲	05/10/2021	T+8	88.80	89.88	5.63%	持有
PVP	19.80	上漲	上漲	05/10/2021	T+8	20.10	18.25	-1.49%	持有
DIG	37.40	上漲	上漲	07/10/2021	T+6	33.25	32.55	12.48%	持有
GIL	68.00	上漲	上漲	07/10/2021	T+6	70.50	66.50	-3.55%	持有
ITD	24.70	上漲	上漲	07/10/2021	T+6	21.60	20.78	14.35%	持有
TNG	31.40	上漲	上漲	07/10/2021	T+6	31.20	28.61	0.64%	持有

短期建議列表

股碼	股價	短期趨勢	中期趨勢	建議買進日期	T+交易	短期買進價格	Stop loss	報酬%	建議
LCG	19.00	上漲	上漲	08/10/2021	T+5	19.85	17.84	-4.28%	持有
TLH	22.45	上漲	上漲	08/10/2021	T+5	22.55	20.97	-0.44%	持有
SZC	54.70	上漲	上漲	08/10/2021	T+5	52.70	51.93	3.80%	持有
VCI	61.90	上漲	上漲	08/10/2021	T+5	60.50	58.06	2.31%	持有
HAH	72.80	上漲	上漲	11/10/2021	T+4	70.00	65.48	4.00%	持有
SSI	41.00	上漲	上漲	11/10/2021	T+4	40.85	39.53	0.37%	持有
SGP	38.60	上漲	上漲	11/10/2021	T+4	38.50	35.43	0.26%	持有
SHS	37.80	上漲	上漲	12/10/2021	T+3	38.20	35.40	-1.05%	持有
VPB	36.95	上漲	下跌	12/10/2021	T+3	36.80	34.86	0.41%	持有
TCB	52.50	上漲	下跌	12/10/2021	T+3	53.00	50.73	-0.94%	持有
AGR	17.50	上漲	上漲	13/10/2021	T+2	17.45	16.29	0.29%	持有
VNP	23.00	上漲	上漲	14/10/2021	T+1	22.50	19.52	2.22%	持有
GVR	38.40	上漲	上漲	15/10/2021	T+0	38.40	37.74	0.00%	買進

聯繫

個人客戶分析部

Nguyễn Thế Minh

研究分析經理

+84 28 3622 6868 ext 3826

minh.nguyen@yuanta.com.vn

Quách Đức Khánh

高級分析專員

+84 28 3622 6868 ext 3833

khanh.quach@yuanta.com.vn

Phạm Tấn Phát

高級分析專員

+84 28 3622 6868 ext 3880

phat.pham@yuanta.com.vn

Lý Thị Hiền

研究分析主管

+84 28 3622 6868 ext 3908

hien.ly@yuanta.com.vn

Khổng Hữu Hiệp

高級分析專員

+84 28 3622 6868 ext 3912

hiep.khong@yuanta.com.vn

Nguyễn Trịnh Ngọc Hồng

高級分析專員

+84 28 3622 6868 ext 3832

hong.nguyen@yuanta.com.vn

Global Disclaimer

© 2020 Yuanta. All rights reserved. The information in this report has been compiled from sources we believe to be reliable, but we do not hold ourselves responsible for its completeness or accuracy. It is not an offer to sell or solicitation of an offer to buy any securities. All opinions and estimates included in this report constitute our judgment as of this date and are subject to change without notice.

This report provides general information only. Neither the information nor any opinion expressed herein constitutes an offer or invitation to make an offer to buy or sell securities or other investments. This material is prepared for general circulation to clients and is not intended to provide tailored investment advice and does not take into account the individual financial situation and objectives of any specific person who may receive this report. Investors should seek financial advice regarding the appropriateness of investing in any securities, investments or investment strategies discussed or recommended in this report. The information contained in this report has been compiled from sources believed to be reliable but no representation or warranty, express or implied, is made as to its accuracy, completeness or correctness. This report is not (and should not be construed as) a solicitation to act as securities broker or dealer in any jurisdiction by any person or company that is not legally permitted to carry on such business in that jurisdiction.

Yuanta research is distributed in the United States only to Major U.S. Institutional Investors (as defined in Rule 15a-6 under the Securities Exchange Act of 1934, as amended and SEC staff interpretations thereof). All transactions by a US person in the securities mentioned in this report 買進 be effected through a registered broker-dealer under Section 15 of the Securities Exchange Act of 1934, as amended. Yuanta research is distributed in Taiwan by Yuanta Securities Investment Consulting. Yuanta research is distributed in Hong Kong by Yuanta Securities (Hong Kong) Co. Limited, which is licensed in Hong Kong by the Securities and Futures Commission for regulated activities, including Type 4 regulated activity (advising on securities). In Hong Kong, this research report may not be redistributed, retransmitted or disclosed, in whole or in part or and any form or manner, without the express written consent of Yuanta Securities (Hong Kong) Co. Limited.