

當日市場：銀行股熱漲

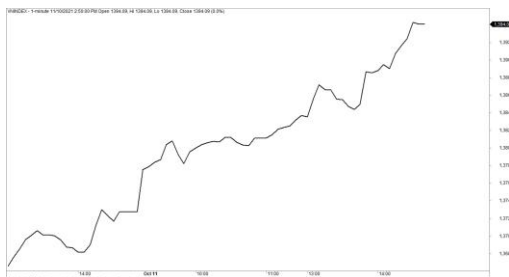
2021/10/12

市場走勢

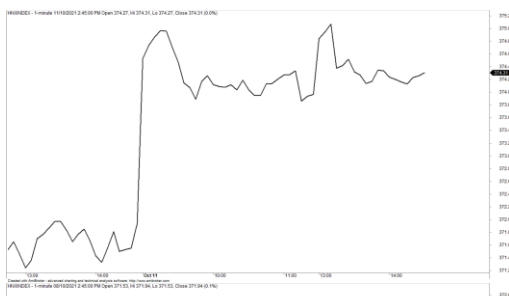
市場指數	VNI	HNI	UPCOM
收盤	1,394.09	374.34	98.80
%日	1.56%	0.65%	0.51%
%週	2.83%	4.33%	2.42%
%月	2.93%	7.10%	4.18%
%年	49.40%	174.26%	54.73%
成交值(Bil.VND)			
當日	17,690	1,997	1,966
日均量/週	19,686	2,645	2,051
日均量/月	20,149	3,172	2,067
外資進出			
買進	1,438.36	26.86	46.12
賣出	1,023.51	22.85	2,609.76
買賣超	414.85	4.01	-2,563.64
市場漲跌家數			
上漲	221	119	175
下跌	188	106	154
持平	61	123	574
市場指標			
P/E	16.64	21.75	22.70
總市值 (兆盾)	5,285	394	1,401
股息殖利 ²	1.24%	2.23%	3.08%

資料源: Bloomberg - YSVN

VNINDEX



HNIINDEX



市場走勢

由於銀行股強勁上漲，市場強勁上漲。VNI-Index 收漲 1.56%，收於 1,394.09 點。HNX-Index 上漲 0.65%，收於 374.34 點；Upcom-Index 上漲 0.51% 至 98.8 點。三大市場的交易額有所改善，達到超過 24 兆 5,600 億越南盾。

熱門銀行股上漲，許多股票上漲超過 3%，如 TCB、BID、HDB、MBB、ACB、CTG 等。此外，HPG (+2.7%) 以及 VRE (+4.5%)、VIC (+2.9%)、VHM (+1.4%) 等 Vingroup 股票也對指數的上漲做出了貢獻。相比之下，NVL 和 POW 是 VN30-Index 中僅有的兩檔下跌的股票，但跌幅不太顯著。

市場廣度錄得 221 檔股票上漲和 188 檔下跌，顯示綠漲為多數，但並不具有壓倒性。中型股和仙股中有許多值得注意的股票，如 SZC、SKG、SCL、DPG 等創下 52 週新高。

外資賣超價值超過 2 兆 1440 億越南盾；其中，MML (25490 億)、SBT (730 億)、VNM (530 億) 領先。另一方面，他們積極買進 FMC (2120 億)、VRE (1130 億)、VHM (810 億)。

市場短期觀點

我們認為下个交易日市場將繼續獲得上漲的動力，而 VN-Index 也可能在交易日重新測試 1,380 點水平。同時，市場仍處於積極的強力波動期，現金流趨於增加，表明短期趨勢將更加鞏固，VN-Index 下一阻力位為 1424 點。此外，短期情緒指標持續上升，因此適當的策略是逐漸增加持股比例。

大盤短期走勢仍為上漲。因此，我們建議短線投資者可以繼續增加持股比例。

請在 <https://ysradar.yuanta.com.vn/> 查看有關股票的信號。



We Create Fortune

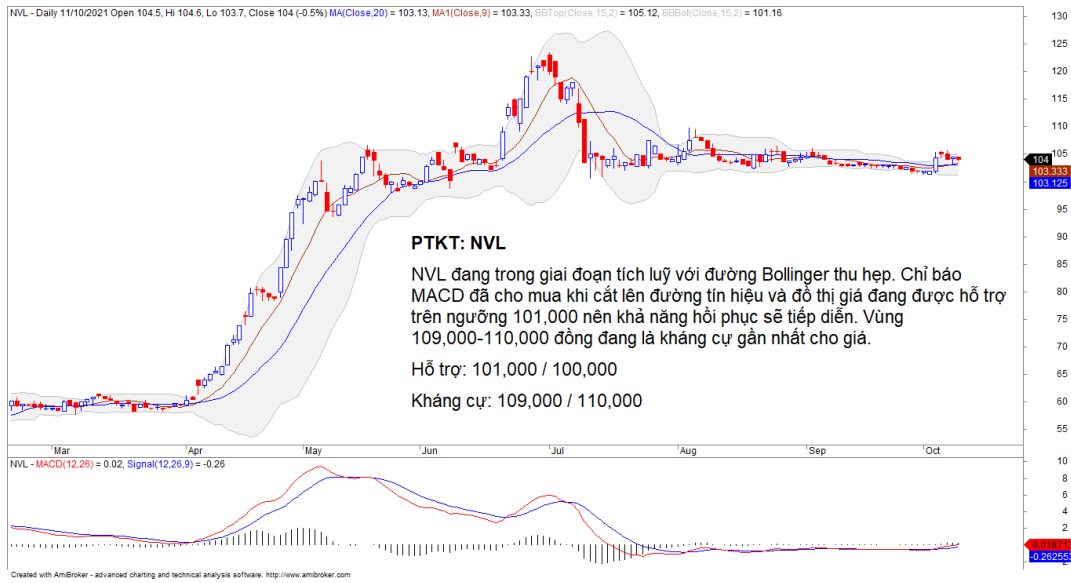
熱點股票技術分析





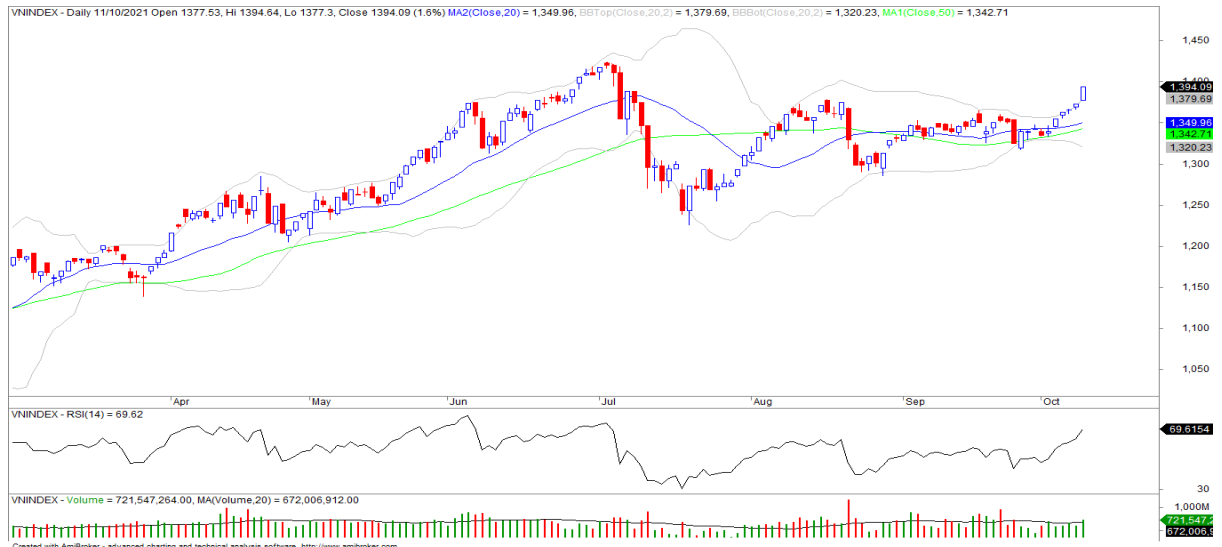
We Create Fortune

熱點股票技術分析

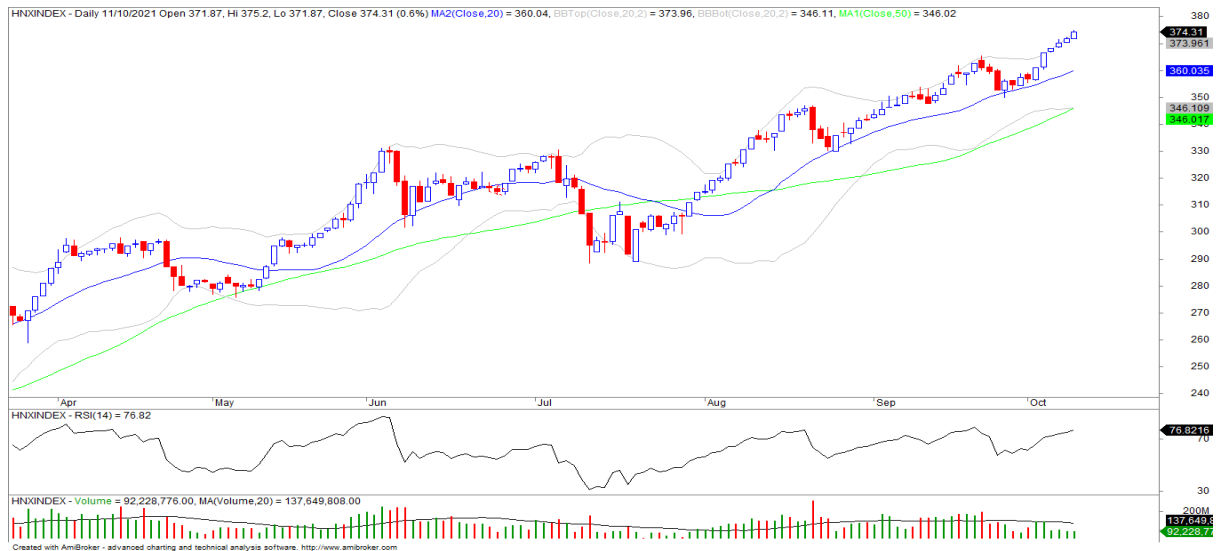


We Create Fortune

技術分析圖



指數技術分析圖 VN-Index



指數技術分析圖 HNX-Index

指數	短期趨勢	中期趨勢	阻力區 1	阻力區 2	支撐區 1	支撐區 2
VN-Index	上漲	上漲	1400	1410	1210	970
HNX-Index	上漲	上漲	314	333	300	180
VN30	上漲	上漲	1494	1550	1445	960
VNMidcaps	上漲	上漲	1,730	1800	1650	963
VNSmallcaps	上漲	上漲	1430	1450	1400	804



We Create Fortune

胡志明市交易所 (HSX)

	收盤	漲跌%
VNI	1394.09	1.56%
VN30	1510.27	2.28%
VN Mid	1702.89	0.19%
VN Small	1726.9	-0.25%

河內交易所 (HSX)

	收盤	漲跌%
HNI	374.34	0.65%
HN30	588.58	0.51%
VNX AllSh	1404.6	0.68%

UPCOM 市場 (UPCoM)

	收盤	漲跌%
UPCoM	98.8	0.51%

外資交易	成交值 (Bil.VND)
買進	1438.36
賣出	1023.51
買超/賣超	414.85

外資交易	成交值 (Bil.VND)
買進	26.86
賣出	22.85
買超/賣超	4.01

外資交易	成交值 (Bil.VND)
買進	46.12
賣出	2,609.76
買超/賣超	-2,563.64

上漲排名/ 股碼	漲跌(VND)	漲跌%
DXS	2000	6.92%
DRH	1300	6.88%
VRC	750	6.82%
SKG	1150	6.80%
SAM	850	6.64%

上漲排名/ 股碼	漲跌(VND)	漲跌%
EVS	2400	7.57%
NRC	1100	5.26%
APS	1200	5.02%
KLF	200	4.26%
L18	1800	4.13%

上漲排名/ 股碼	漲跌(VND)	漲跌%
VEF	19574	12.28%
POS	2577	11.71%
TID	2732	8.56%
EVF	868	6.20%
BSR	799	3.80%

下跌排名/ 股碼	漲跌(VND)	漲跌%
DAH	-670	-6.98%
PGC	-1300	-4.33%
VOS	-950	-4.20%
JVC	-230	-3.39%
ASP	-500	-3.29%

下跌排名/ 股碼	漲跌(VND)	漲跌%
MBG	-1100	-9.73%
BII	-900	-6.82%
DL1	-600	-5.56%
PGS	-1600	-5.14%
PVG	-600	-3.31%

下跌排名/ 股碼	漲跌(VND)	漲跌%
DDV	-1621	-6.00%
MML	-3207	-3.34%
VHG	-96	-2.67%
VNB	-524	-2.66%
QTP	-423	-2.63%

*備註：市值>5,000 億盾；成交值>15 億盾

市值排名/ 股碼	Bil.VND
VCB	361,616
VHM	352,704
VIC	349,699
HPG	255,851
GAS	215,319

市值排名/ 股碼	Bil.VND
THD	80,010
VCS	20,480
KSF	18,630
BAB	16,720
IDC	16,320

市值排名/ 股碼	Bil.VND
ACV	187,089
MCH	87,639
BSR	67,588
VEA	55,768
GE2	42,126

交易量排名/ 股碼	成交值	30 日均
SHB	50,603,400	0
FLC	34,735,700	16,193,927
HPG	26,816,150	26,353,632
TCB	25,370,400	7,174,814
MBB	25,214,700	11,105,759

交易量排名/ 股碼	成交值	30 日均
PVS	8,580,384	11,192,398
KLF	6,879,645	7,104,251
ART	4,077,704	4,251,047
SHS	3,754,095	4,187,584
BII	3,645,803	4,298,569

交易量排 名/股碼	成交值	30 日均
MML	23,196,803	51,241
BSR	14,634,501	13,332,143
HHV	5,115,048	5,138,109
ORS	3,870,204	2,648,343
BVB	3,493,272	2,769,916

資料源: Bloomberg & Yuanta Research

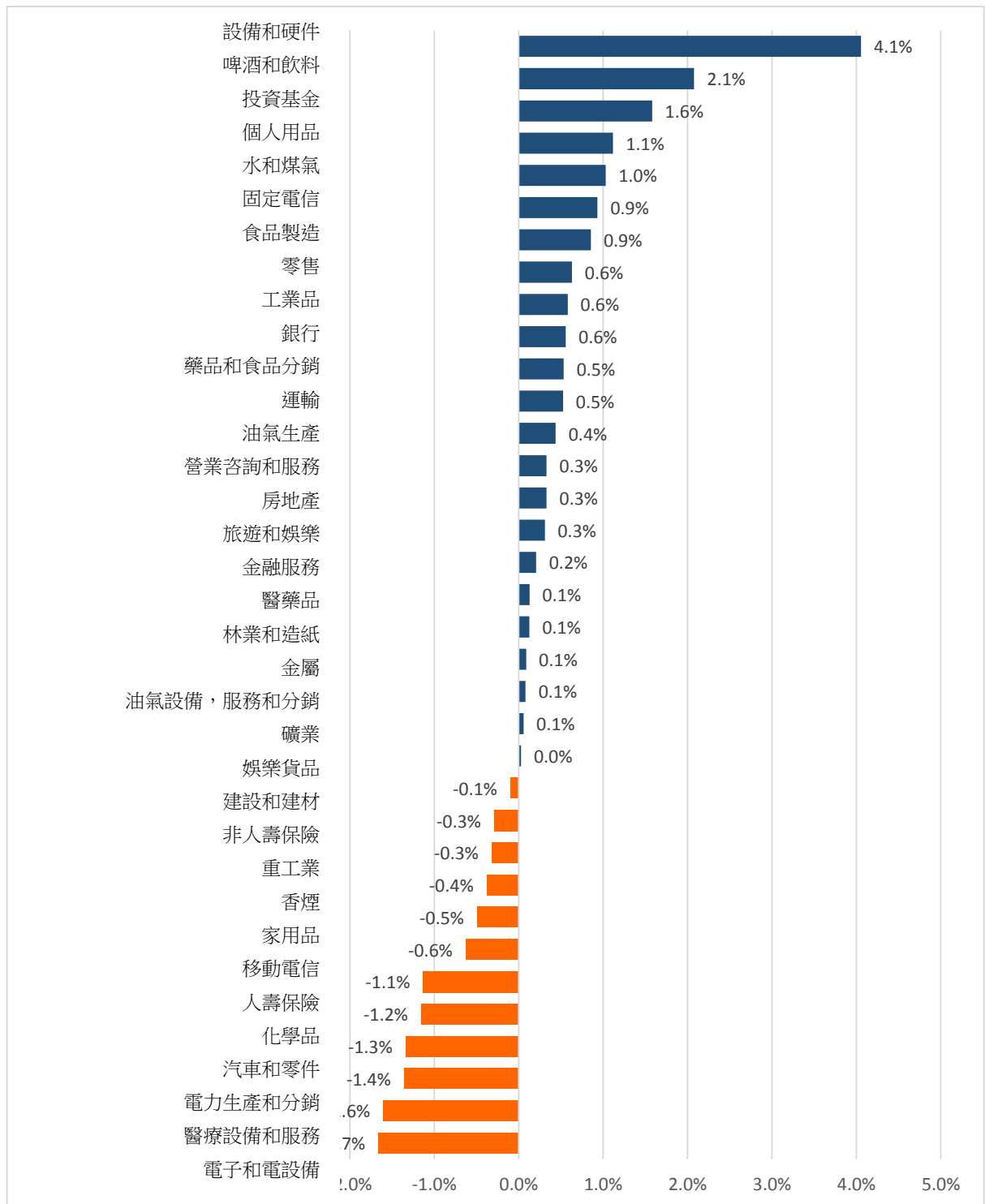
資料源: Bloomberg & Yuanta Research

資料源: Bloomberg & Yuanta Research



We Create Fortune

各行業板塊的交易走勢



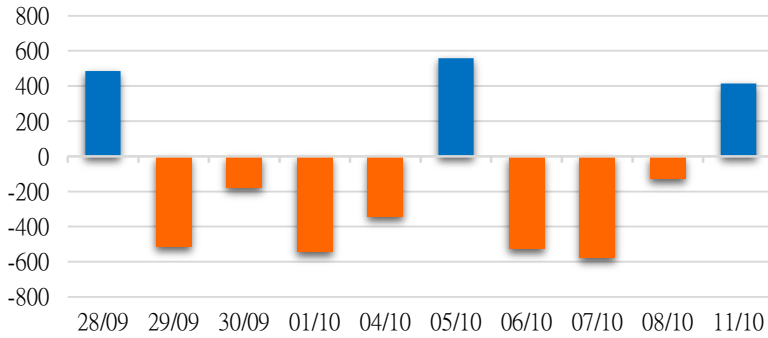
資料源: FinPro - YSVN



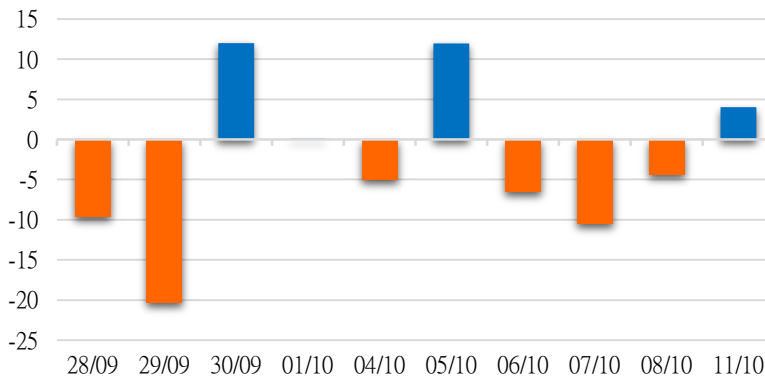
We Create Fortune

外資買進賣統計

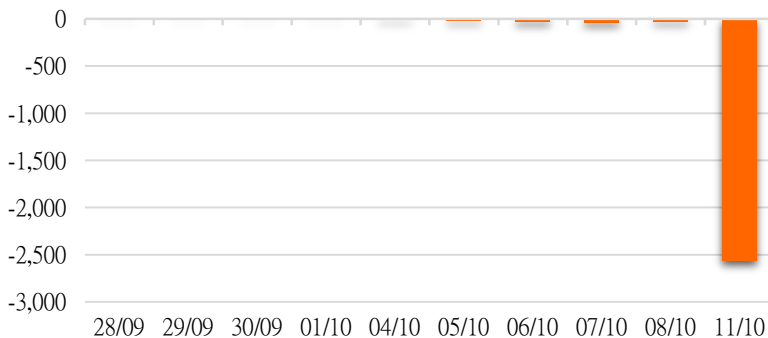
HSX 外資每日買/賣超



HNX外資每日買/賣超



UPCOM外資每日買/賣超



證券代碼	買超金額 (Mil.VND)	證券代碼	賣超金額 (Mil.VND)
FMC	212,330	SBT	73,440
VRE	112,995	VNM	53,413
VHM	80,780	NVL	50,927
CTG	50,490	PAN	30,600
STB	46,025	DGC	27,324

HSX 外資買/賣超的前 5 名

證券代碼	買超金額 (Mil.VND)	證券代碼	賣超金額 (Mil.VND)
PVI	18,007	THD	12,195
PSD	1,525	DL1	2,123
BVS	935	NVB	1,789
VCS	902	SHS	980
CEO	803	NBC	662

HNX 外資買/賣超的前 5 名

證券代碼	買超金額 (Mil.VND)	證券代碼	賣超金額 (Mil.VND)
ACV	3,583	MML	2,549,047
ORS	829	QNS	15,289
LTG	550	NTC	2,644
BSR	150	SBS	1,429
SKV	117	VEA	1,011

UPCOM 外資買/賣超的前 5 名

源: FiinPro - YSVN



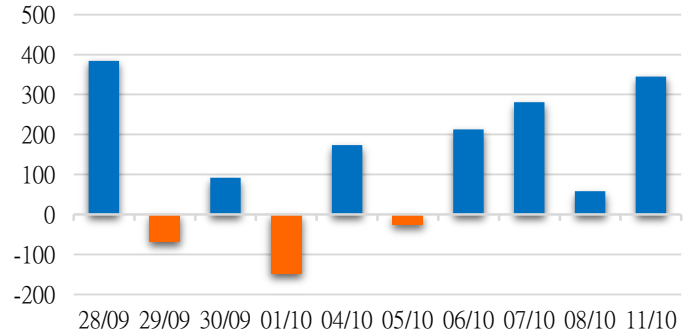
We Create **Fortune**

自營統計

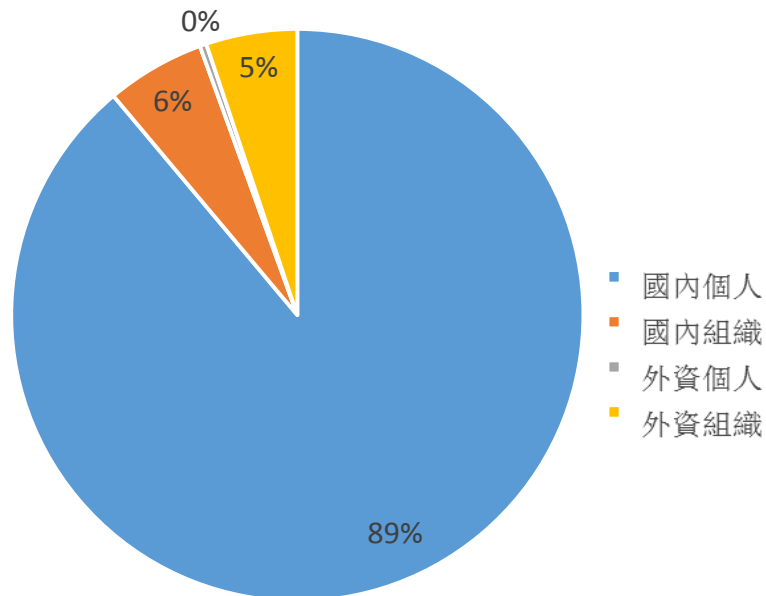
證券代碼	買超金額 (Mil.VND)	證券代碼	賣超金額 (Mil.VND)
HPG	100,694	PLX	11,094
MWG	53,315	NT2	4,301
VPB	21,671	PNJ	3,147
FUEVFNVD	19,444	FUEVN100	1,861
MBB	19,295	E1VFN30	1,596

券商自營交易最大前名

券商自營交易每日買/賣超 (Bil.VND)



越南證券市場投資人類別統計

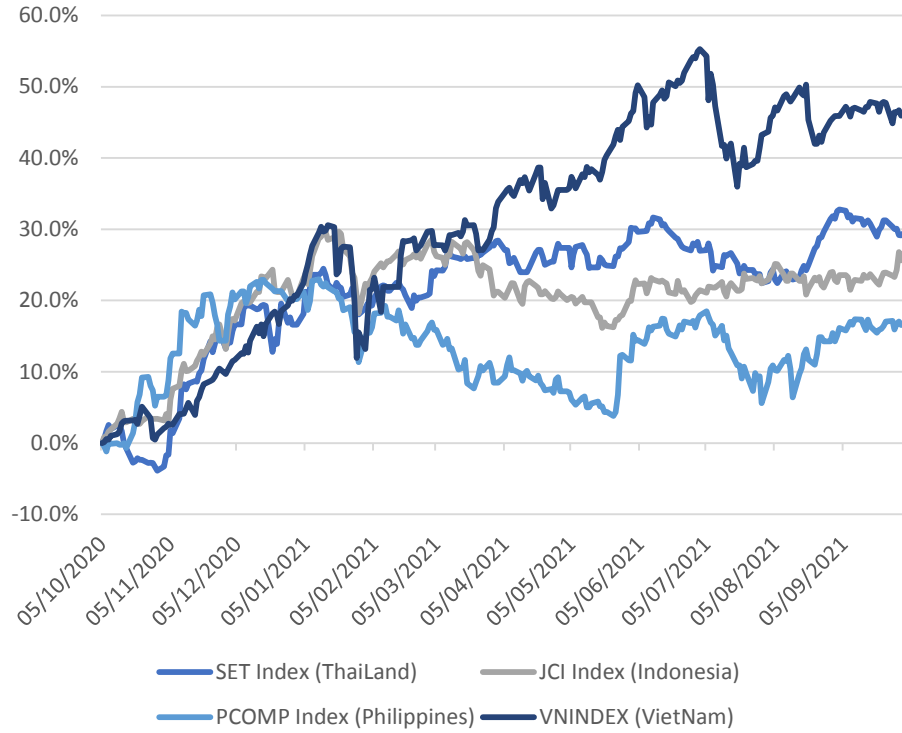


資料源: FiinPro - YSVN



We Create Fortune

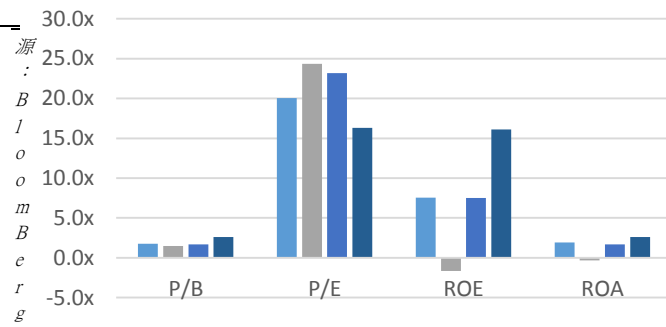
東南亞主要市場走勢比較



東南亞主要市場數據

		Thailand	Indonesia	Philippines	Vietnam
P/B		1.8x	1.6x	1.7x	2.7x
P/E		20.2x	24.95	23.9x	16.9x
ROE	%	7.54	(1.52)	7.53	16.23
ROA	%	1.91	(0.29)	1.70	2.64
Vốn hóa	Tỷ USD	556.06	556.73	181.58	230.99
GTGD	Triệu USD	2.40	0.96	0.18	0.74
LS cổ tức	%	2.68	1.89	1.59	1.28

& YSVN



■ SET Index ■ JCI Index ■ PCOMP Index ■ VNINDEX Index



We Create **Fortune**

元大證券（越南）公司

個人客戶分析部

Nguyễn Thế Minh
研究分析經理
+84 28 3622 6868 ext 3826
minh.nguyen@yuanta.com.vn

Quách Đức Khánh
高級分析專員
+84 28 3622 6868 ext 3833
khanh.quach@yuanta.com.vn

Nguyễn Trịnh Ngọc Hồng
分析專員
+84 28 3622 6868 ext 3832
hong.nguyen@yuanta.com.vn

Lý Thị Hiền
研究分析主管
+84 28 3622 6868 ext 3908
hien.ly@yuanta.com.vn

Phạm Tấn Phát
高級分析專員
+84 28 3622 6868 ext 3880
phat.pham@yuanta.com.vn

個人客戶業務部

Nguyễn Thanh Tùng
總公司業務經理
+84 28 3622 6868 ext 3609
tung.nguyen@yuanta.com.vn

Nguyễn Việt Quang
河內分行經理
+84 28 3622 6868 ext 3404
quang.nguyen@yuanta.com.vn

Bùi Quốc Phong
同奈分行經理
+84 28 3622 6868
phong.bui@yuanta.com.vn

Võ Đình Tuấn
峴港分行經理
+84 28 3622 6868 ext 3301
tuan.vo@yuanta.com.vn

Võ Thị Thu Thủy
平陽分行經理
+84 28 3622 6868 ext 3505
thuy.vo@yuanta.com.vn

Chung Kim Hoa
華人客戶部經理
+84 28 3622 6868 ext 3828
hoa.chung@yuanta.com.vn

Nguyễn Đức Hoàn
河內南部營業中心經理
+84 28 3622 6868 ext 3409
hoan.nguyen@yuanta.com.vn

Nguyễn Mạnh Hoạt
堤岸分行經理
+84 28 3622 6868 ext 3847
hoat.nguyen@yuanta.com.vn

Đinh Thị Thu Cúc
頭頓分行經理
+84 28 3622 6868 ext 3203
cuc.dinh@yuanta.com.vn



We Create **Fortune**

Appendix A: Important Disclosures

Analyst Certification

Each research analyst primarily responsible for the content of this research report, in whole or in part, certifies that with respect to each security or issuer that the analyst covered in this report: (1) all of the views expressed accurately reflect his or her personal views about those securities or issuers; and (2) no part of his or her compensation was, is, or will be, directly or indirectly, related to the specific recommendations or views expressed by that research analyst in the research report.

Ratings Definitions

BUY: We have a positive outlook on the stock based on our expected absolute or relative return over the investment period. Our thesis is based on our analysis of the company's outlook, financial performance, catalysts, valuation and risk profile. We recommend investors add to their position.

HOLD-Outperform: In our view, the stock's fundamentals are relatively more attractive than peers at the current price. Our thesis is based on our analysis of the company's outlook, financial performance, catalysts, valuation and risk profile.

HOLD-Underperform: In our view, the stock's fundamentals are relatively less attractive than peers at the current price. Our thesis is based on our analysis of the company's outlook, financial performance, catalysts, valuation and risk profile.

SELL: We have a negative outlook on the stock based on our expected absolute or relative return over the investment period. Our thesis is based on our analysis of the company's outlook, financial performance, catalysts, valuation and risk profile. We recommend investors reduce their position.

Under Review: We actively follow the company, although our estimates, rating and target price are under review.

Restricted: The rating and target price have been suspended temporarily to comply with applicable regulations and/or Yuanta policies.

Note: Yuanta research coverage with a Target Price is based on an investment period of 12 months. Greater China Discovery Series coverage does not have a formal 12 month Target Price and the recommendation is based on an investment period specified by the analyst in the report.

Global Disclaimer

© 2018 Yuanta. All rights reserved. The information in this report has been compiled from sources we believe to be reliable, but we do not hold ourselves responsible for its completeness or accuracy. It is not an offer to sell or solicitation of an offer to buy any securities. All opinions and estimates included in this report constitute our judgment as of this date and are subject to change without notice.

This report provides general information only. Neither the information nor any opinion expressed herein constitutes an offer or invitation to make an offer to buy or sell securities or other investments. This material is prepared for general circulation to clients and is not intended to provide tailored investment advice and does not take into account the individual financial situation and objectives of any specific person who may receive this report. Investors should seek financial advice regarding the appropriateness of investing in any securities, investments or investment strategies discussed or recommended in this report. The information contained in this report has been compiled from sources believed to be reliable but no representation or warranty, express or implied, is made as to its accuracy, completeness or correctness. This report is not (and should not be construed as) a solicitation to act as securities broker or dealer in any jurisdiction by any person or company that is not legally permitted to carry on such business in that jurisdiction.

Yuanta research is distributed in the United States only to Major U.S. Institutional Investors (as defined in Rule 15a-6 under the Securities Exchange Act of 1934, as amended and SEC staff interpretations thereof). All transactions by a US person in the securities mentioned in this report must be effected through a registered broker-dealer under Section 15 of the Securities Exchange Act of 1934, as amended. Yuanta research is distributed in Taiwan by Yuanta Securities Investment Consulting. Yuanta research is distributed in Hong Kong by Yuanta Securities (Hong Kong) Co. Limited, which is licensed in Hong Kong by the Securities and Futures Commission for regulated activities, including Type 4 regulated activity (advising on securities). In Hong Kong, this research report may not be redistributed, retransmitted or disclosed, in whole or in part or and any form or manner, without the express written