

當日市場：VN-Index 在 1,400 點以下震盪

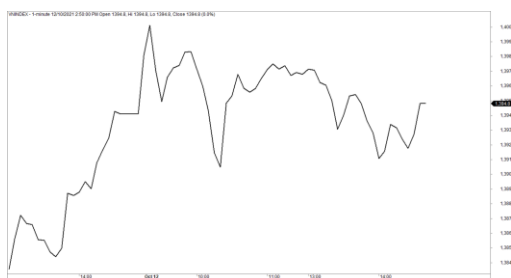
2021/10/13

市場走勢

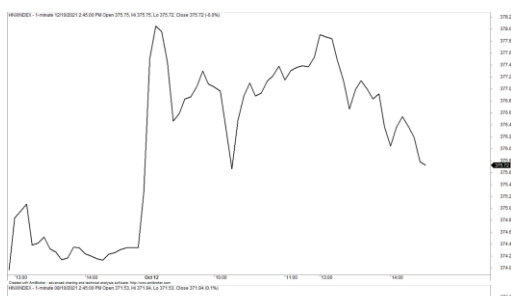
市場指數	VNI	HNI	UPCOM
收盤	1,394.09	374.34	98.80
%日	1.56%	0.65%	0.51%
%週	2.83%	4.33%	2.42%
%月	2.93%	7.10%	4.18%
%年	49.40%	174.26%	54.73%
成交值(Bil.VND)			
當日	17,690	1,997	1,966
日均量/週	19,686	2,645	2,051
日均量/月	20,149	3,172	2,067
外資進出			
買進	1,438.36	26.86	46.12
賣出	1,023.51	22.85	2,609.76
買賣超	414.85	4.01	-2,563.64
市場漲跌家數			
上漲	221	119	175
下跌	188	106	154
持平	61	123	574
市場指標			
P/E	16.64	21.75	22.70
總市值 (兆盾)	5,285	394	1,401
股息殖利 ²	1.24%	2.23%	3.08%

資料源: Bloomberg - YSVN

VNINDEX



HNIINDEX



市場走勢

資本化的股票有所放緩，導致市場窄幅移動。VNI-Index 收漲 0.05%，報 1,394.8 點。HNX-Index 上漲 0.36%，收於 375.68 點；Upcom-Index 小幅上漲。三大市場的交易額提升至逾 24 兆 7990 億越南盾。

銀行股在強勁反彈後錄得短期拋壓，流動性較低。PNJ (-2%)、SSI (-1.2%)、MSN (-1%)、NVL (-1%) 是跌幅超過 1% 的股票。相反，VRE (+1.1%)、VIC (+1%)、POW (+2.4%)、MWG (+2%) 是錄得漲幅最大的股票。

現金流轉向中型股和香菇，使該類股票中有多檔股票強勢上漲，如 TDH (+6.6%)、DIG (+3.6%)、IJC (+3.5%)、PVD (+3.8%)、HAX (+6.8%)等。

外資賣超超過 490 億越南盾，其中 HPG (1200 億)、GMD (540 億)、VNM (500 億) 被外資拋售最多。另一方面，FMC (2680 億)、VRE (810 億)、MBB (410 億) 領先於買超列表。

市場短期觀點

我們認為下個交易日市場或將維持上漲動力，VN30 可能將重新測試短期阻力位 1,512.27 點。同時，市場仍處於積極的強烈波動期，我們認為回調可能會很快結束。此外，預計短期現金流量將繼續增加並在各類股票之間平均分配。

大盤短期走勢仍為上漲。因此，我們建議短線投資者可繼續在盤整時增加持股比例。

請在 <https://ysradar.yuanta.com.vn/> 查看有關股票的信號。



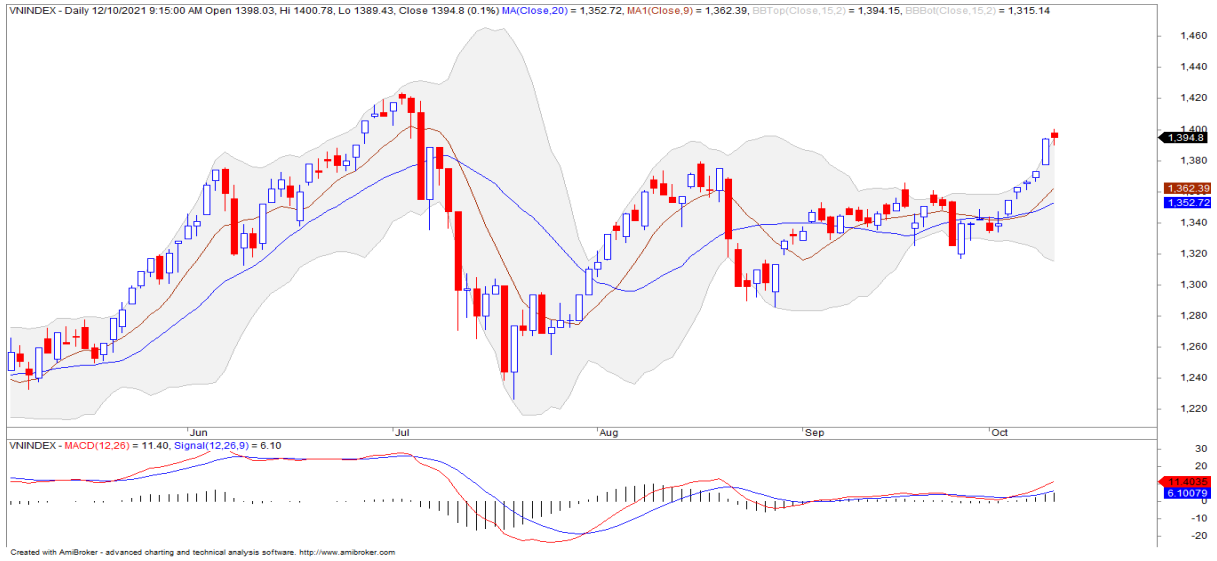
We Create Fortune

熱點股票技術分析

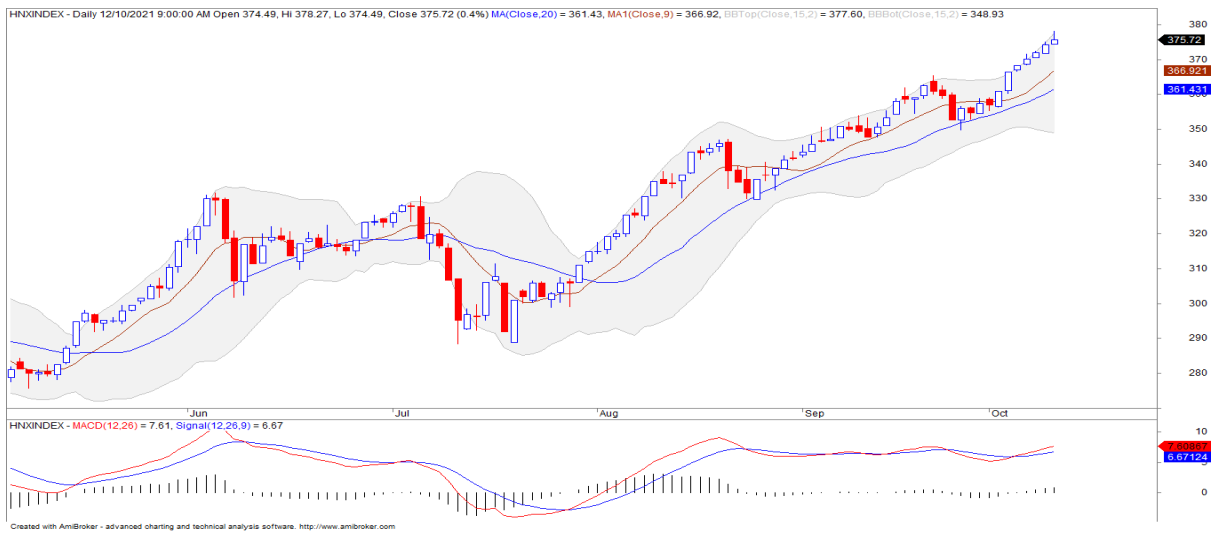


We Create Fortune

技術分析圖



指數技術分析圖 VN-Index



指數技術分析圖 HNX-Index

指數	短期趨勢	中期趨勢	阻力區 1	阻力區 2	支撐區 1	支撐區 2
VN-Index	上漲	上漲	1374	1410	1210	970
HNX-Index	上漲	上漲	314	333	300	180
VN30	上漲	上漲	1494	1550	1445	960
VNMidcaps	上漲	上漲	1,730	1800	1650	963
VNSmallcaps	上漲	上漲	1430	1450	1400	804



We Create Fortune

胡志明市交易所 (HSX)

	收盤	漲跌%
VNI	1394.8	0.05%
VN30	1509.57	-0.05%
VN Mid	1731.46	0.49%
VN Small	1739.69	0.57%

河內交易所 (HSX)

	收盤	漲跌%
HNI	375.68	0.36%
HN30	586.74	-0.31%
VNX AllSh	1433.19	0.13%

UPCOM 市場 (UPCoM)

	收盤	漲跌%
UPCoM	98.81	0.01%

外資交易	成交值 (Bil.VND)
買進	2047.56
賣出	2086.65
買超/賣超	-39.1

外資交易	成交值 (Bil.VND)
買進	25.01
賣出	37.29
買超/賣超	-12.27

外資交易	成交值 (Bil.VND)
買進	29.05
賣出	27.00
買超/賣超	2.05

上漲排名/ 股碼	漲跌(VND)	漲跌%
HAR	400	6.90%
VRC	800	6.81%
HAX	1450	6.79%
TDH	700	6.60%
HDC	5500	6.47%

上漲排名/ 股碼	漲跌(VND)	漲跌%
NRC	2200	10.00%
DTD	3400	10.00%
BII	1200	9.76%
CSC	6400	7.95%
TKU	2800	7.22%

上漲排名/ 股碼	漲跌(VND)	漲跌%
TID	3714	10.73%
VEF	16914	9.45%
POS	2009	8.17%
BMS	1423	6.62%
DDV	1482	5.83%

下跌排名/ 股碼	漲跌(VND)	漲跌%
TGG	-2100	-6.85%
NBB	-2800	-6.85%
ASP	-700	-4.76%
TNA	-600	-3.66%
TNA	-600	-3.66%

下跌排名/ 股碼	漲跌(VND)	漲跌%
IDC	-3800	-6.99%
TIG	-800	-4.55%
VGS	-1100	-3.18%
C69	-400	-2.76%
PVI	-1100	-2.34%

下跌排名/ 股碼	漲跌(VND)	漲跌%
DNW	-2915	-12.30%
PPH	-1064	-3.01%
TIS	-406	-2.72%
ORS	-790	-2.68%
MVC	-388	-2.57%

*備註：市值>5,000 億盾；成交值>15 億盾

市值排名/ 股碼	Bil.VND
VCB	361,616
VHM	352,704
VIC	349,699
HPG	255,851
GAS	215,319

市值排名/ 股碼	Bil.VND
THD	80,010
VCS	20,480
KSF	18,630
BAB	16,720
IDC	16,320

市值排名/ 股碼	Bil.VND
ACV	187,089
MCH	87,639
BSR	67,588
VEA	55,768
GE2	42,126

交易量排名/ 股碼	成交值	30 日均
SHB	38,137,700	50,603,400
FLC	34,905,200	17,410,390
POW	22,239,000	14,537,876
HPG	19,229,600	26,256,781
MBB	16,399,900	11,931,857

交易量排名/ 股碼	成交值	30 日均
PVS	13,811,125	11,660,763
IDC	6,765,540	3,460,273
NDN	4,748,257	1,714,206
KLF	4,108,368	7,470,638
SHS	4,044,486	4,066,287

交易量排 名/股碼	成交值	30 日均
BSR	24,717,540	14,162,728
EVF	16,675,451	934,884
TLP	4,749,900	32,010
#N/A	#N/A	#N/A
HHV	4,278,880	5,227,905

資料源: Bloomberg & Yuanta Research

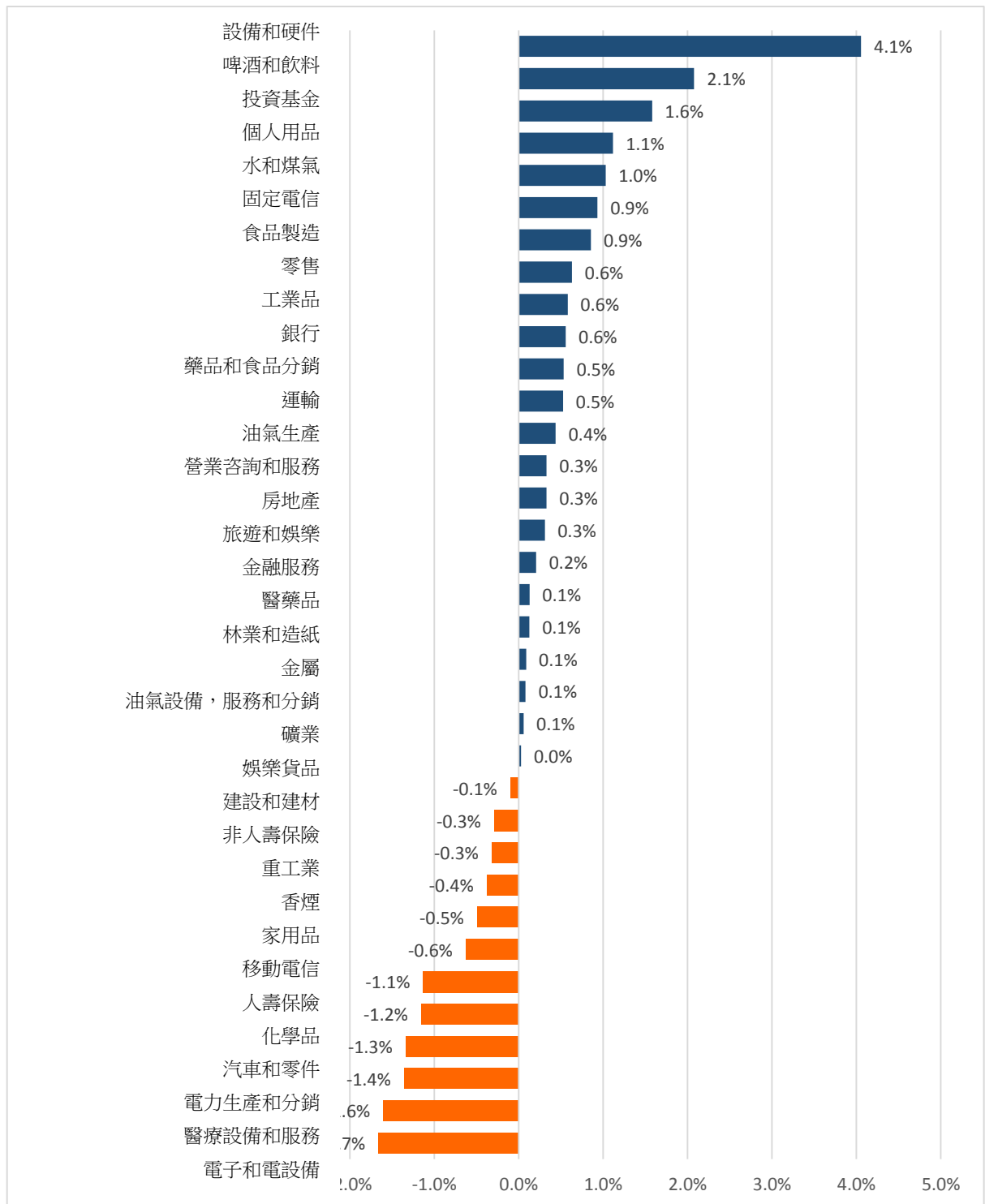
資料源: Bloomberg & Yuanta Research

資料源: Bloomberg & Yuanta Research



We Create Fortune

各行業板塊的交易走勢



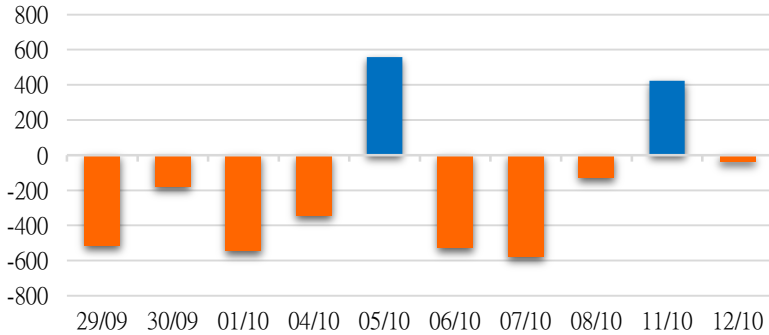
資料源: FinPro - YSVN



We Create Fortune

外資買進賣統計

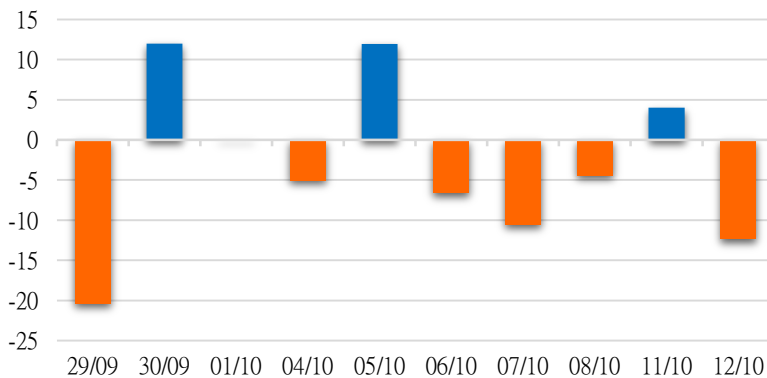
HSX 外資每日買/賣超



證券代碼	買超金額 (Mil.VND)	證券代碼	賣超金額 (Mil.VND)
FMC	267,859	HPG	119,541
VRE	81,322	GMD	54,223
MBB	41,296	VNM	50,055
GAS	30,563	GVR	46,255
STB	24,623	NLG	44,164

HSX 外資買/賣超的前 5 名

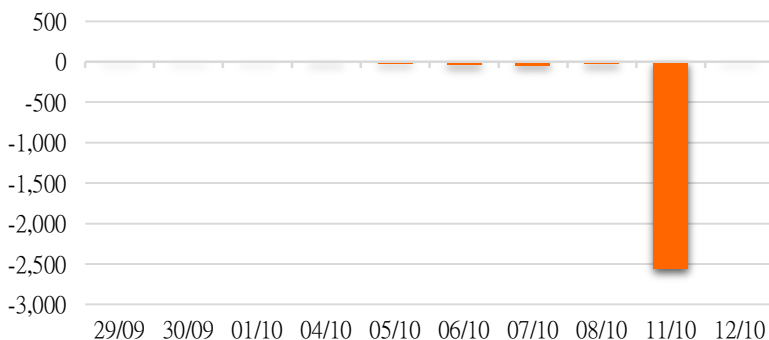
HNX 外資每日買/賣超



證券代碼	買超金額 (Mil.VND)	證券代碼	賣超金額 (Mil.VND)
PVI	10,111	SHS	20,315
THD	4,348	PVS	4,712
VCS	1,902	MBS	1,316
MBG	519	PMC	1,273
PVG	389	NBC	680

HNX 外資買/賣超的前 5 名

UPCOM 外資每日買/賣超



證券代碼	買超金額 (Mil.VND)	證券代碼	賣超金額 (Mil.VND)
BSR	4,210	QNS	5,585
ACV	2,200	VEA	1,633
HHV	655	SIP	408
LTG	617	NTC	306
UDJ	365	VEF	194

UPCOM 外資買/賣超的前 5 名

源: FiinPro - YSVN



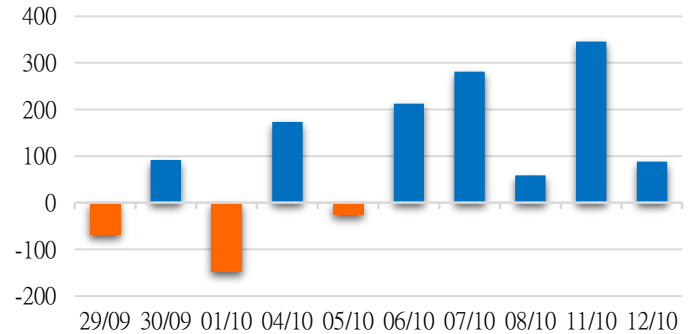
We Create **Fortune**

自營統計

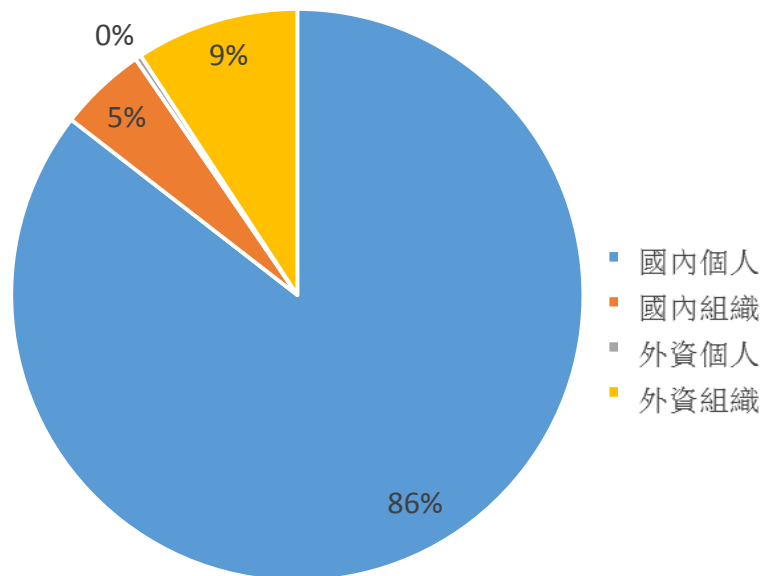
證券代碼	買超金額 (Mil.VND)	證券代碼	賣超金額 (Mil.VND)
FUEVFNVD	27,956	HSG	30,964
HPG	22,536	E1VFN30	11,441
TCB	14,250	VRE	9,480
VHM	14,233	PLX	7,526
PVD	12,455	MSN	6,874

券商自營交易最大前名

券商自營交易每日買/賣超 (Bil.VND)



越南證券市場投資人類別統計

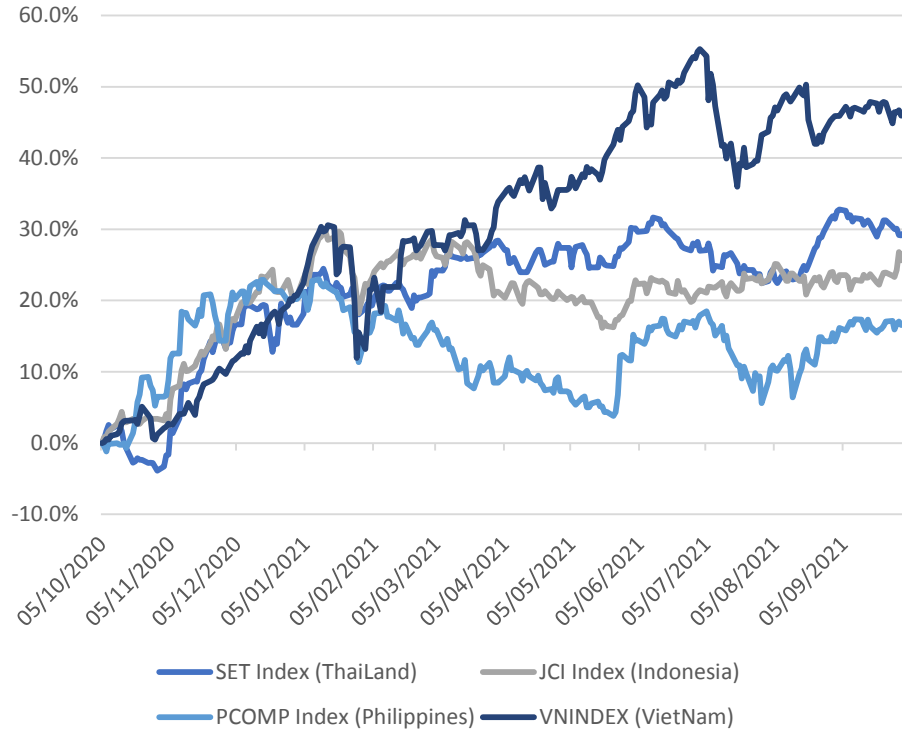


資料源: FiinPro - YSVN



We Create Fortune

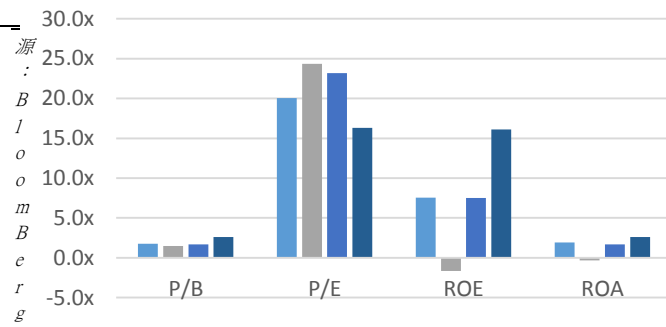
東南亞主要市場走勢比較



東南亞主要市場數據

		Thailand	Indonesia	Philippines	Vietnam
P/B		1.8x	1.6x	1.8x	2.7x
P/E		20.3x	25.10	24.4x	16.9x
ROE	%	7.54	(1.52)	7.50	16.22
ROA	%	1.91	(0.29)	1.69	2.64
Vốn hóa	Tỷ USD	560.29	554.33	187.44	234.48
GTGD	Triệu USD	2.21	0.93	0.14	0.85
LS cổ tức	%	2.67	1.88	1.57	1.27

& YSVN



■ SET Index ■ JCI Index ■ PCOMP Index ■ VNINDEX Index



We Create **Fortune**

元大證券（越南）公司

個人客戶分析部

Nguyễn Thế Minh
研究分析經理
+84 28 3622 6868 ext 3826
minh.nguyen@yuanta.com.vn

Quách Đức Khánh
高級分析專員
+84 28 3622 6868 ext 3833
khanh.quach@yuanta.com.vn

Nguyễn Trịnh Ngọc Hồng
分析專員
+84 28 3622 6868 ext 3832
hong.nguyen@yuanta.com.vn

Lý Thị Hiền
研究分析主管
+84 28 3622 6868 ext 3908
hien.ly@yuanta.com.vn

Phạm Tấn Phát
高級分析專員
+84 28 3622 6868 ext 3880
phat.pham@yuanta.com.vn

個人客戶業務部

Nguyễn Thanh Tùng
總公司業務經理
+84 28 3622 6868 ext 3609
tung.nguyen@yuanta.com.vn

Nguyễn Việt Quang
河內分行經理
+84 28 3622 6868 ext 3404
quang.nguyen@yuanta.com.vn

Bùi Quốc Phong
同奈分行經理
+84 28 3622 6868
phong.bui@yuanta.com.vn

Võ Đình Tuấn
峴港分行經理
+84 28 3622 6868 ext 3301
tuan.vo@yuanta.com.vn

Võ Thị Thu Thủy
平陽分行經理
+84 28 3622 6868 ext 3505
thuy.vo@yuanta.com.vn

Chung Kim Hoa
華人客戶部經理
+84 28 3622 6868 ext 3828
hoa.chung@yuanta.com.vn

Nguyễn Đức Hoàn
河內南部營業中心經理
+84 28 3622 6868 ext 3409
hoan.nguyen@yuanta.com.vn

Nguyễn Mạnh Hoạt
堤岸分行經理
+84 28 3622 6868 ext 3847
hoat.nguyen@yuanta.com.vn

Đinh Thị Thu Cúc
頭頓分行經理
+84 28 3622 6868 ext 3203
cuc.dinh@yuanta.com.vn



We Create **Fortune**

Appendix A: Important Disclosures

Analyst Certification

Each research analyst primarily responsible for the content of this research report, in whole or in part, certifies that with respect to each security or issuer that the analyst covered in this report: (1) all of the views expressed accurately reflect his or her personal views about those securities or issuers; and (2) no part of his or her compensation was, is, or will be, directly or indirectly, related to the specific recommendations or views expressed by that research analyst in the research report.

Ratings Definitions

BUY: We have a positive outlook on the stock based on our expected absolute or relative return over the investment period. Our thesis is based on our analysis of the company's outlook, financial performance, catalysts, valuation and risk profile. We recommend investors add to their position.

HOLD-Outperform: In our view, the stock's fundamentals are relatively more attractive than peers at the current price. Our thesis is based on our analysis of the company's outlook, financial performance, catalysts, valuation and risk profile.

HOLD-Underperform: In our view, the stock's fundamentals are relatively less attractive than peers at the current price. Our thesis is based on our analysis of the company's outlook, financial performance, catalysts, valuation and risk profile.

SELL: We have a negative outlook on the stock based on our expected absolute or relative return over the investment period. Our thesis is based on our analysis of the company's outlook, financial performance, catalysts, valuation and risk profile. We recommend investors reduce their position.

Under Review: We actively follow the company, although our estimates, rating and target price are under review.

Restricted: The rating and target price have been suspended temporarily to comply with applicable regulations and/or Yuanta policies.

Note: Yuanta research coverage with a Target Price is based on an investment period of 12 months. Greater China Discovery Series coverage does not have a formal 12 month Target Price and the recommendation is based on an investment period specified by the analyst in the report.

Global Disclaimer

© 2018 Yuanta. All rights reserved. The information in this report has been compiled from sources we believe to be reliable, but we do not hold ourselves responsible for its completeness or accuracy. It is not an offer to sell or solicitation of an offer to buy any securities. All opinions and estimates included in this report constitute our judgment as of this date and are subject to change without notice.

This report provides general information only. Neither the information nor any opinion expressed herein constitutes an offer or invitation to make an offer to buy or sell securities or other investments. This material is prepared for general circulation to clients and is not intended to provide tailored investment advice and does not take into account the individual financial situation and objectives of any specific person who may receive this report. Investors should seek financial advice regarding the appropriateness of investing in any securities, investments or investment strategies discussed or recommended in this report. The information contained in this report has been compiled from sources believed to be reliable but no representation or warranty, express or implied, is made as to its accuracy, completeness or correctness. This report is not (and should not be construed as) a solicitation to act as securities broker or dealer in any jurisdiction by any person or company that is not legally permitted to carry on such business in that jurisdiction.

Yuanta research is distributed in the United States only to Major U.S. Institutional Investors (as defined in Rule 15a-6 under the Securities Exchange Act of 1934, as amended and SEC staff interpretations thereof). All transactions by a US person in the securities mentioned in this report must be effected through a registered broker-dealer under Section 15 of the Securities Exchange Act of 1934, as amended. Yuanta research is distributed in Taiwan by Yuanta Securities Investment Consulting. Yuanta research is distributed in Hong Kong by Yuanta Securities (Hong Kong) Co. Limited, which is licensed in Hong Kong by the Securities and Futures Commission for regulated activities, including Type 4 regulated activity (advising on securities). In Hong Kong, this research report may not be redistributed, retransmitted or disclosed, in whole or in part or and any form or manner, without the express written