

當日市場：各指數在窄幅內波動

2021/10/14

市場走勢

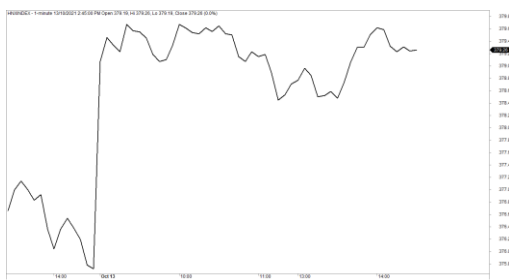
市場指數	VNI	HNI	UPCOM
收盤	1,391.91	379.34	98.78
%日	-0.21%	0.97%	-0.03%
%週	2.13%	2.95%	1.44%
%月	3.76%	8.68%	3.70%
%年	49.69%	178.62%	55.73%
<b>成交值(Bil.VND)</b>			
當日	18,617	2,604	1,719
日均量/週	20,092	2,274	2,552
日均量/月	20,370	3,119	2,201
<b>外資進出</b>			
買進	1,005.83	30.95	23.95
賣出	1,524.58	21.47	27.94
買賣超	-518.75	9.48	-3.99
<b>市場漲跌家數</b>			
上漲	180	110	159
下跌	170	100	158
持平	64	138	586
<b>市場指標</b>			
P/E	17.10	21.97	22.85
總市值 (兆盾)	5,433	398	1,412
股息殖利 <sup>2</sup>	1.24%	2.20%	3.08%

資料源: Bloomberg - YSVN

VNINDEX



HNIINDEX



市場走勢

賣壓在 1,400 點的門檻猛然增加，導致 VN-Index 在接近尾盤時下跌。VNI 指數收跌 0.21%，止於 1,391.91 點。反方向的 HNX-Index 上漲 0.97%，錨定在 379.34 點；Upcom-Index 小幅下跌。匹配交易額超過 209670 億盾。

藍籌股繼續出現強烈分歧，出售許多大盤代碼，如 BVH (-3.1%)、VRE (-1.3%)、PLX (-2.2%)、MSN (-1.6%)、STB (-1.3%) ) ……相比之下，MWG、PNJ 和 VJC 等預計在大流行後重新開放的股票強於一般市場。

當天早盤的亮點是交易活躍的中小型股。化肥股 (DPM、DCM)、房地產 (DIG、SCR、IJC、LHG)、運輸 (HAH) 是著名的股票。

外資賣超超過 5130 億越南盾，其中 HPG (1490 億)、SSI (700 億)、VNM (660 億) 領跑。另一方面，HAH (840 億)、VRE (440 億)、HDG (310 億) 領先於買超列表。

市場短期觀點

我們認為，市場可能會在下一交易日迅速回歸上漲趨勢。積極的是，在市場回調期間成交量略有下降，表明賣壓不是太大，市場可能只有輕微的技術性回調。同時，市場廣度依然為積極，尤其是新的買進機會不斷增加，表明短期風險仍然較低，因此合適的策略仍然是在投資組合中持有較高比例的股票。

大盤短期走勢仍為上漲。因此，我們建議短線投資者可以繼續利用回調的機會增加持股比例。

請在 <https://ysradar.yuanta.com.vn/> 查看有關股票的信號。



We Create Fortune

### 熱點股票技術分析

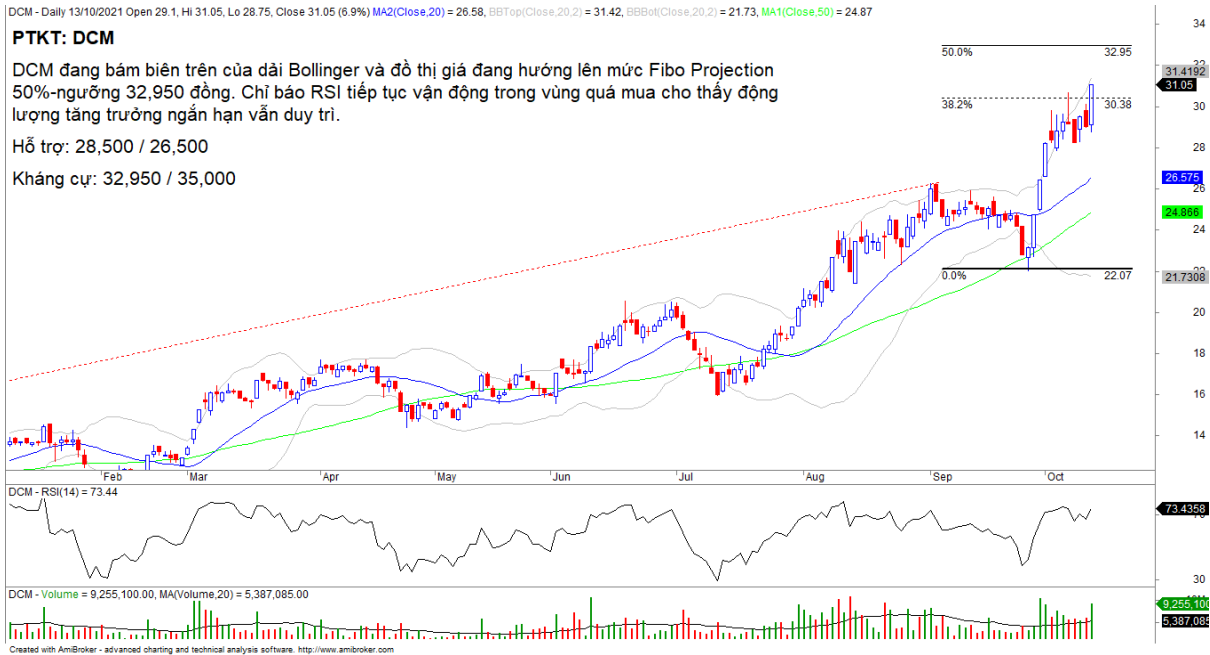
DCM - Daily 13/10/2021 Open 29.1, Hi 31.05, Lo 28.75, Close 31.05 (6.9%) MA2(Close,20) = 26.58, BBTop(Close,20,2) = 31.42, BBBot(Close,20,2) = 21.73, MA1(Close,50) = 24.87

**PTKT: DCM**

DCM đang bám biên trên của dải Bollinger và đồ thị giá đang hướng lên mức Fibon Projection 50%-ngưỡng 32,950 đồng. Chỉ báo RSI tiếp tục vận động trong vùng quá mua cho thấy động lượng tăng trưởng ngắn hạn vẫn duy trì.

Hỗ trợ: 28,500 / 26,500

Kháng cự: 32,950 / 35,000



ITD - Daily 13/10/2021 Open 22.5, Hi 23.7, Lo 22.15, Close 23.7 (7.0%) MA2(Close,20) = 21.24, BBTop(Close,20,2) = 23.18, BBBot(Close,20,2) = 19.30, MA1(Close,50) = 19.26

**PTKT: ITD**

ITD tiếp tục bám biên trên của dải Bollinger và ở trên MA (20). Khối lượng gia tăng mạnh trong phiên tăng điểm hôm nay cho thấy dòng tiền và giá đang ủng hộ đà tăng tiếp diễn. Vùng hỗ trợ gần nhất nằm tại 22,300-22,500.

Hỗ trợ: 22,300 / 19,300

Kháng cự: 25,000 / 27,000





We Create Fortune

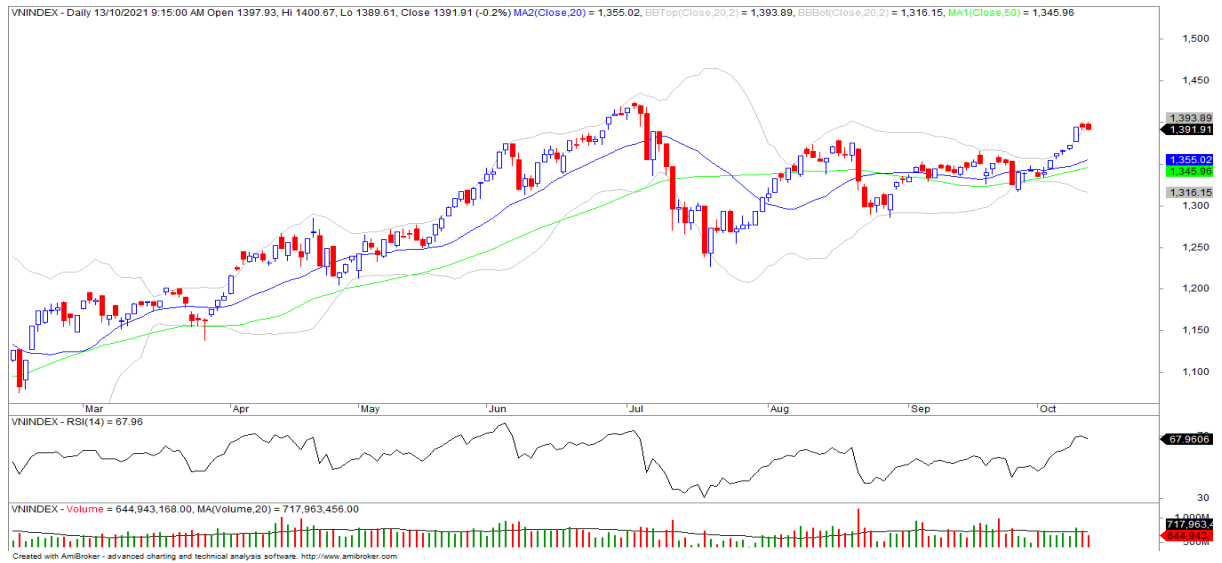
### 熱點股票技術分析





We Create Fortune

技術分析圖



指數技術分析圖 VN-Index



指數技術分析圖 HNX-Index

指數	短期趨勢	中期趨勢	阻力區 1	阻力區 2	支撐區 1	支撐區 2
VN-Index	上漲	上漲	1374	1410	1210	970
HNX-Index	上漲	上漲	314	333	300	180
VN30	上漲	上漲	1494	1550	1445	960
VNMidcaps	上漲	上漲	1,730	1800	1650	963
VNSmallcaps	上漲	上漲	1430	1450	1400	804



We Create Fortune

胡志明市交易所 (HSX)

	收盤	漲跌%
VNI	1391.91	-0.21%
VN30	1505.55	-0.27%
VN Mid	1733.81	0.14%
VN Small	1747.74	0.46%

河內交易所 (HSX)

	收盤	漲跌%
HNI	379.34	0.97%
HN30	592.33	0.95%
VNX AllSh	1431.25	-0.14%

UPCOM 市場 (UPCoM)

	收盤	漲跌%
UPCoM	98.78	-0.03%

外資交易	成交值 (Bil.VND)
買進	1005.83
賣出	1524.58
買超/賣超	-518.75

外資交易	成交值 (Bil.VND)
買進	30.95
賣出	21.47
買超/賣超	9.48

外資交易	成交值 (Bil.VND)
買進	23.95
賣出	27.94
買超/賣超	-3.99

上漲排名/ 股碼	漲跌(VND)	漲跌%
HAR	430	6.94%
LDG	520	6.91%
DCM	2000	6.88%
HUB	1850	6.88%
SFG	950	6.83%

上漲排名/ 股碼	漲跌(VND)	漲跌%
KSF	6800	9.96%
L14	10200	9.91%
HVT	4700	9.89%
BII	1300	9.63%
L18	3600	8.11%

上漲排名/ 股碼	漲跌(VND)	漲跌%
SCG	4607	7.11%
TID	2625	6.85%
DDV	1517	5.64%
BMS	904	3.95%
AMS	619	3.75%

下跌排名/ 股碼	漲跌(VND)	漲跌%
TCO	-1300	-4.15%
DLG	-190	-3.20%
HPX	-1000	-3.12%
BVH	-1900	-3.07%
FLC	-350	-2.81%

下跌排名/ 股碼	漲跌(VND)	漲跌%
NRC	-2300	-9.50%
AAV	-1700	-5.57%
API	-1800	-3.61%
TC6	-600	-3.55%
TVD	-500	-2.87%

下跌排名/ 股碼	漲跌(VND)	漲跌%
CST	-1004	-4.24%
VEF	-7469	-3.81%
POS	-907	-3.41%
PVP	-369	-1.86%
BVB	-379	-1.77%

\*備註：市值>5,000 億盾；成交值>15 億盾

市值排名/ 股碼	Bil.VND
VCB	359,761
VIC	353,504
VHM	352,268
HPG	254,957
GAS	214,362

市值排名/ 股碼	Bil.VND
THD	80,115
VCS	20,768
KSF	20,490
BAB	16,870
IDC	15,180

市值排名/ 股碼	Bil.VND
ACV	189,911
MCH	87,716
BSR	69,523
VEA	55,528
GE2	42,126

交易量排名/ 股碼	成交值	30 日均
SHB	22,517,900	37,086,333
FLC	20,912,000	18,659,632
LDG	18,091,600	6,800,645
SCR	17,391,300	13,280,318
DLG	17,068,100	17,314,377

交易量排名/ 股碼	成交值	30 日均
NVB	13,564,682	398,385
IDC	7,873,094	3,504,285
PVS	5,669,711	11,176,036
LAS	4,927,319	1,986,031
TVC	4,344,881	2,540,074

交易量排 名/股碼	成交值	30 日均
BSR	11,763,578	14,543,505
ORS	5,766,302	2,999,293
HHV	4,966,206	5,081,154
MVC	4,272,409	549,306
#N/A	#N/A	#N/A

資料源: Bloomberg & Yuanta Research

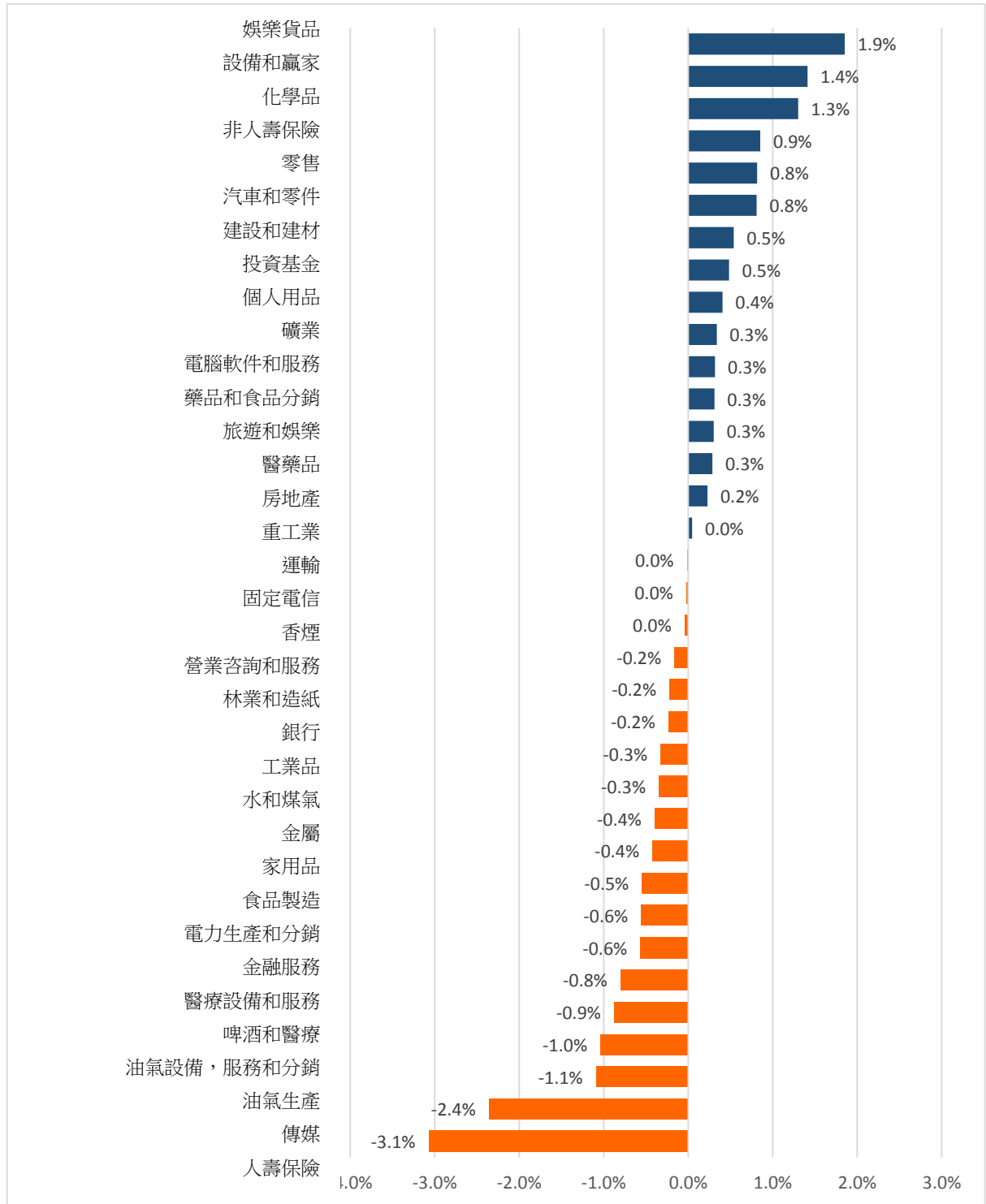
資料源: Bloomberg & Yuanta Research

資料源: Bloomberg & Yuanta Research



We Create **Fortune**

### 各行業板塊的交易走勢

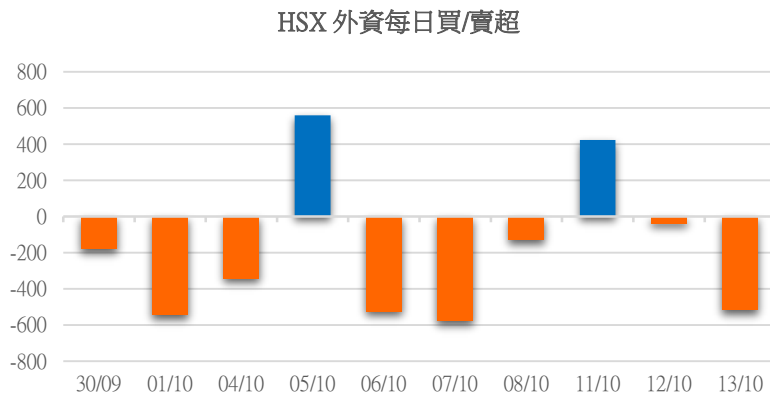


資料源: FinPro - YSVN



We Create **Fortune**

## 外資買進賣統計



證券代碼	買超金額 (Mil.VND)	證券代碼	賣超金額 (Mil.VND)
HAH	84,274	HPG	149,159
VRE	44,438	SSI	69,557
HDG	31,022	VNM	65,952
MBB	25,818	PAN	60,190
LPB	23,302	VHM	59,134

HSX 外資買/賣超的前 5 名

證券代碼	買超金額 (Mil.VND)	證券代碼	賣超金額 (Mil.VND)
PVI	14,977	SHS	9,394
BCC	6,929	PVS	2,685
VCS	2,290	VNR	2,075
THD	962	PMC	1,038
NBC	856	TDN	927

HNX 外資買/賣超的前 5 名

證券代碼	買超金額 (Mil.VND)	證券代碼	賣超金額 (Mil.VND)
QNS	1,961	ABI	3,290
LTG	1,770	ACV	2,878
BSR	734	VEA	2,691
CLX	365	NTC	2,048
HHV	329	DDV	176

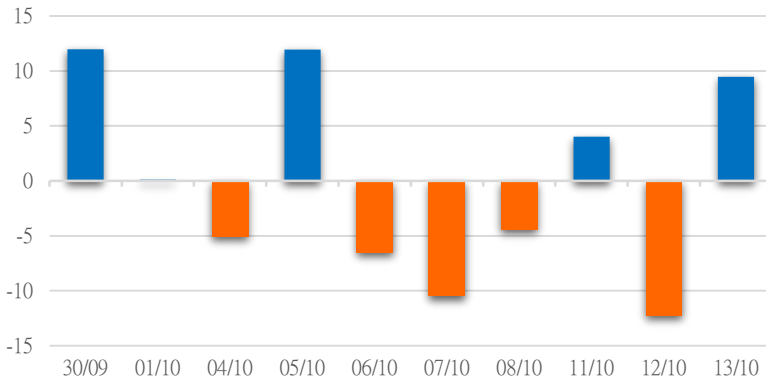
UPCOM 外資買/賣超的前 5 名

源: FiinPro - YSVN

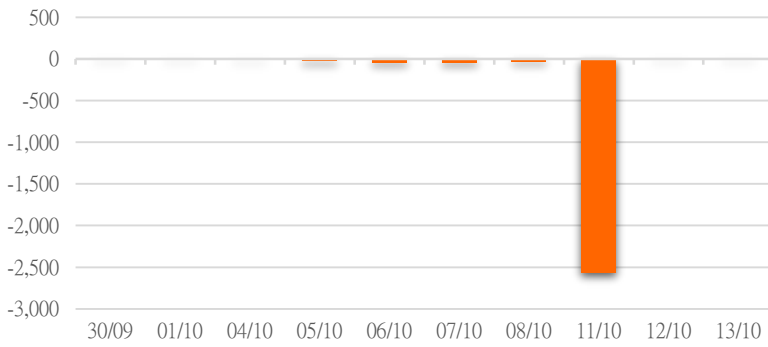


We Create Fortune

HNX外資每日買/賣超



UPCOM外資每日買/賣超







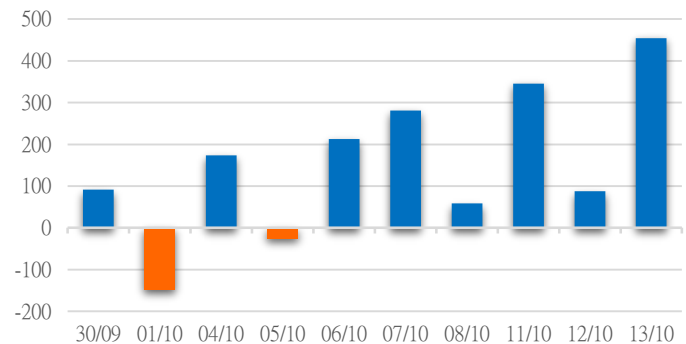
We Create **Fortune**

### 自營統計

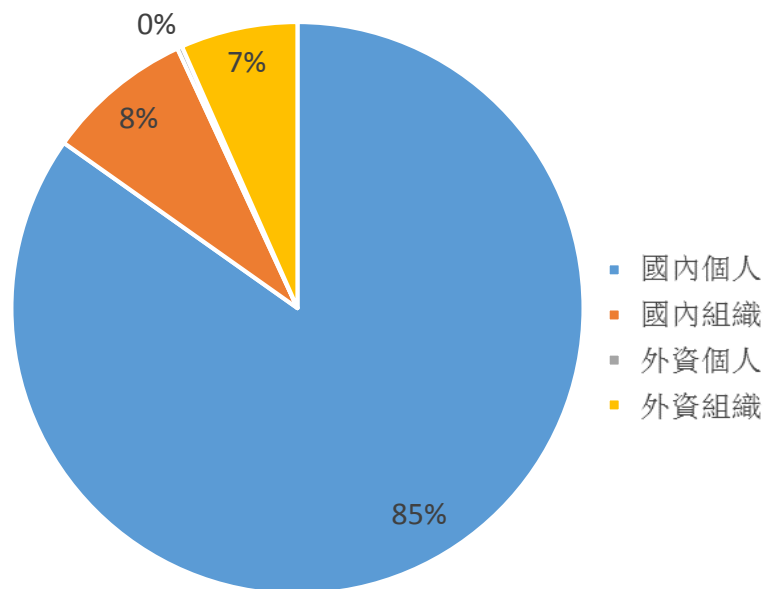
證券代碼	買超金額 (Mil.VND)	證券代碼	賣超金額 (Mil.VND)
TCB	58,360	FUESSVFL	21,639
HPG	48,685	FUEVFN30	11,001
VHM	45,391	DPM	10,324
VIC	34,952	E1VFN30	9,448
MSN	30,280	HDC	7,913

券商自營交易最大前名

券商自營交易每日買/賣超 (Bil.VND)



### 越南證券市場投資人類別統計

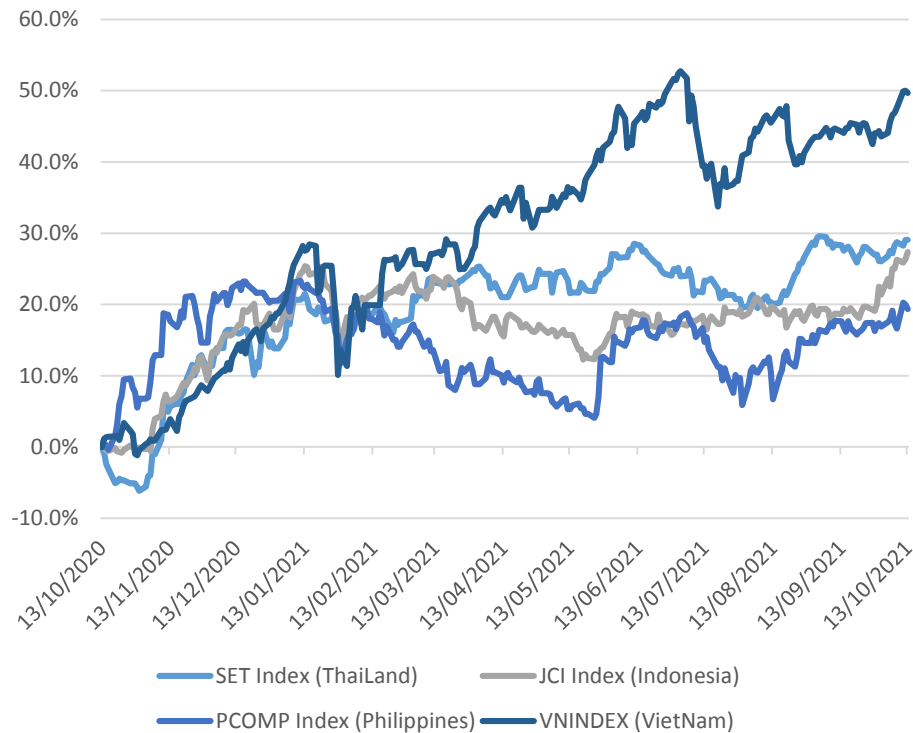


資料源: FiinPro - YSVN



We Create Fortune

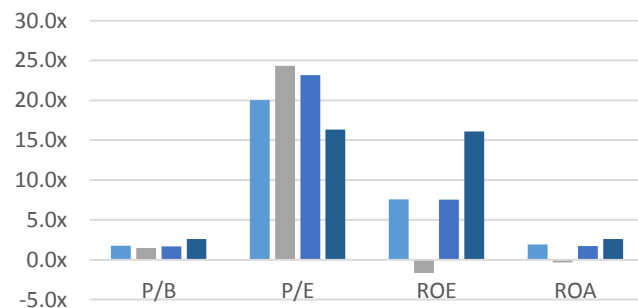
### 東南亞主要市場走勢比較



### 東南亞主要市場數據

		Thailand	Indonesia	Philippines	Vietnam
P/B		1.8x	1.6x	1.8x	2.7x
P/E		20.3x	25.32	24.3x	16.8x
ROE	%	7.54	(1.52)	7.50	16.20
ROA	%	1.91	(0.29)	1.69	2.59
Vốn hóa	Tỷ USD	564.04	556.70	187.74	237.34
GTGD	Triệu USD	2.53	1.09	0.12	0.89
LS cổ tức	%	2.69	1.87	1.58	1.26

源: Bloomberg & YSVN



■ SET Index Thái Lan      ■ JCI Index Indonesia  
■ PCOMP Index Philippines      ■ VNINDEX Index Việt Nam



We Create **Fortune**

## 元大證券（越南）公司

### 個人客戶分析部

**Nguyễn Thế Minh**

研究分析經理

+84 28 3622 6868 ext 3826

[minh.nguyen@yuanta.com.vn](mailto:minh.nguyen@yuanta.com.vn)

**Lý Thị Hiên**

研究分析主管

+84 28 3622 6868 ext 3908

[hien.ly@yuanta.com.vn](mailto:hien.ly@yuanta.com.vn)

**Quách Đức Khánh**

高級分析專員

+84 28 3622 6868 ext 3833

[khanh.quach@yuanta.com.vn](mailto:khanh.quach@yuanta.com.vn)

**Phạm Tấn Phát**

高級分析專員

+84 28 3622 6868 ext 3880

[phat.pham@yuanta.com.vn](mailto:phat.pham@yuanta.com.vn)

**Nguyễn Trịnh Ngọc Hồng**

分析專員

+84 28 3622 6868 ext 3832

[hong.nguyen@yuanta.com.vn](mailto:hong.nguyen@yuanta.com.vn)

### 個人客戶業務部

**Nguyễn Thanh Tùng**

總公司業務經理

+84 28 3622 6868 ext 3609

[tung.nguyen@yuanta.com.vn](mailto:tung.nguyen@yuanta.com.vn)

**Nguyễn Việt Quang**

河內分行經理

+84 28 3622 6868 ext 3404

[quang.nguyen@yuanta.com.vn](mailto:quang.nguyen@yuanta.com.vn)

**Võ Thị Thu Thủy**

平陽分行經理

+84 28 3622 6868 ext 3505

[thuy.vo@yuanta.com.vn](mailto:thuy.vo@yuanta.com.vn)

**Nguyễn Mạnh Hoạt**

堤岸分行經理

+84 28 3622 6868 ext 3847

[hoat.nguyen@yuanta.com.vn](mailto:hoat.nguyen@yuanta.com.vn)

**Bùi Quốc Phong**

同奈分行經理

+84 28 3622 6868

[phong.bui@yuanta.com.vn](mailto:phong.bui@yuanta.com.vn)

**Chung Kim Hoa**

華人客戶部經理

+84 28 3622 6868 ext 3828

[hoa.chung@yuanta.com.vn](mailto:hoa.chung@yuanta.com.vn)

**Đinh Thị Thu Cúc**

頭頓分行經理

+84 28 3622 6868 ext 3203

[cuc.dinh@yuanta.com.vn](mailto:cuc.dinh@yuanta.com.vn)

**Võ Đình Tuấn**

峴港分行經理

+84 28 3622 6868 ext 3301

[tuan.vo@yuanta.com.vn](mailto:tuan.vo@yuanta.com.vn)

**Nguyễn Đức Hoàn**

河內南部營業中心經理

+84 28 3622 6868 ext 3409

[hoan.nguyen@yuanta.com.vn](mailto:hoan.nguyen@yuanta.com.vn)



We Create **Fortune**

## Appendix A: Important Disclosures

### Analyst Certification

Each research analyst primarily responsible for the content of this research report, in whole or in part, certifies that with respect to each security or issuer that the analyst covered in this report: (1) all of the views expressed accurately reflect his or her personal views about those securities or issuers; and (2) no part of his or her compensation was, is, or will be, directly or indirectly, related to the specific recommendations or views expressed by that research analyst in the research report.

### Ratings Definitions

**BUY:** We have a positive outlook on the stock based on our expected absolute or relative return over the investment period. Our thesis is based on our analysis of the company's outlook, financial performance, catalysts, valuation and risk profile. We recommend investors add to their position.

**HOLD-Outperform:** In our view, the stock's fundamentals are relatively more attractive than peers at the current price. Our thesis is based on our analysis of the company's outlook, financial performance, catalysts, valuation and risk profile.

**HOLD-Underperform:** In our view, the stock's fundamentals are relatively less attractive than peers at the current price. Our thesis is based on our analysis of the company's outlook, financial performance, catalysts, valuation and risk profile.

**SELL:** We have a negative outlook on the stock based on our expected absolute or relative return over the investment period. Our thesis is based on our analysis of the company's outlook, financial performance, catalysts, valuation and risk profile. We recommend investors reduce their position.

**Under Review:** We actively follow the company, although our estimates, rating and target price are under review.

**Restricted:** The rating and target price have been suspended temporarily to comply with applicable regulations and/or Yuanta policies.

Note: Yuanta research coverage with a Target Price is based on an investment period of 12 months. Greater China Discovery Series coverage does not have a formal 12 month Target Price and the recommendation is based on an investment period specified by the analyst in the report.

### Global Disclaimer

© 2018 Yuanta. All rights reserved. The information in this report has been compiled from sources we believe to be reliable, but we do not hold ourselves responsible for its completeness or accuracy. It is not an offer to sell or solicitation of an offer to buy any securities. All opinions and estimates included in this report constitute our judgment as of this date and are subject to change without notice.

This report provides general information only. Neither the information nor any opinion expressed herein constitutes an offer or invitation to make an offer to buy or sell securities or other investments. This material is prepared for general circulation to clients and is not intended to provide tailored investment advice and does not take into account the individual financial situation and objectives of any specific person who may receive this report. Investors should seek financial advice regarding the appropriateness of investing in any securities, investments or investment strategies discussed or recommended in this report. The information contained in this report has been compiled from sources believed to be reliable but no representation or warranty, express or implied, is made as to its accuracy, completeness or correctness. This report is not (and should not be construed as) a solicitation to act as securities broker or dealer in any jurisdiction by any person or company that is not legally permitted to carry on such business in that jurisdiction.

Yuanta research is distributed in the United States only to Major U.S. Institutional Investors (as defined in Rule 15a-6 under the Securities Exchange Act of 1934, as amended and SEC staff interpretations thereof). All transactions by a US person in the securities mentioned in this report must be effected through a registered broker-dealer under Section 15 of the Securities Exchange Act of 1934, as amended. Yuanta research is distributed in Taiwan by Yuanta Securities Investment Consulting. Yuanta research is distributed in Hong Kong by Yuanta Securities (Hong Kong) Co. Limited, which is licensed in Hong Kong by the Securities and Futures Commission for regulated activities, including Type 4 regulated activity (advising on securities). In Hong Kong, this research report may not be redistributed, retransmitted or disclosed, in whole or in part or and any form or manner, without the express written