

當日市場：市場持續強勢分化

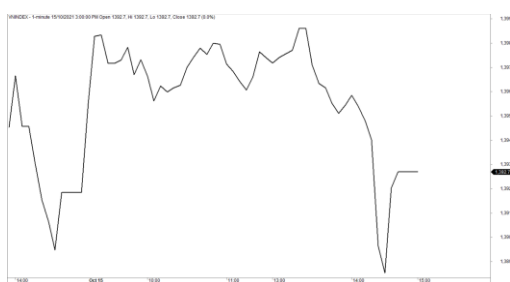
2021/10/18

市場走勢

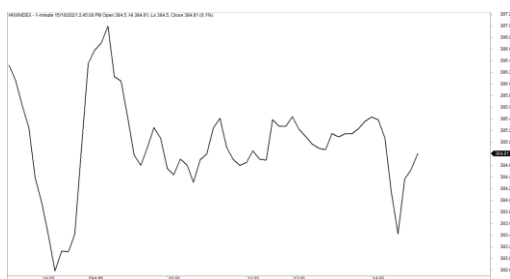
市場指數	VNI	HNI	UPCOM
收盤	1,392.70	384.84	99.44
%日	0.06%	0.00%	0.16%
%週	1.45%	3.47%	1.16%
%月	3.48%	9.72%	3.79%
%年	47.73%	175.55%	56.65%
成交值(Bil.VND)			
當日	21,822	2,697	2,911
日均量/週	21,362	2,562	2,668
日均量/月	20,429	3,054	2,230
外資進出			
買進	1,386.95	43.88	67.45
賣出	1,302.01	65.00	92.99
買賣超	84.94	-21.13	-25.54
市場漲跌家數			
上漲	185	114	264
下跌	166	108	175
持平	63	127	464
市場指標			
P/E	17.12	22.26	23.31
總市值 (兆盾)	5,420	405	1,402
股息殖利 ²	1.26%	2.18%	3.09%

資料源: Bloomberg - YSVN

VNINDEX



HNIINDEX



市場走勢

上週末市場小幅波動，VNI-Index 收漲 0.06% 至 1,392.7 點。HNX-Index 收盤持平，而 Upcom-Index 上漲 0.16%。市場的交易額超過 25 兆 5480 億越南盾。

市場繼續在許多各類股票上分化。銀行股多數為紅跌，如 ACB (-0.3%)、HDB (-1.2%)、MBB (-0.4%)、VCB (-0.2%)、BID (-0.1%) 特別是 SHB (-5%)；而 CTG、TPB、STB、VPB 則小幅上漲。在一些近期復蘇的股票如 VJC (-2%)，拋售壓力也有所增加。

受益於商品價格的股票是上週最後一個交易日的亮點，如橡膠 (RTB、BBR、DPR、DRI)、鋼鐵 (TVN、HSG、NKG、VGS) 等錄得強勁上漲。

外資在市場上買超，價值超過 380 億越南盾，其中 HSG (940 億)、VHM (580 億)、VNM (520 億) 領先。另一方面，PAN (1070 億)、KBC (980 億)、SHB (420 億) 領先於賣超列表。

市場短期觀點

我們認為本週首日大市可維持上漲動力，VN-Index 可能將重新測試 1400 點心理阻力位。同時，市場仍處於積極的強烈震盪期，短期風險仍較低，顯示回調可能很快結束，下一個時期市場將無法大幅下跌。此外，高價賣壓已出現降溫跡象，顯示 VN30 可能即將突破 1512 點阻力位。

大盤短期走勢仍為上漲。因此，我們建議短線投資者可以繼續趁盤整的機會增加持股比例或買入新股票。

根據周線圖，中期趨勢仍為中立。同時，我們認為市場可能很快會在 2021 年 10 月 18 日至 22 日的交易週結束調整的階段。因此，我們建議中期投資者可以繼續逐步增加持股比例。

請在 <https://ysradar.yuanta.com.vn/> 查看有關股票的信號。



We Create Fortune

熱點股票技術分析



We Create Fortune

技術分析圖



指數技術分析圖 VN-Index



指數技術分析圖 HNX-Index

指數	短期趨勢	中期趨勢	阻力區 1	阻力區 2	支撐區 1	支撐區 2
VN-Index	上漲	中立	1374	1410	1210	970
HNX-Index	上漲	中立	314	333	300	180
VN30	上漲	中立	1494	1550	1445	960
VNMidcaps	上漲	中立	1,730	1800	1650	963
VNSmallcaps	上漲	中立	1430	1450	1400	804



We Create Fortune

胡志明市交易所 (HSX)

	收盤	漲跌%
VNI	1392.7	0.06%
VN30	1504.84	0.10%
VN Mid	1750.27	0.23%
VN Small	1776.52	0.60%

河內交易所 (HSX)

	收盤	漲跌%
HNI	384.84	0.00%
HN30	606.25	0.05%
VNX AllSh	1435.01	0.16%

UPCOM 市場 (UPCoM)

	收盤	漲跌%
UPCoM	99.44	0.16%

外資交易	成交值 (Bil.VND)
買進	1386.95
賣出	1302.01
買超/賣超	84.94

外資交易	成交值 (Bil.VND)
買進	43.88
賣出	65.00
買超/賣超	-21.13

外資交易	成交值 (Bil.VND)
買進	67.45
賣出	92.99
買超/賣超	-25.54

上漲排名/ 股碼	漲跌(VND)	漲跌%
RDP	850	7.00%
PTL	530	6.99%
DLG	430	6.99%
DHA	3350	6.90%
TCM	4600	6.90%

上漲排名/ 股碼	漲跌(VND)	漲跌%
VGS	3600	9.86%
APS	1800	7.17%
INN	2300	5.94%
TAR	1300	5.37%
LIG	600	5.22%

上漲排名/ 股碼	漲跌(VND)	漲跌%
VHG	412	11.77%
HVG	273	10.92%
GHC	2307	8.09%
HSA	5600	8.07%
AAS	1491	7.89%

下跌排名/ 股碼	漲跌(VND)	漲跌%
TDH	-850	-6.91%
TGG	-2250	-6.90%
SHB	-1450	-5.00%
NAF	-1150	-3.81%
ITC	-600	-3.23%

下跌排名/ 股碼	漲跌(VND)	漲跌%
NVB	-1600	-5.18%
KSF	-3100	-4.06%
L18	-1200	-2.46%
NDN	-500	-2.37%
PVC	-300	-2.36%

下跌排名/ 股碼	漲跌(VND)	漲跌%
PXL	-533	-5.38%
BMS	-916	-3.90%
POS	-735	-2.92%
VEF	-4621	-2.43%
VLB	-926	-2.10%

*備註：市值>5,000 億盾；成交值>15 億盾

市值排名/ 股碼	Bil.VND
VCB	357,907
VIC	352,363
VHM	342,689
HPG	256,298
GAS	214,362

市值排名/ 股碼	Bil.VND
THD	80,325
KSF	21,990
VCS	20,880
IDC	17,790
BAB	16,569

市值排名/ 股碼	Bil.VND
ACV	187,577
MCH	86,962
BSR	71,011
VEA	54,824
GE2	42,126

交易量排名/ 股碼	成交值	30 日均
SHB	29,041,600	32,507,180
FLC	27,141,000	19,516,745
GEX	21,883,000	5,001,873
KBC	21,144,200	11,249,118
STB	19,463,000	13,112,391

交易量排名/ 股碼	成交值	30 日均
PVS	10,017,561	10,737,895
BII	6,838,510	4,314,170
IDC	6,459,503	3,571,314
KLF	4,746,634	6,686,071
TNG	4,318,847	3,210,741

交易量排 名/股碼	成交值	30 日均
VHG	16,611,569	5,160,197
BDT	16,188,500	12,782
BSR	13,732,981	14,412,887
KSH	7,217,427	3,988,268
PVX	6,008,381	1,866,488

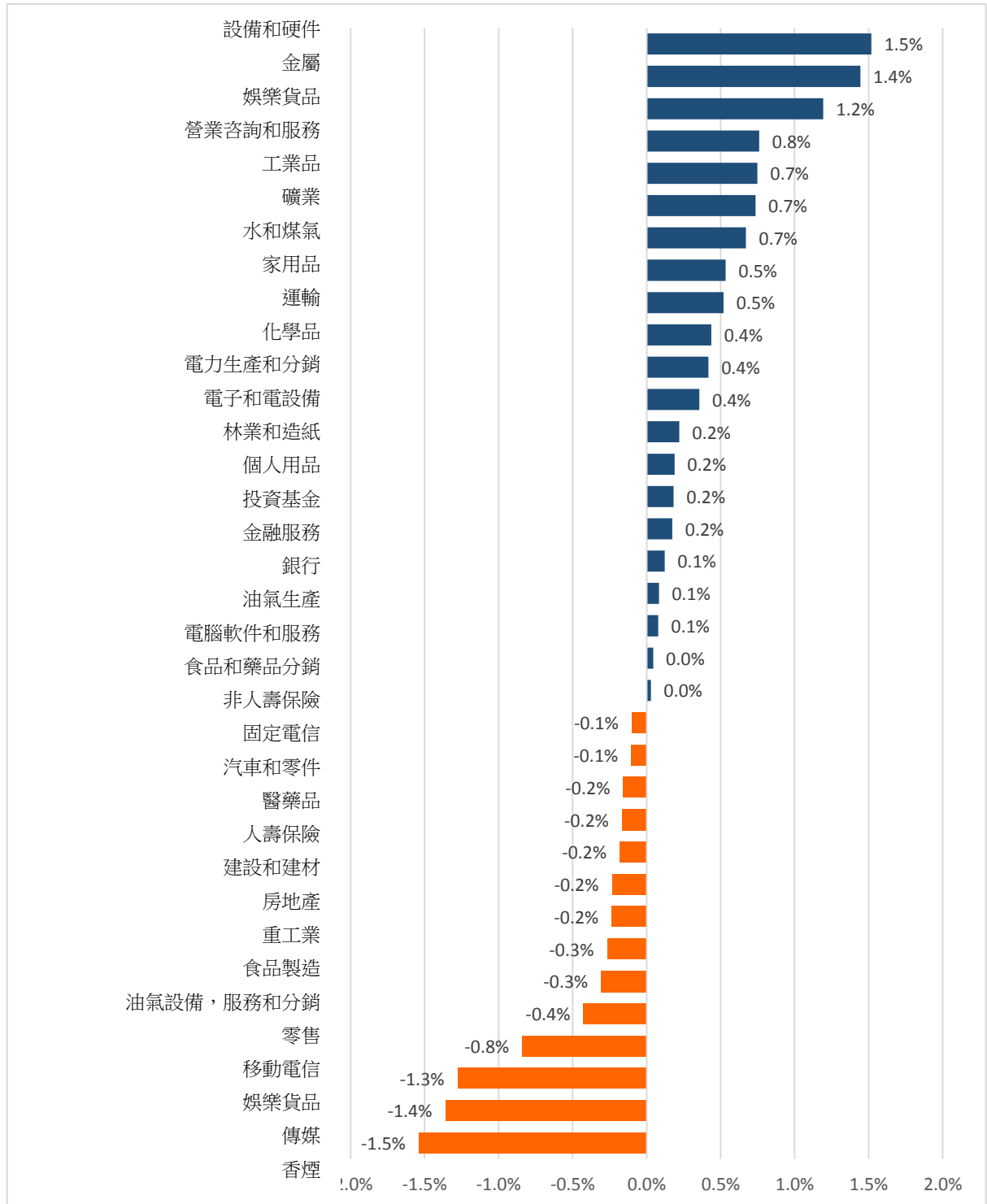
資料源: Bloomberg & Yuanta Research

資料源: Bloomberg & Yuanta Research

資料源: Bloomberg & Yuanta Research

We Create Fortune

各行業板塊的交易走勢



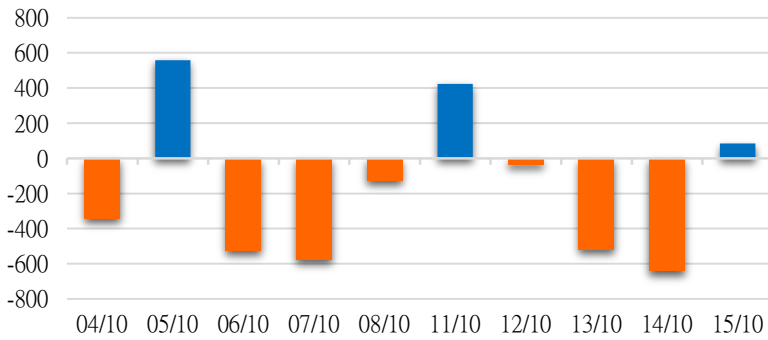
資料源: FinPro - YSVN



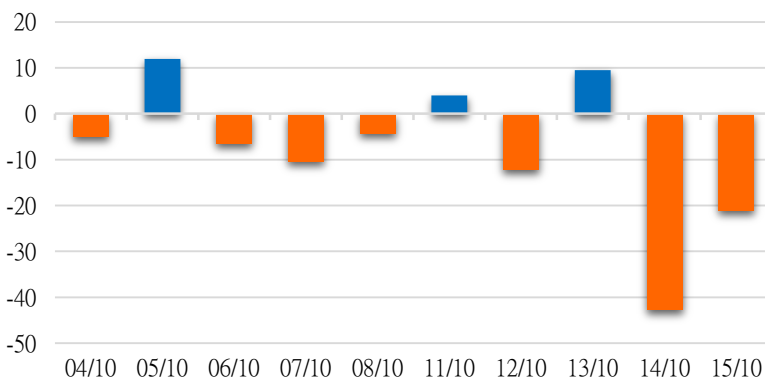
We Create Fortune

外資買進賣統計

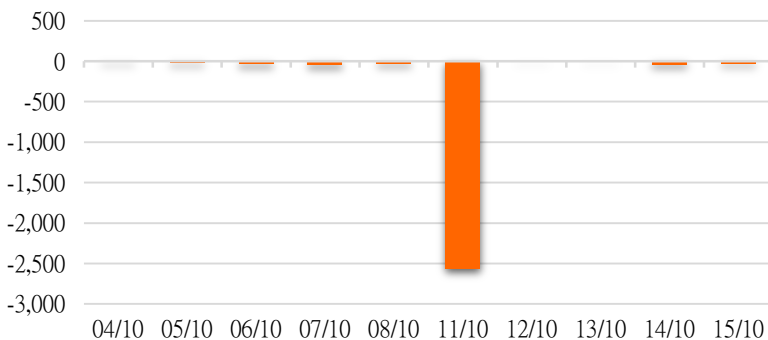
HSX 外資每日買/賣超



HNX外資每日買/賣超



UPCOM外資每日買/賣超



證券代碼	買超金額 (Mil.VND)	證券代碼	賣超金額 (Mil.VND)
HSG	94,448	PAN	107,146
VHM	58,241	KBC	97,554
VNM	51,670	SHB	42,004
DIG	43,160	MSN	39,749
DPM	39,798	SBT	37,587

HSX 外資買/賣超的前 5 名

證券代碼	買超金額 (Mil.VND)	證券代碼	賣超金額 (Mil.VND)
PVI	24,319	TNG	25,105
BCC	7,549	SHS	18,086
CEO	2,653	THD	12,886
SCI	2,241	KTS	1,031
PVS	915	API	962

HNX 外資買/賣超的前 5 名

證券代碼	買超金額 (Mil.VND)	證券代碼	賣超金額 (Mil.VND)
ACV	1,611	QNS	9,620
AAS	858	VEA	4,870
MSR	531	NTC	511
HHV	514	TIS	448
KSH	411	SNZ	293

UPCOM 外資買/賣超的前 5 名

源: FiinPro - YSVN



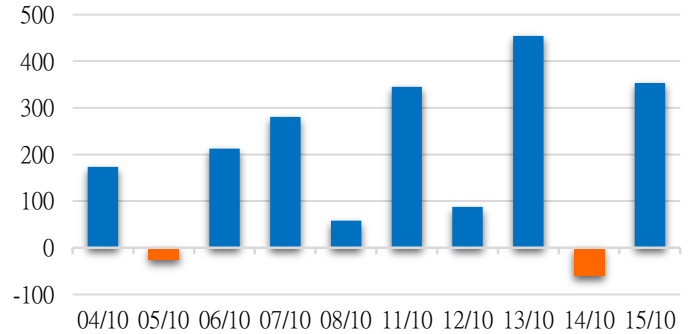
We Create **Fortune**

自營統計

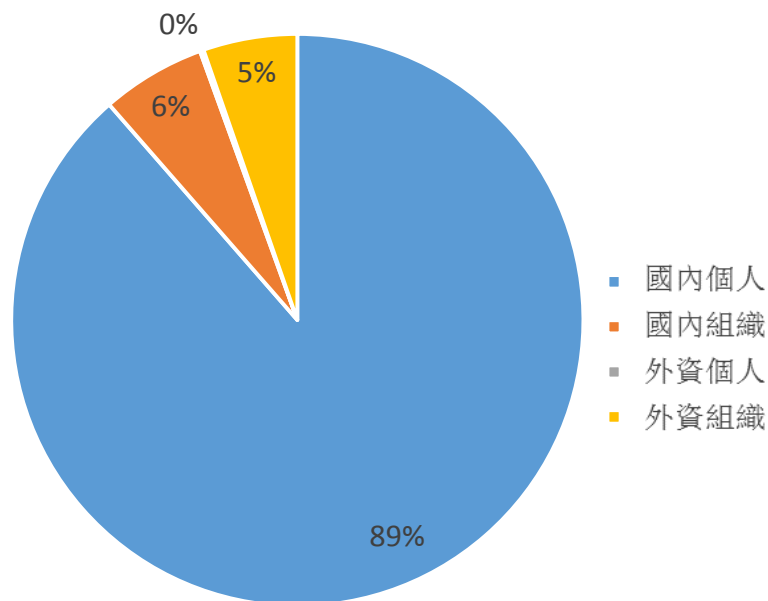
證券代碼	買超金額 (Mil.VND)	證券代碼	賣超金額 (Mil.VND)
MWG	126,552	GEX	48,582
VPB	86,772	TEG	15,180
TCB	47,731	FUEVFNVD	12,662
STB	33,192	VNM	10,563
FPT	20,705	SBT	4,292

券商自營交易最大前名

券商自營交易每日買/賣超 (Bil.VND)



越南證券市場投資人類別統計

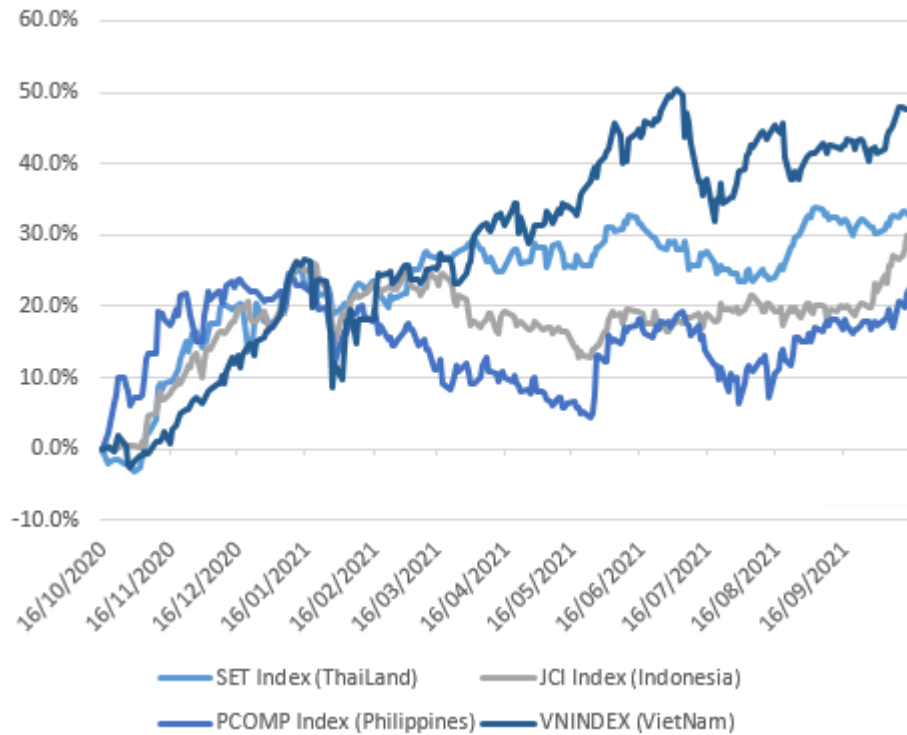


資料源: FiinPro - YSVN



We Create Fortune

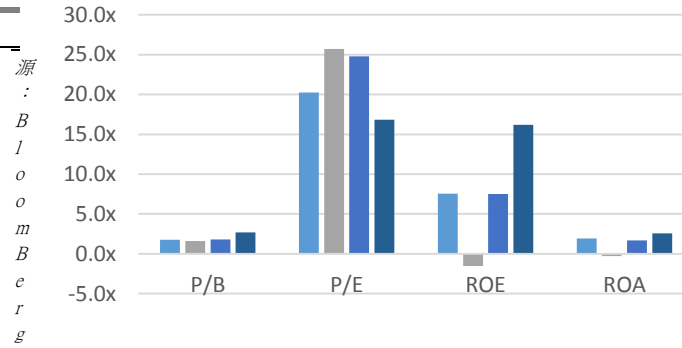
東南亞主要市場走勢比較



東南亞主要市場數據

		Thailand	Indonesia	Philippines	Vietnam
P/B		1.8x	1.6x	1.8x	2.7x
P/E		20.3x	25.32	24.3x	16.8x
ROE	%	7.54	(1.52)	7.50	16.20
ROA	%	1.91	(0.29)	1.69	2.59
Vốn hóa	Tỷ USD	564.04	556.70	187.74	237.34
GTGD	Triệu USD	2.53	1.09	0.12	0.89
LS cổ tức	%	2.69	1.87	1.58	1.26

& YSVN



■ SET Index ■ JCI Index ■ PCOMP Index ■ VNINDEX Index



We Create **Fortune**

元大證券（越南）公司

個人客戶分析部

Nguyễn Thế Minh
研究分析經理
+84 28 3622 6868 ext 3826
minh.nguyen@yuanta.com.vn

Quách Đức Khánh
高級分析專員
+84 28 3622 6868 ext 3833
khanh.quach@yuanta.com.vn

Nguyễn Trịnh Ngọc Hồng
分析專員
+84 28 3622 6868 ext 3832
hong.nguyen@yuanta.com.vn

Lý Thị Hiền
研究分析主管
+84 28 3622 6868 ext 3908
hien.ly@yuanta.com.vn

Phạm Tấn Phát
高級分析專員
+84 28 3622 6868 ext 3880
phat.pham@yuanta.com.vn

個人客戶業務部

Nguyễn Thanh Tùng
總公司業務經理
+84 28 3622 6868 ext 3609
tung.nguyen@yuanta.com.vn

Nguyễn Việt Quang
河內分行經理
+84 28 3622 6868 ext 3404
quang.nguyen@yuanta.com.vn

Bùi Quốc Phong
同奈分行經理
+84 28 3622 6868
phong.bui@yuanta.com.vn

Võ Đình Tuấn
峴港分行經理
+84 28 3622 6868 ext 3301
tuan.vo@yuanta.com.vn

Võ Thị Thu Thủy
平陽分行經理
+84 28 3622 6868 ext 3505
thuy.vo@yuanta.com.vn

Chung Kim Hoa
華人客戶部經理
+84 28 3622 6868 ext 3828
hoa.chung@yuanta.com.vn

Nguyễn Đức Hoàn
河內南部營業中心經理
+84 28 3622 6868 ext 3409
hoan.nguyen@yuanta.com.vn

Nguyễn Mạnh Hoạt
堤岸分行經理
+84 28 3622 6868 ext 3847
hoat.nguyen@yuanta.com.vn

Đinh Thị Thu Cúc
頭頓分行經理
+84 28 3622 6868 ext 3203
cuc.dinh@yuanta.com.vn



We Create **Fortune**

Appendix A: Important Disclosures

Analyst Certification

Each research analyst primarily responsible for the content of this research report, in whole or in part, certifies that with respect to each security or issuer that the analyst covered in this report: (1) all of the views expressed accurately reflect his or her personal views about those securities or issuers; and (2) no part of his or her compensation was, is, or will be, directly or indirectly, related to the specific recommendations or views expressed by that research analyst in the research report.

Ratings Definitions

BUY: We have a positive outlook on the stock based on our expected absolute or relative return over the investment period. Our thesis is based on our analysis of the company's outlook, financial performance, catalysts, valuation and risk profile. We recommend investors add to their position.

HOLD-Outperform: In our view, the stock's fundamentals are relatively more attractive than peers at the current price. Our thesis is based on our analysis of the company's outlook, financial performance, catalysts, valuation and risk profile.

HOLD-Underperform: In our view, the stock's fundamentals are relatively less attractive than peers at the current price. Our thesis is based on our analysis of the company's outlook, financial performance, catalysts, valuation and risk profile.

SELL: We have a negative outlook on the stock based on our expected absolute or relative return over the investment period. Our thesis is based on our analysis of the company's outlook, financial performance, catalysts, valuation and risk profile. We recommend investors reduce their position.

Under Review: We actively follow the company, although our estimates, rating and target price are under review.

Restricted: The rating and target price have been suspended temporarily to comply with applicable regulations and/or Yuanta policies.

Note: Yuanta research coverage with a Target Price is based on an investment period of 12 months. Greater China Discovery Series coverage does not have a formal 12 month Target Price and the recommendation is based on an investment period specified by the analyst in the report.

Global Disclaimer

© 2018 Yuanta. All rights reserved. The information in this report has been compiled from sources we believe to be reliable, but we do not hold ourselves responsible for its completeness or accuracy. It is not an offer to sell or solicitation of an offer to buy any securities. All opinions and estimates included in this report constitute our judgment as of this date and are subject to change without notice.

This report provides general information only. Neither the information nor any opinion expressed herein constitutes an offer or invitation to make an offer to buy or sell securities or other investments. This material is prepared for general circulation to clients and is not intended to provide tailored investment advice and does not take into account the individual financial situation and objectives of any specific person who may receive this report. Investors should seek financial advice regarding the appropriateness of investing in any securities, investments or investment strategies discussed or recommended in this report. The information contained in this report has been compiled from sources believed to be reliable but no representation or warranty, express or implied, is made as to its accuracy, completeness or correctness. This report is not (and should not be construed as) a solicitation to act as securities broker or dealer in any jurisdiction by any person or company that is not legally permitted to carry on such business in that jurisdiction.

Yuanta research is distributed in the United States only to Major U.S. Institutional Investors (as defined in Rule 15a-6 under the Securities Exchange Act of 1934, as amended and SEC staff interpretations thereof). All transactions by a US person in the securities mentioned in this report must be effected through a registered broker-dealer under Section 15 of the Securities Exchange Act of 1934, as amended. Yuanta research is distributed in Taiwan by Yuanta Securities Investment Consulting. Yuanta research is distributed in Hong Kong by Yuanta Securities (Hong Kong) Co. Limited, which is licensed in Hong Kong by the Securities and Futures Commission for regulated activities, including Type 4 regulated activity (advising on securities). In Hong Kong, this research report may not be redistributed, retransmitted or disclosed, in whole or in part or and any form or manner, without the express written