

當日市場：地產股過去一周有積極的交易

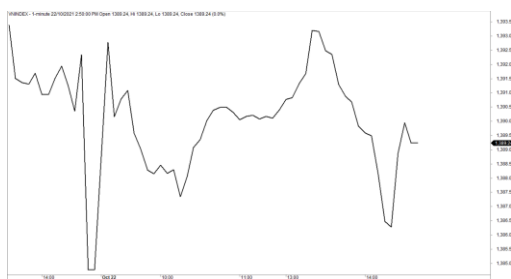
2021/10/25

市場走勢

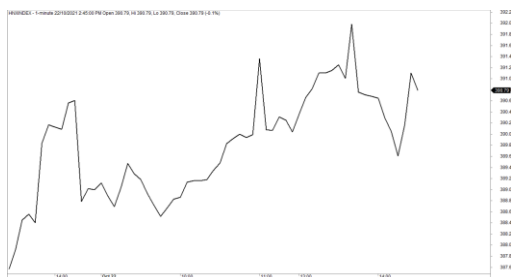
市場指數	VNI	HNI	UPCOM
收盤	1,389.24	391.21	100.36
%日	0.32%	0.71%	0.59%
%週	-0.25%	1.66%	0.93%
%月	2.85%	7.64%	2.78%
%年	46.25%	177.73%	57.70%
成交值(Bil.VND)			
當日	21,376	2,998	2,398
日均量/週	21,708	2,659	2,118
日均量/月	20,350	2,814	2,157
外資進出			
買進	1,064.05	9.19	30.33
賣出	1,277.50	32.38	55.90
買賣超	-213.45	-23.19	-25.58
市場漲跌家數			
上漲	202	150	285
下跌	152	98	177
持平	60	101	441
市場指標			
P/E	16.89	22.50	23.23
總市值 (兆盾)	5,416	415	1,423
股息殖利 ²	1.27%	2.79%	3.14%

資料源: Bloomberg - YSVN

VNINDEX



HNIINDEX



市場走勢

當週最後一個交易日，綠漲為市場的主要走勢，VNI-Index 收盤上漲 0.32%，報 1,389.24 點。HNX-Index 上漲 0.71%，而 Upcom - Index 上漲 0.59%。市場的交易額達超過 25 兆 1,340 億越南盾。

房地產是當日吸引資金的類股，尤其是 LCG (+6.7%)、SCR (+6.8%)、ITA (+3.6%)、DXG (+3.4%)、DIG (+6.8%)、LDG (+3.3%)等中小型股是 HOSE 上的成交量最多的股票。房地產股在過去一周也錄得相當積極的漲幅。

與此同時，VN30-Index 中的股票仍然有強烈的分化，GVR、SAB、PDR、VNM 上漲，而 PLX、SSI、TCB、TPB 下跌約 1%。外資在市場上賣超超過 2620 億越南盾，其中 NLG (1140 億)、PAN (980 億)、DPM (650 億) 被拋售最多。另一方面，VNM (1670 億)、SSI (480 億)、PDR (470 億) 領先於買超列表。

市場短期觀點

我們認為下個交易日市場將繼續獲得上漲動力，VN-Index 可能會重新測試 1,400 點門檻。同時，市場出現進入調整階段的跡象，現金流可能會因各類股票而出現分化，意味著大型股可能會繼續橫盤並圍繞當前價格水平波動。目前，中小型股可能有更好的增長，VNMidcap 和 VNSmallcaps 指數可能會走向更高的水平。此外，情緒指標在樂觀區仍保持上漲勢頭，表明短期內適當的策略是持有高比例的股票。

大盤短期走勢仍為上漲。因此，我們建議短線投資者可以趁盤整的機會增加持股比例或買入新股票。

從周線圖來看，中期趨勢仍維持為上漲。但現金流仍存在分歧，大型股仍處於短期調整階段。因此，我們建議中線投資者可以利用回調的機會增加持股比例。

請在 <https://ysradar.yuanta.com.vn/> 查看有關股票的信號。



We Create Fortune

熱點股票技術分析





We Create Fortune

熱點股票技術分析



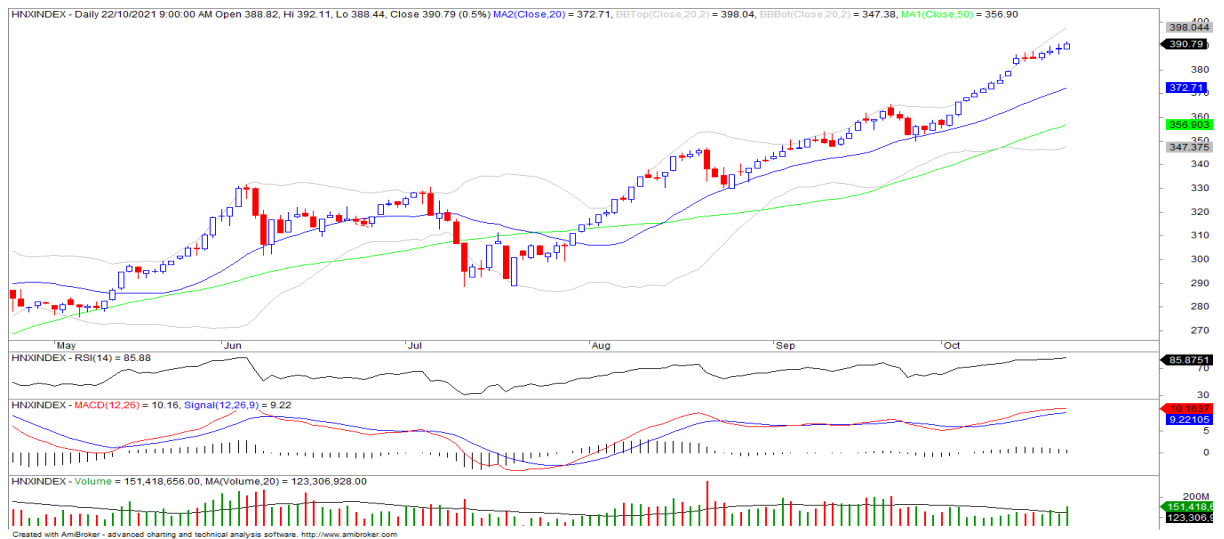


We Create Fortune

技術分析圖



指數技術分析圖 VN-Index



指數技術分析圖 HNX-Index

指數	短期趨勢	中期趨勢	阻力區 1	阻力區 2	支撐區 1	支撐區 2
VN-Index	上漲	中立	1374	1410	1210	970
HNX-Index	上漲	中立	314	333	300	180
VN30	上漲	中立	1494	1550	1445	960
VNMidcaps	上漲	中立	1,730	1800	1650	963
VNSmallcaps	上漲	中立	1430	1450	1400	804

We Create Fortune

胡志明市交易所 (HSX)

	收盤	漲跌%
VNI	1389.24	0.32%
VN30	1488.71	-0.04%
VN Mid	1776.85	0.87%
VN Small	1825.76	0.39%

河內交易所 (HSX)

	收盤	漲跌%
HNI	391.21	0.71%
HN30	610.81	0.63%
VNX AllSh	1431.5	0.20%

UPCOM 市場 (UPCoM)

	收盤	漲跌%
UPCoM	100.36	0.59%

外資交易	成交值 (Bil.VND)
買進	1064.05
賣出	1277.5
買超/賣超	-213.45

外資交易	成交值 (Bil.VND)
買進	9.19
賣出	32.38
買超/賣超	-23.19

外資交易	成交值 (Bil.VND)
買進	30.33
賣出	55.90
買超/賣超	-25.58

上漲排名/ 股碼	漲跌(VND)	漲跌%
VGC	2400	6.98%
HBC	1100	6.96%
HID	560	6.96%
TEG	950	6.93%
PTL	550	6.93%

上漲排名/ 股碼	漲跌(VND)	漲跌%
TVD	1500	10.00%
C69	1400	9.93%
TC6	1400	9.93%
S99	2000	9.76%
NBC	2200	9.73%

上漲排名/ 股碼	漲跌(VND)	漲跌%
RGC	5173	13.26%
PVX	324	12.00%
NDT	3078	8.60%
HTG	2305	8.12%
CLX	1731	7.69%

下跌排名/ 股碼	漲跌(VND)	漲跌%
HAR	-560	-6.97%
NBB	-2950	-6.93%
DLG	-500	-6.93%
CNG	-1600	-4.37%
CSV	-1900	-4.09%

下跌排名/ 股碼	漲跌(VND)	漲跌%
SDA	-1300	-5.63%
LIG	-600	-3.77%
DXP	-600	-2.90%
SLS	-4000	-2.52%
PVC	-300	-2.46%

下跌排名/ 股碼	漲跌(VND)	漲跌%
VHG	-340	-6.94%
QNC	-615	-4.49%
GHC	-1086	-2.78%
BVB	-521	-2.48%
QNS	-1176	-2.31%

*備註：市值>5,000 億盾；成交值>15 億盾

市值排名/ 股碼	Bil.VND
VCB	349,747
VIC	349,319
VHM	339,641
HPG	253,615
GAS	214,554

市值排名/ 股碼	Bil.VND
THD	80,045
KSF	22,740
VCS	20,640
IDC	18,840
BAB	16,268

市值排名/ 股碼	Bil.VND
ACV	187,525
MCH	87,385
BSR	71,600
VEA	53,814
GE2	39,041

交易量排名/ 股碼	成交值	30 日均
HQC	38,195,000	16,270,564
DLG	28,539,400	16,541,114
ITA	23,587,400	11,445,423
HPG	20,015,900	25,846,536
TDH	17,999,920	5,891,345

交易量排名/ 股碼	成交值	30 日均
CEO	11,585,114	4,691,399
PVS	7,482,685	10,071,414
NDN	7,162,764	2,474,961
HUT	5,903,483	2,622,254
PVL	5,803,798	2,393,649

交易量排 名/股碼	成交值	30 日均
PVX	18,362,246	2,148,640
BSR	16,947,152	15,370,918
C4G	8,731,778	2,526,909
VHG	6,940,644	5,550,030
HVG	5,662,078	1,150,496

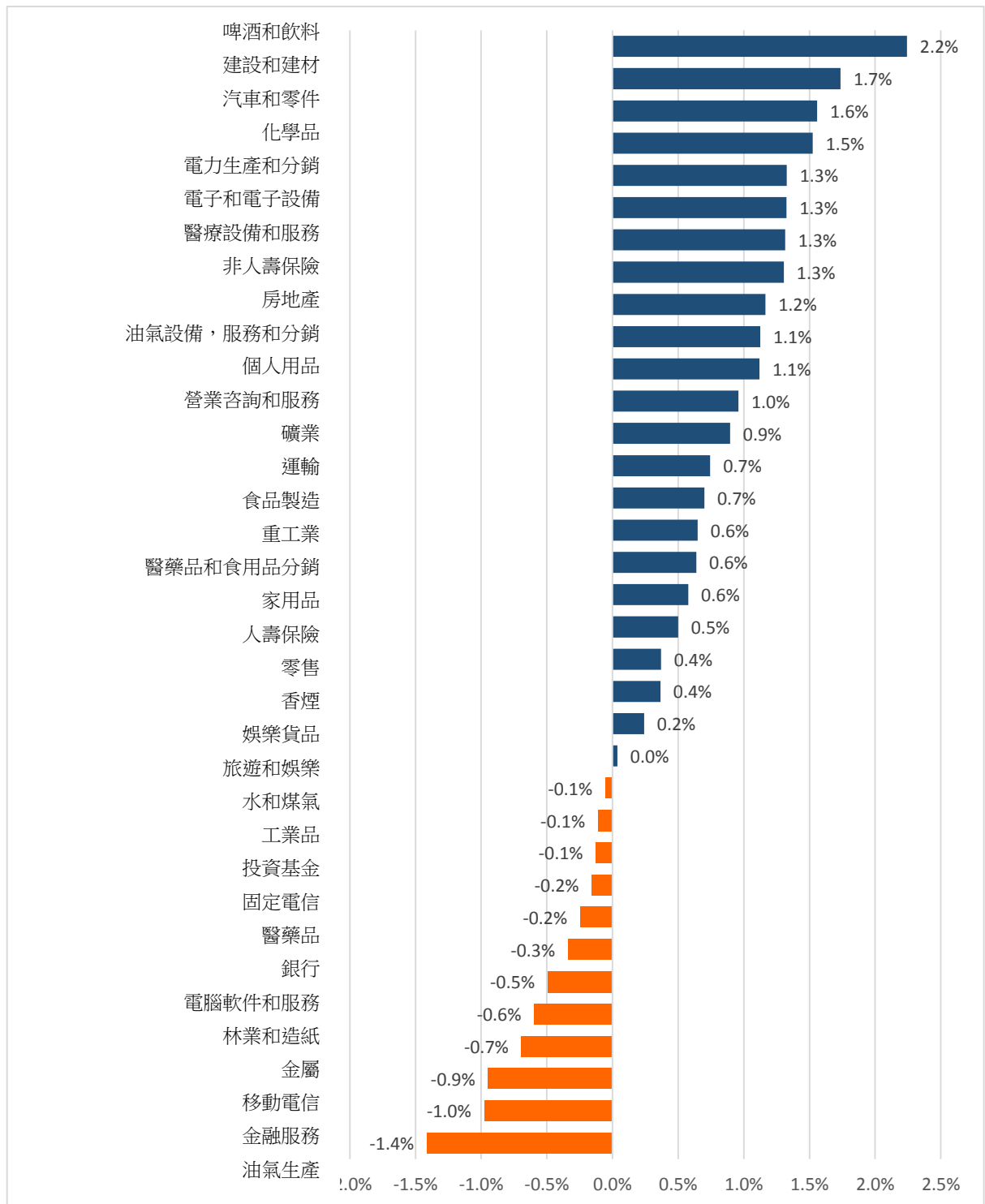
資料源: Bloomberg & Yuanta Research

資料源: Bloomberg & Yuanta Research

資料源: Bloomberg & Yuanta Research

We Create Fortune

各行業板塊的交易走勢



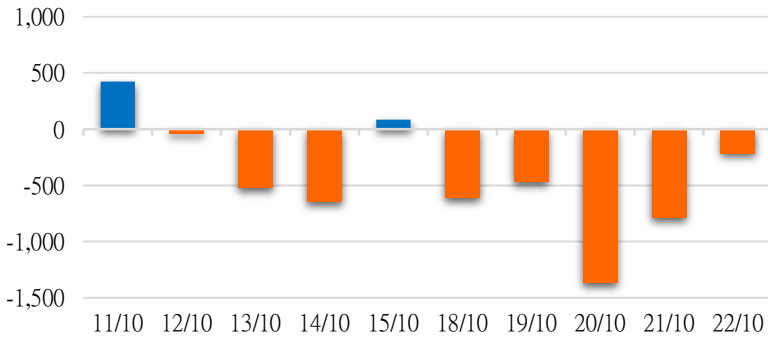
資料源: FiinPro - YSVN



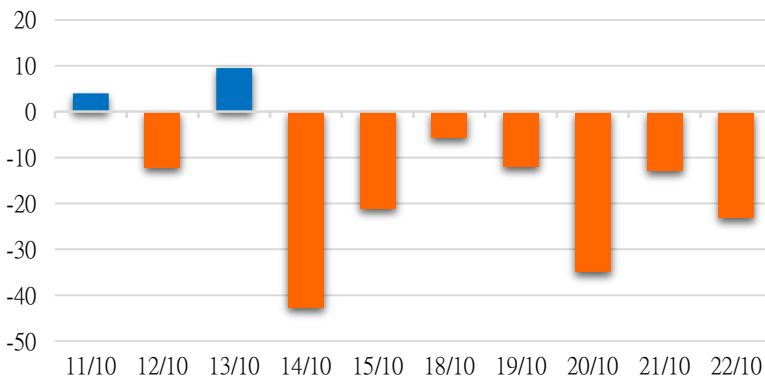
We Create Fortune

外資買進賣統計

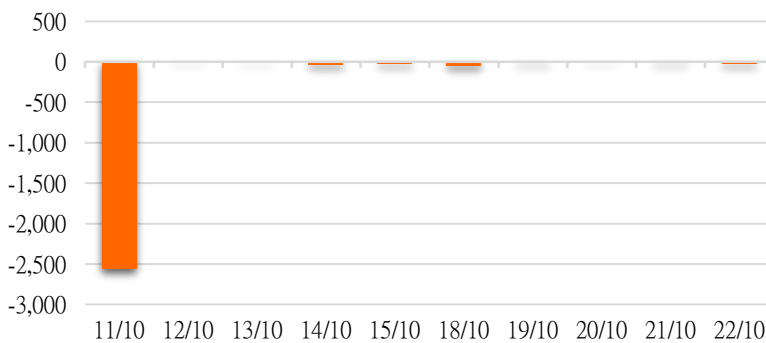
HSX 外資每日買/賣超



HNX 外資每日買/賣超



UPCOM 外資每日買/賣超



證券代碼	買超金額 (Mil.VND)	證券代碼	賣超金額 (Mil.VND)
VNM	166,739	NLG	113,721
SSI	47,709	PAN	97,636
PDR	46,742	DPM	65,369
VHM	43,907	VRE	51,640
VHC	34,894	DXG	38,136

HSX 外資買/賣超的前 5 名

證券代碼	買超金額 (Mil.VND)	證券代碼	賣超金額 (Mil.VND)
PVS	1,286	VCS	6,412
CEO	1,115	TNG	5,481
NDN	698	NRC	2,645
TV4	571	IDJ	2,351
EID	150	DL1	2,231

HNX 外資買/賣超的前 5 名

證券代碼	買超金額 (Mil.VND)	證券代碼	賣超金額 (Mil.VND)
CTR	5,598	QNS	14,632
TCI	1,066	VEA	7,581
HHV	759	SIP	2,088
ACV	551	MLS	936
SSN	426	NTC	882

UPCOM 外資買/賣超的前 5 名

源: FiinPro - YSVN



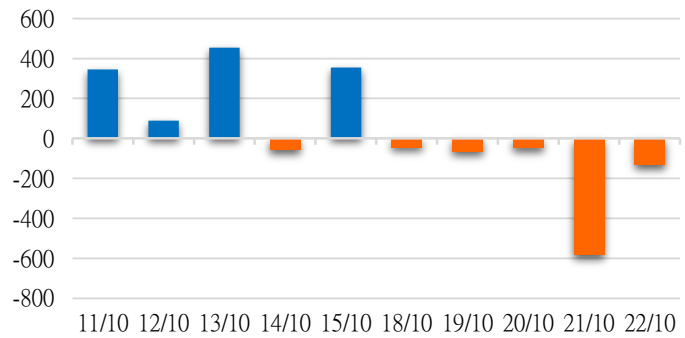
We Create **Fortune**

自營統計

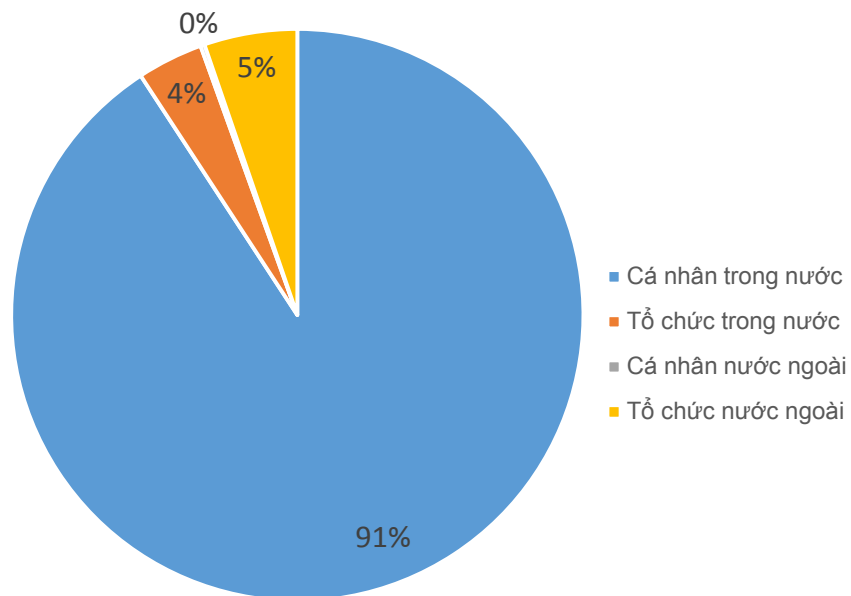
證券代碼	買超金額 (Mil.VND)	證券代碼	賣超金額 (Mil.VND)
NTL	25,961	SSI	74,980
DPM	23,846	HPG	61,841
PVD	7,530	DXG	60,389
FPT	7,169	ITC	8,425
GMD	5,763	DXS	6,633

券商自營交易最大前名

券商自營交易每日買/賣超 (Bil.VND)



越南證券市場投資人類別統計

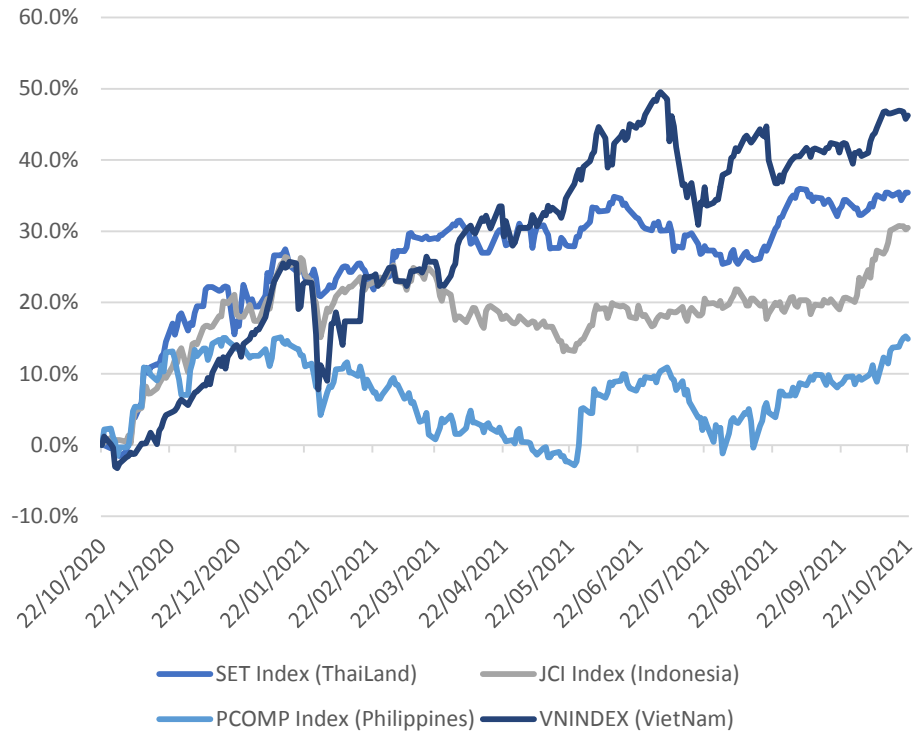


資料源: FiinPro - YSVN



We Create Fortune

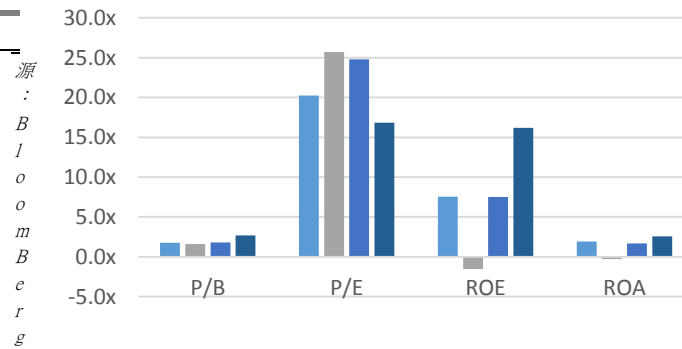
東南亞主要市場走勢比較



東南亞主要市場數據

		Thailand	Indonesia	Philippines	Vietnam
P/B		1.8x	1.6x	1.8x	2.7x
P/E		20.0x	25.73	25.0x	16.6x
ROE	%	7.65	(1.52)	7.51	16.30
ROA	%	1.94	(0.29)	1.69	2.60
Vốn hóa	Tỷ USD	565.22	573.41	191.02	235.94
GTGD	Triệu USD	1.94	1.21	0.13	0.88
LS cổ tức	%	2.69	1.84	1.53	1.27

& YSVN



■ SET Index ■ JCI Index ■ PCOMP Index ■ VNINDEX Index



We Create **Fortune**

元大證券（越南）公司

個人客戶分析部

Nguyễn Thế Minh
研究分析經理
+84 28 3622 6868 ext 3826
minh.nguyen@yuanta.com.vn

Quách Đức Khánh
高級分析專員
+84 28 3622 6868 ext 3833
khanh.quach@yuanta.com.vn

Nguyễn Trịnh Ngọc Hồng
分析專員
+84 28 3622 6868 ext 3832
hong.nguyen@yuanta.com.vn

Lý Thị Hiên
研究分析主管
+84 28 3622 6868 ext 3908
hien.ly@yuanta.com.vn

Phạm Tấn Phát
高級分析專員
+84 28 3622 6868 ext 3880
phat.pham@yuanta.com.vn

個人客戶業務部

Nguyễn Thanh Tùng
總公司業務經理
+84 28 3622 6868 ext 3609
tung.nguyen@yuanta.com.vn

Nguyễn Việt Quang
河內分行經理
+84 28 3622 6868 ext 3404
quang.nguyen@yuanta.com.vn

Bùi Quốc Phong
同奈分行經理
+84 28 3622 6868
phong.bui@yuanta.com.vn

Võ Đình Tuấn
峴港分行經理
+84 28 3622 6868 ext 3301
tuan.vo@yuanta.com.vn

Võ Thị Thu Thủy
平陽分行經理
+84 28 3622 6868 ext 3505
thuy.vo@yuanta.com.vn

Chung Kim Hoa
華人客戶部經理
+84 28 3622 6868 ext 3828
hoa.chung@yuanta.com.vn

Nguyễn Đức Hoàn
河內南部營業中心經理
+84 28 3622 6868 ext 3409
hoan.nguyen@yuanta.com.vn

Nguyễn Mạnh Hoạt
堤岸分行經理
+84 28 3622 6868 ext 3847
hoat.nguyen@yuanta.com.vn

Đinh Thị Thu Cúc
頭頓分行經理
+84 28 3622 6868 ext 3203
cuc.dinh@yuanta.com.vn



We Create **Fortune**

Appendix A: Important Disclosures

Analyst Certification

Each research analyst primarily responsible for the content of this research report, in whole or in part, certifies that with respect to each security or issuer that the analyst covered in this report: (1) all of the views expressed accurately reflect his or her personal views about those securities or issuers; and (2) no part of his or her compensation was, is, or will be, directly or indirectly, related to the specific recommendations or views expressed by that research analyst in the research report.

Ratings Definitions

BUY: We have a positive outlook on the stock based on our expected absolute or relative return over the investment period. Our thesis is based on our analysis of the company's outlook, financial performance, catalysts, valuation and risk profile. We recommend investors add to their position.

HOLD-Outperform: In our view, the stock's fundamentals are relatively more attractive than peers at the current price. Our thesis is based on our analysis of the company's outlook, financial performance, catalysts, valuation and risk profile.

HOLD-Underperform: In our view, the stock's fundamentals are relatively less attractive than peers at the current price. Our thesis is based on our analysis of the company's outlook, financial performance, catalysts, valuation and risk profile.

SELL: We have a negative outlook on the stock based on our expected absolute or relative return over the investment period. Our thesis is based on our analysis of the company's outlook, financial performance, catalysts, valuation and risk profile. We recommend investors reduce their position.

Under Review: We actively follow the company, although our estimates, rating and target price are under review.

Restricted: The rating and target price have been suspended temporarily to comply with applicable regulations and/or Yuanta policies.

Note: Yuanta research coverage with a Target Price is based on an investment period of 12 months. Greater China Discovery Series coverage does not have a formal 12 month Target Price and the recommendation is based on an investment period specified by the analyst in the report.

Global Disclaimer

© 2018 Yuanta. All rights reserved. The information in this report has been compiled from sources we believe to be reliable, but we do not hold ourselves responsible for its completeness or accuracy. It is not an offer to sell or solicitation of an offer to buy any securities. All opinions and estimates included in this report constitute our judgment as of this date and are subject to change without notice.

This report provides general information only. Neither the information nor any opinion expressed herein constitutes an offer or invitation to make an offer to buy or sell securities or other investments. This material is prepared for general circulation to clients and is not intended to provide tailored investment advice and does not take into account the individual financial situation and objectives of any specific person who may receive this report. Investors should seek financial advice regarding the appropriateness of investing in any securities, investments or investment strategies discussed or recommended in this report. The information contained in this report has been compiled from sources believed to be reliable but no representation or warranty, express or implied, is made as to its accuracy, completeness or correctness. This report is not (and should not be construed as) a solicitation to act as securities broker or dealer in any jurisdiction by any person or company that is not legally permitted to carry on such business in that jurisdiction.

Yuanta research is distributed in the United States only to Major U.S. Institutional Investors (as defined in Rule 15a-6 under the Securities Exchange Act of 1934, as amended and SEC staff interpretations thereof). All transactions by a US person in the securities mentioned in this report must be effected through a registered broker-dealer under Section 15 of the Securities Exchange Act of 1934, as amended. Yuanta research is distributed in Taiwan by Yuanta Securities Investment Consulting. Yuanta research is distributed in Hong Kong by Yuanta Securities (Hong Kong) Co. Limited, which is licensed in Hong Kong by the Securities and Futures Commission for regulated activities, including Type 4 regulated activity (advising on securities). In Hong Kong, this research report may not be redistributed, retransmitted or disclosed, in whole or in part or and any form or manner, without the express written