

當日市場：銀行股相當活躍，流動性創歷史新高

2021/11/03

市場走勢

市場指數	VNI	HNI	UPCOM
收盤	1,444.30	415.71	106.98
%日	-0.56%	-1.98%	0.05%
%週	1.50%	2.80%	4.20%
%月	8.20%	16.61%	11.46%
%年	54.40%	199.98%	69.43%

成交值(Bil.VND)

當日	42,988	5,343	3,596
日均量/週	31,821	4,366	2,969
日均量/月	23,858	3,098	2,425

外資進出

買進	1,828.74	16.86	48.35
賣出	1,548.29	30.10	60.29
買賣超	280.44	-13.24	-11.94

市場漲跌家數

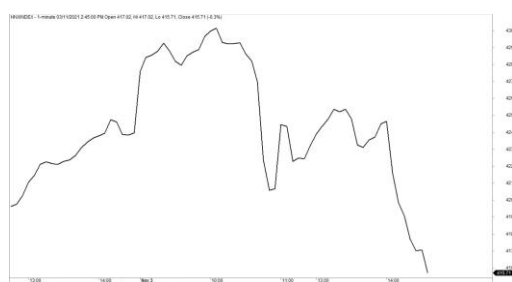
上漲	94	75	199
下跌	286	181	174
持平	36	95	530

市場指標

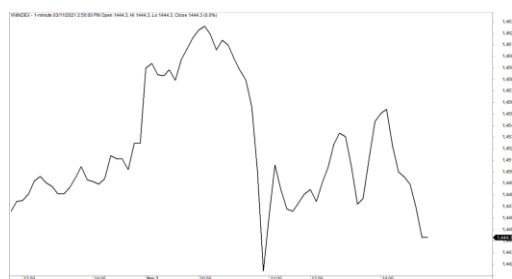
P/E	17.00	22.84	25.10
總市值 (兆盾)	5,664	461	1,469
股息殖利 ²	1.26%	2.56%	3.10%

資料源: Bloomberg - YSVN

VNINDEX



HNIINDEX



市場走勢

由於投資者等待美聯儲為期兩天的政策會議的信息，市場走勢劇烈震盪。VNI-Index 收盤下跌 0.56% 至 1,444.3 點。HNX-Index 下跌 1.98%，而 Upcom-Index 略高於參考值。3 個市場的交易額均創下歷史新高，達到 49 兆 8,060 億越南盾。

VN30-Index 是走勢最積極的指數，其中必須提到銀行股。HDB (+6.3%)、STB (+4.7%)、TCB (+4.1%)、BID (+2.6%)、VPB (+2.3%) 和 SAB (+4.5%)、VRE (+2.8%) 已推動指數上漲。相反，賣壓發生在許多房地產股上 KDH (-6.3%)，GVR (-6.7%)，VHM (-2.5%)，PLX (-2.4%) 等。

中小型股錄得強勁拋售，尤其是 HBC、KBC、DIG、NLG、LCG 等房地產股。

外資在市場上買超，價值超過 2550 億越南盾，其中 HPG (2660 億)、GEX (850 億)、VHM (640 億) 是外資積極買進的股票。另一方面，HSG (840 億)、MSN (440 億)、VNM (410 億) 領先於賣超列表。

市場短期觀點

我們認為下個交易日大盤可能會繼續調整，VN-Index 可能上試 1,420 點。同時，現金流可能在各類股票之間出現分歧，尤其是大型股，可能會在下個交易日引領大盤上漲。中小型股短期拋壓加大，但 VNMidcaps 和 VNSmallcaps 短期走勢仍保持為上漲，因此我們認為這些下跌只是市場的短期回調。

大盤短期走勢仍為上漲。因此，我們建議短線投資者可以繼續持有投資組合中高比例的股票，進行重組投資組合，即增加大型股的比例，降低投資組合中中小型股的比例。

請在 <https://ysradar.yuanta.com.vn/> 查看有關股票的信號。



We Create Fortune

熱點股票技術分析



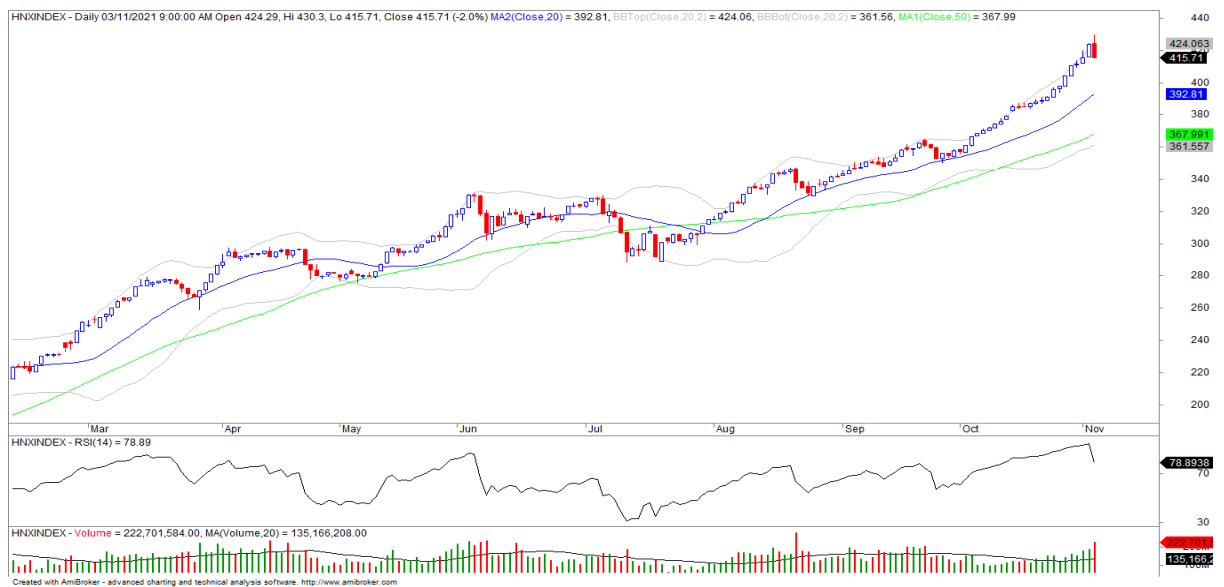


We Create Fortune

技術分析圖



指數技術分析圖 VN-Index



指數技術分析圖 HNX-Index

指數	短期趨勢	中期趨勢	阻力區 1	阻力區 2	支撐區 1	支撐區 2
VN-Index	上漲	上漲	1450	1470	1210	970
HNX-Index	上漲	上漲	314	333	300	180
VN30	上漲	上漲	1550	1570	1445	960
VNMidcaps	上漲	上漲	1,730	1800	1650	963
VNSmallcaps	上漲	上漲	1430	1450	1400	804



We Create Fortune

胡志明市交易所 (HSX)

	收盤	漲跌%
VNI	1444.3	-0.56%
VN30	1530.65	0.61%
VN Mid	1869.26	-1.64%
VN Small	1907.66	-3.66%

河內交易所 (HSX)

	收盤	漲跌%
HNI	415.71	-1.98%
HN30	668.68	-2.64%
VNX AllSh	1481.31	-0.25%

UPCOM 市場 (UPCoM)

	收盤	漲跌%
UPCoM	106.98	0.05%

外資交易	成交值 (Bil.VND)
買進	1828.74
賣出	1548.29
買超/賣超	280.44

外資交易	成交值 (Bil.VND)
買進	16.86
賣出	30.10
買超/賣超	-13.24

外資交易	成交值 (Bil.VND)
買進	48.35
賣出	60.29
買超/賣超	-11.94

上漲排名/ 股碼	漲跌(VND)	漲跌%
ACC	1600	6.97%
LSS	1050	6.91%
OCB	1850	6.86%
TGG	1650	6.82%
KHP	800	6.81%

上漲排名/ 股碼	漲跌(VND)	漲跌%
SD9	1000	5.65%
NVB	1600	5.54%
EVS	1800	4.53%
NRC	1200	4.48%
HTP	1100	3.50%

上漲排名/ 股碼	漲跌(VND)	漲跌%
TBD	10000	14.95%
CNT	2466	14.59%
LIC	2507	14.16%
RGC	3997	11.29%
VEC	1753	11.03%

下跌排名/ 股碼	漲跌(VND)	漲跌%
ITC	-1750	-7.00%
NTL	-3150	-7.00%
LCG	-1350	-6.99%
TTB	-730	-6.99%
TDH	-950	-6.99%

下跌排名/ 股碼	漲跌(VND)	漲跌%
HLD	-5400	-10.00%
L14	-24000	-9.97%
L18	-6900	-9.96%
DTD	-5200	-9.92%
IDJ	-6700	-9.88%

下跌排名/ 股碼	漲跌(VND)	漲跌%
SKV	-2327	-5.36%
EVF	-924	-4.94%
DGT	-1967	-4.42%
SCJ	-631	-4.29%
AMS	-734	-3.93%

*備註：市值>5,000 億盾；成交值>15 億盾

市值排名/ 股碼	Bil.VND
VHM	370,121
VIC	364,540
VCB	363,099
HPG	248,247
GAS	232,736

市值排名/ 股碼	Bil.VND
THD	82,425
IDC	23,550
KSF	21,660
VCS	19,840
BAB	16,720

市值排名/ 股碼	Bil.VND
ACV	185,052
MCH	87,316
BSR	76,821
VEA	56,439
VEF	42,067

交易量排名/ 股碼	成交值	30 日均
HQC	42,847,700	20,786,559
STB	41,163,100	12,156,668
TCB	40,718,000	15,091,545
ITA	32,804,257	11,723,850
FLC	30,530,200	19,962,755

交易量排名/ 股碼	成交值	30 日均
CEO	15,848,411	5,938,470
PVS	9,686,619	9,679,063
SHS	9,031,825	4,735,524
KLF	8,773,860	5,490,999
NDN	8,303,571	4,068,037

交易量排 名/股碼	成交值	30 日均
HHV	13,530,056	5,328,285
BSR	12,645,998	14,504,402
BVB	12,283,112	2,500,999
VGT	10,805,712	6,622,219
SBS	8,720,060	2,607,722

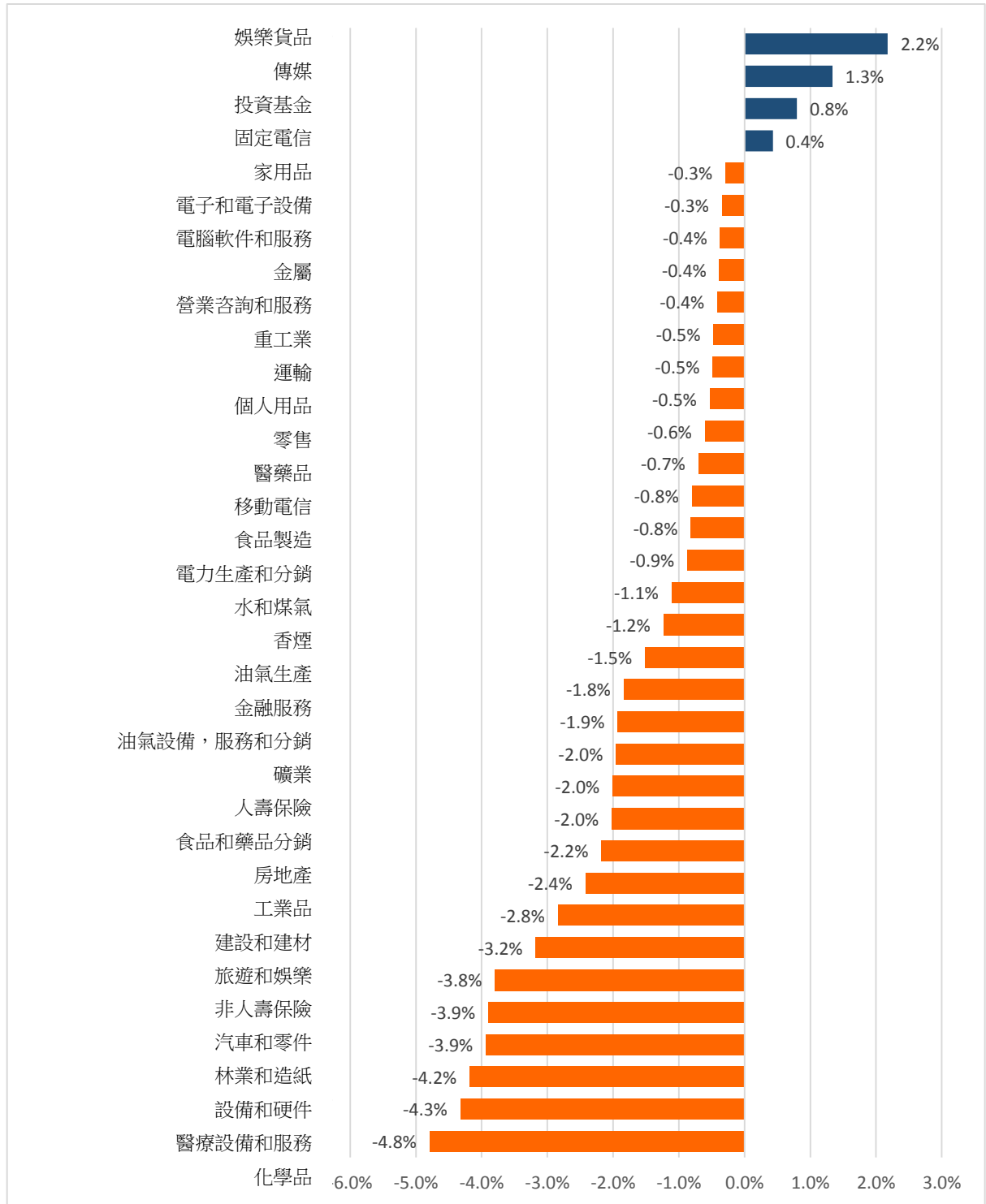
資料源: Bloomberg & Yuanta Research

資料源: Bloomberg & Yuanta Research

資料源: Bloomberg & Yuanta Research

We Create Fortune

各行業板塊的交易走勢



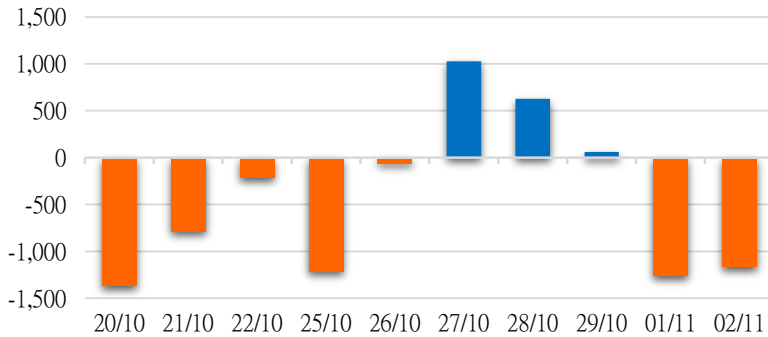
資料源: FinPro - YSVN



We Create Fortune

外資買進賣統計

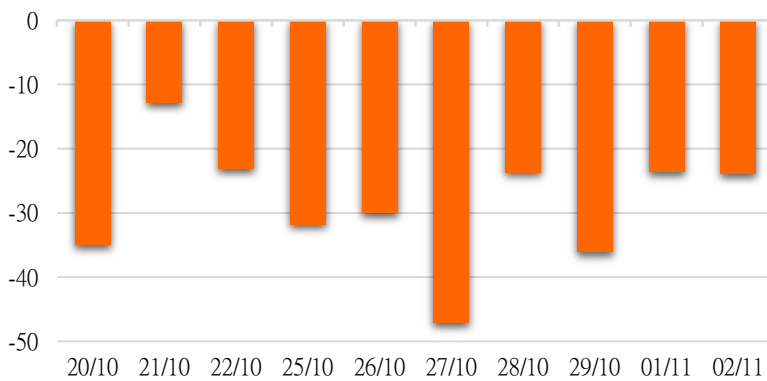
HSX 外資每日買/賣超



證券代碼	買超金額 (Mil.VND)	證券代碼	賣超金額 (Mil.VND)
HPG	266,368	HSG	83,635
GEX	85,018	MSN	43,794
VHM	63,921	VNM	41,332
NVL	46,613	TPB	40,046
KBC	44,594	OCB	31,321

HSX 外資買/賣超的前 5 名

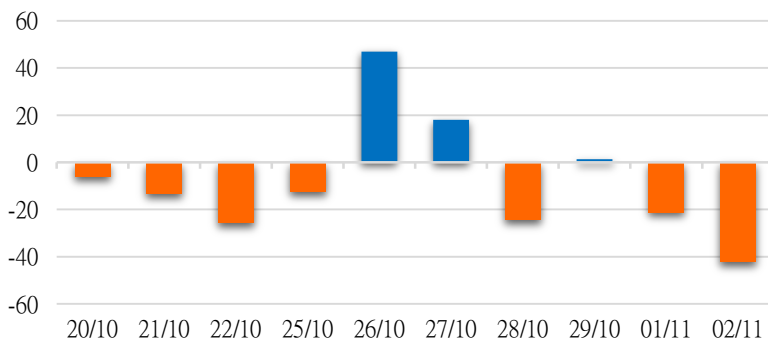
HNX外資每日買/賣超



證券代碼	買超金額 (Mil.VND)	證券代碼	賣超金額 (Mil.VND)
CEO	4,641	VCS	9,924
NBC	1,158	DL1	3,103
PLC	693	PDB	1,715
MCF	663	BCC	1,608
PGS	626	HLD	1,140

HNX 外資買/賣超的前 5 名

UPCOM外資每日買/賣超



證券代碼	買超金額 (Mil.VND)	證券代碼	賣超金額 (Mil.VND)
ACV	3,341	QNS	21,509
VGT	2,165	HHV	4,726
CLX	1,865	RGC	3,101
PGB	961	FOX	454
BTD	746	KSH	426

UPCOM 外資買/賣超的前 5 名

源: FiinPro - YSVN



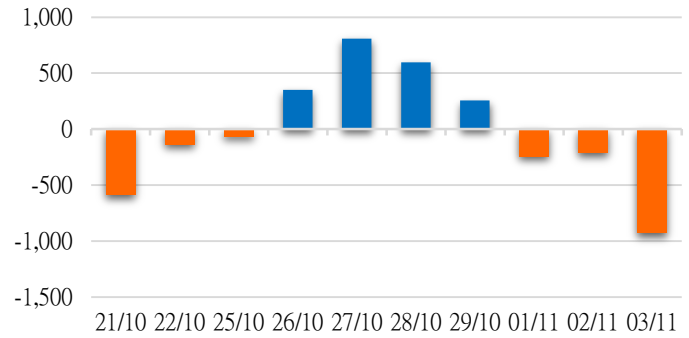
We Create Fortune

自營統計

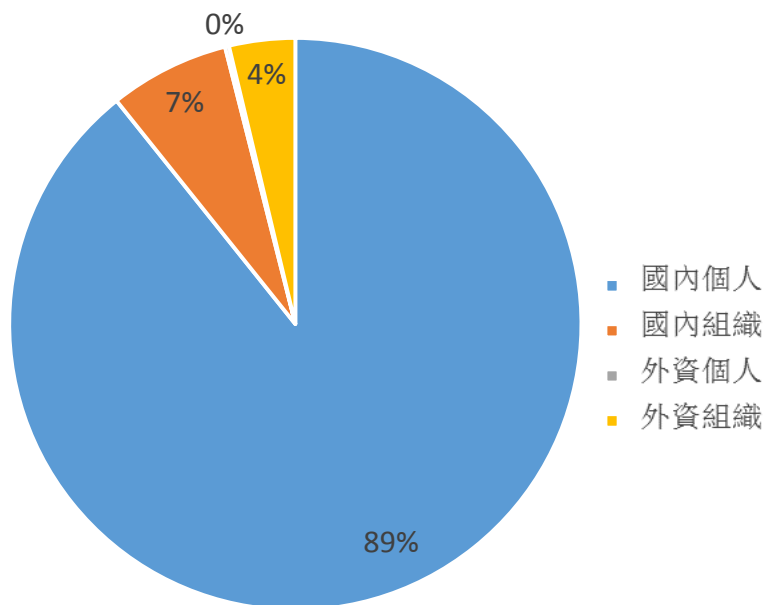
證券代碼	買超金額 (Mil.VND)	證券代碼	賣超金額 (Mil.VND)
DXG	14,346	KDH	121,025
DCM	10,140	HPG	55,198
EIB	8,780	MBB	41,332
HHS	5,964	ACB	35,751
MWG	5,058	MSB	32,312

券商自營交易最大前名

券商自營交易每日買/賣超 (Bil.VND)



越南證券市場投資人類別統計

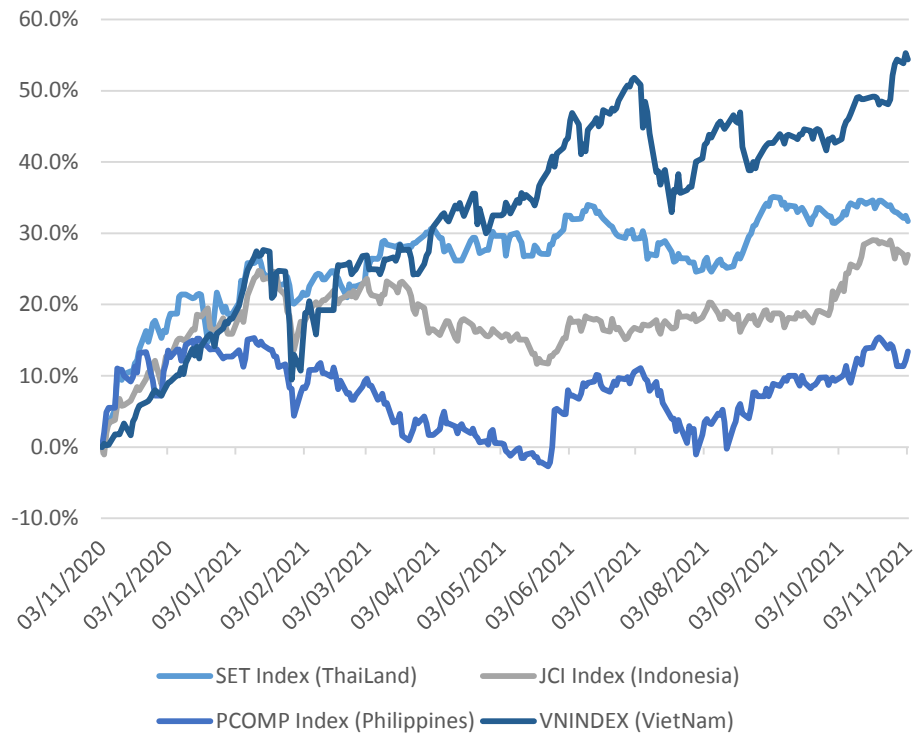


資料源: FiinPro - YSVN



We Create Fortune

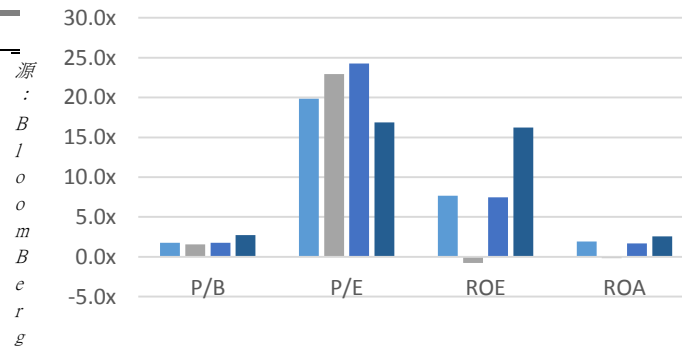
東南亞主要市場走勢比較



東南亞主要市場數據

		Thailand	Indonesia	Philippines	Vietnam
P/B		1.8x	1.6x	1.8x	2.7x
P/E		19.8x	22.79	24.7x	16.8x
ROE	%	7.65	(0.72)	7.47	16.08
ROA	%	1.94	(0.14)	1.68	2.54
Vốn hóa	Tỷ USD	565.43	554.88	187.57	247.68
GTGD	Triệu USD	2.03	0.69	0.10	1.18
LS cổ tức	%	2.74	1.86	1.57	1.21

& YSVN



■ SET Index ■ JCI Index ■ PCOMP Index ■ VNINDEX Index



We Create **Fortune**

元大證券（越南）公司

個人客戶分析部

Nguyễn Thế Minh
研究分析經理
+84 28 3622 6868 ext 3826
minh.nguyen@yuanta.com.vn

Quách Đức Khánh
高級分析專員
+84 28 3622 6868 ext 3833
khanh.quach@yuanta.com.vn

Nguyễn Trịnh Ngọc Hồng
分析專員
+84 28 3622 6868 ext 3832
hong.nguyen@yuanta.com.vn

Lý Thị Hiền
研究分析主管
+84 28 3622 6868 ext 3908
hien.ly@yuanta.com.vn

Phạm Tấn Phát
高級分析專員
+84 28 3622 6868 ext 3880
phat.pham@yuanta.com.vn

個人客戶業務部

Nguyễn Thanh Tùng
總公司業務經理
+84 28 3622 6868 ext 3609
tung.nguyen@yuanta.com.vn

Nguyễn Việt Quang
河內分行經理
+84 28 3622 6868 ext 3404
quang.nguyen@yuanta.com.vn

Bùi Quốc Phong
同奈分行經理
+84 28 3622 6868
phong.bui@yuanta.com.vn

Võ Đình Tuấn
峴港分行經理
+84 28 3622 6868 ext 3301
tuan.vo@yuanta.com.vn

Võ Thị Thu Thủy
平陽分行經理
+84 28 3622 6868 ext 3505
thuy.vo@yuanta.com.vn

Chung Kim Hoa
華人客戶部經理
+84 28 3622 6868 ext 3828
hoa.chung@yuanta.com.vn

Nguyễn Đức Hoàn
河內南部營業中心經理
+84 28 3622 6868 ext 3409
hoan.nguyen@yuanta.com.vn

Nguyễn Mạnh Hoạt
堤岸分行經理
+84 28 3622 6868 ext 3847
hoat.nguyen@yuanta.com.vn

Đinh Thị Thu Cúc
頭頓分行經理
+84 28 3622 6868 ext 3203
cuc.dinh@yuanta.com.vn



We Create **Fortune**

Appendix A: Important Disclosures

Analyst Certification

Each research analyst primarily responsible for the content of this research report, in whole or in part, certifies that with respect to each security or issuer that the analyst covered in this report: (1) all of the views expressed accurately reflect his or her personal views about those securities or issuers; and (2) no part of his or her compensation was, is, or will be, directly or indirectly, related to the specific recommendations or views expressed by that research analyst in the research report.

Ratings Definitions

BUY: We have a positive outlook on the stock based on our expected absolute or relative return over the investment period. Our thesis is based on our analysis of the company's outlook, financial performance, catalysts, valuation and risk profile. We recommend investors add to their position.

HOLD-Outperform: In our view, the stock's fundamentals are relatively more attractive than peers at the current price. Our thesis is based on our analysis of the company's outlook, financial performance, catalysts, valuation and risk profile.

HOLD-Underperform: In our view, the stock's fundamentals are relatively less attractive than peers at the current price. Our thesis is based on our analysis of the company's outlook, financial performance, catalysts, valuation and risk profile.

SELL: We have a negative outlook on the stock based on our expected absolute or relative return over the investment period. Our thesis is based on our analysis of the company's outlook, financial performance, catalysts, valuation and risk profile. We recommend investors reduce their position.

Under Review: We actively follow the company, although our estimates, rating and target price are under review.

Restricted: The rating and target price have been suspended temporarily to comply with applicable regulations and/or Yuanta policies.

Note: Yuanta research coverage with a Target Price is based on an investment period of 12 months. Greater China Discovery Series coverage does not have a formal 12 month Target Price and the recommendation is based on an investment period specified by the analyst in the report.

Global Disclaimer

© 2018 Yuanta. All rights reserved. The information in this report has been compiled from sources we believe to be reliable, but we do not hold ourselves responsible for its completeness or accuracy. It is not an offer to sell or solicitation of an offer to buy any securities. All opinions and estimates included in this report constitute our judgment as of this date and are subject to change without notice.

This report provides general information only. Neither the information nor any opinion expressed herein constitutes an offer or invitation to make an offer to buy or sell securities or other investments. This material is prepared for general circulation to clients and is not intended to provide tailored investment advice and does not take into account the individual financial situation and objectives of any specific person who may receive this report. Investors should seek financial advice regarding the appropriateness of investing in any securities, investments or investment strategies discussed or recommended in this report. The information contained in this report has been compiled from sources believed to be reliable but no representation or warranty, express or implied, is made as to its accuracy, completeness or correctness. This report is not (and should not be construed as) a solicitation to act as securities broker or dealer in any jurisdiction by any person or company that is not legally permitted to carry on such business in that jurisdiction.

Yuanta research is distributed in the United States only to Major U.S. Institutional Investors (as defined in Rule 15a-6 under the Securities Exchange Act of 1934, as amended and SEC staff interpretations thereof). All transactions by a US person in the securities mentioned in this report must be effected through a registered broker-dealer under Section 15 of the Securities Exchange Act of 1934, as amended. Yuanta research is distributed in Taiwan by Yuanta Securities Investment Consulting. Yuanta research is distributed in Hong Kong by Yuanta Securities (Hong Kong) Co. Limited, which is licensed in Hong Kong by the Securities and Futures Commission for regulated activities, including Type 4 regulated activity (advising on securities). In Hong Kong, this research report may not be redistributed, retransmitted or disclosed, in whole or in part or and any form or manner, without the express written