

當日市場：市場強勁的震盪

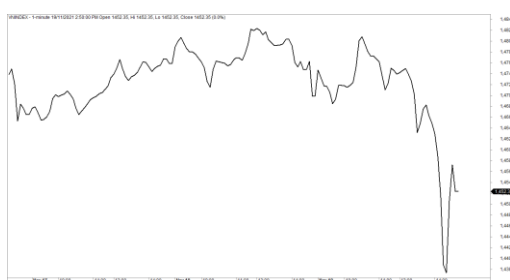
2021/11/22

市場走勢

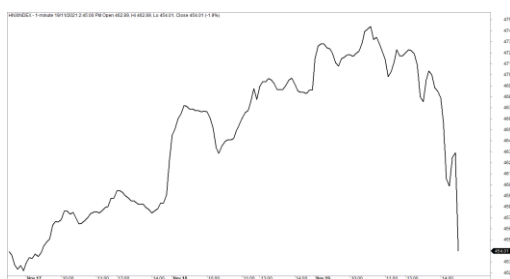
市場指數	VNI	HNI	UPCOM
收盤	1,448.34	422.42	107.38
%日	0.28%	1.61%	0.37%
%週	0.72%	2.76%	2.87%
%月	8.12%	17.05%	11.64%
%年	54.12%	201.66%	69.10%
成交值(Bil.VND)			
當日	27,688	3,844	2,272
日均量/週	32,222	4,332	2,911
日均量/月	24,017	3,129	2,419
外資進出			
買進	1,648.07	17.13	57.34
賣出	1,721.18	37.28	60.96
買賣超	-73.11	-20.15	-3.63
市場漲跌家數			
上漲	224	157	126
下跌	139	71	230
持平	53	123	547
市場指標			
P/E	16.95	22.33	24.95
總市值 (兆盾)	5,633	451	1,469
股息殖利 ²	1.27%	2.67%	2.99%

資料源: Bloomberg - YSVN

VNINDEX



HNIINDEX



市場走勢

市場錄得波動，VNI-Index 收盤下跌 1.19% 至 1,452.35 點，HNX - Index 下跌 3.15%，而 Upcom-Index 下跌 0.25%。3 大市場的交易額均創下 54 兆 5310 億越南盾的新紀錄。

活躍的抄底的需求幫助 VN30-Index 大幅收窄跌幅，收盤下跌 0.22%。GAS、BVH、HPG、KDH、PNJ、POW、GVR 是跌幅超過 3% 的藍籌股。相反，銀行集團逆市而動，HDB (+6.9%)、ACB (+2.9%)、CTG (+2%)、VPB (+2.3%)、TCB (+1.6%) 幫助支撐市場。共享。

VNMID-Index 和 VNSML-Index 分別下跌 1.16% 和 2.14% 時，近期吸引資金的中小型股的拋售壓力有所增加。

外資賣超超過 7900 億越南盾，其中 HPG (2850 億)、VPB (1800 億)、VNM (1070 億) 領跑。另一方面，CTG (1040 億)、VRE (750 億)、GAS (590 億) 領先於買超列表。

市場短期觀點

我們認為，本週前幾個交易日市場可能會繼續調整，而 VN-Index 可能會重新測試 1,444 點的支撐位。同時，短期風險繼續加大，尤其是我們評估中，中小型股的風險趨於強勁增長。此外，市場出現進入調整階段的跡象，表明現金流可能在各類股票之間出現分歧。

大盤短期走勢維持中性。因此，我們建議短線投資者可以繼續保持觀望，朝著逐步降低股票比例的方向調整投資組合。

根據周線圖，我們認為下個交易週市場可能會出現回調。同時，中期趨勢仍然為上漲。因此，我們建議中線投資者可在下個交易週觀察盤中的回調，以計劃增加持股比例。

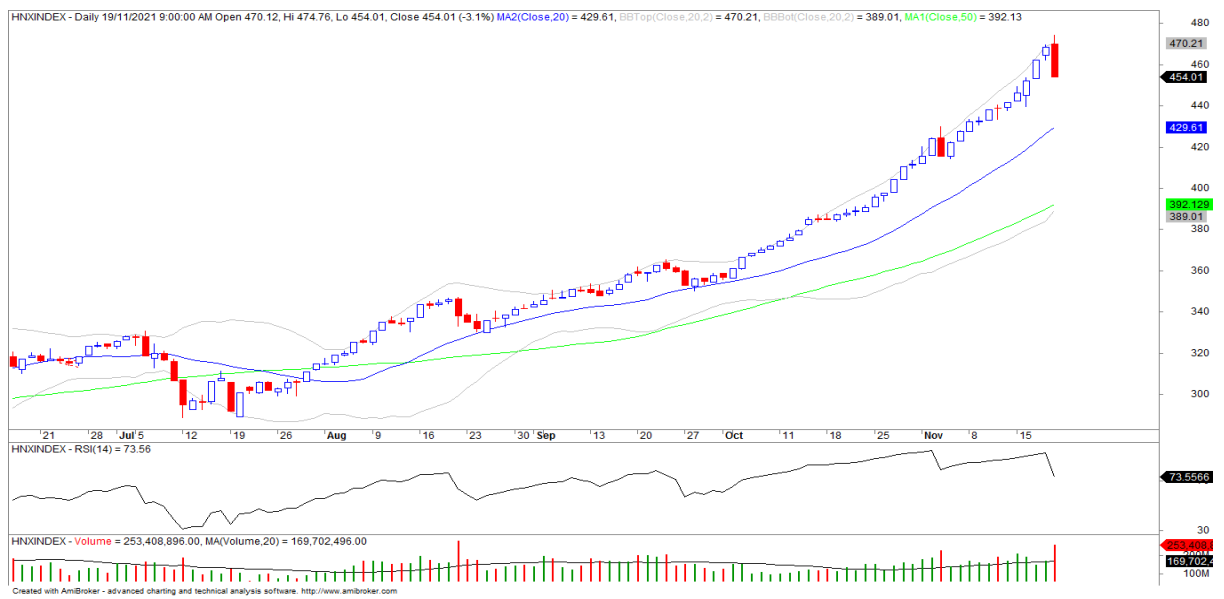
請在 <https://ysradar.yuanta.com.vn/> 查看有關股票的信號。

We Create Fortune

技術分析圖



指數技術分析圖 VN-Index



指數技術分析圖 HNX-Index

指數	短期趨勢	中期趨勢	阻力區 1	阻力區 2	支撐區 1	支撐區 2
VN-Index	中性	上漲	1480	1500	1210	970
HNX-Index	上漲	上漲	470	500	300	180
VN30	下跌	上漲	1550	1570	1445	960
VNMidcaps	上漲	上漲	1,730	1800	1650	963
VNSmallcaps	上漲	上漲	1430	1450	1400	804



We Create **Fortune**

胡志明市交易所 (HSX)

	收盤	漲跌%
VNI	1452.35	-1.19%
VN30	1500.05	-0.22%
VN Mid	2041.89	-1.16%
VN Small	2070.33	-2.14%

河內交易所 (HSX)

	收盤	漲跌%
HNI	453.97	-3.15%
HN30	748.46	-2.08%
VNX AllSh	1498.94	-0.62%

UPCOM 市場 (UPCoM)

	收盤	漲跌%
UPCoM	113.24	-0.25%

外資交易	成交值 (Bil.VND)
買進	1584.41
賣出	2400.5
買超/賣超	-816.09

外資交易	成交值 (Bil.VND)
買進	29.12
賣出	35.11
買超/賣超	-5.99

外資交易	成交值 (Bil.VND)
買進	65.80
賣出	34.07
買超/賣超	31.74

上漲排名/ 股碼	漲跌(VND)	漲跌%
TNI	650	6.99%
SIF	1200	6.98%
CSM	1450	6.92%
IDI	1200	6.92%
EVG	1300	6.91%

上漲排名/ 股碼	漲跌(VND)	漲跌%
CCR	8400	29.89%
IPA	6200	9.94%
DVG	2000	9.80%
CEO	2700	9.38%
SRA	900	7.83%

上漲排名/ 股碼	漲跌(VND)	漲跌%
LIC	7500	15.00%
TBH	6100	14.95%
TBH	6100	14.95%
EIC	3284	14.73%
DRG	2965	14.39%

下跌排名/ 股碼	漲跌(VND)	漲跌%
LGL	-850	-7.00%
DRC	-2650	-6.99%
IJC	-2350	-6.98%
CCL	-1350	-6.98%
HAG	-600	-6.97%

下跌排名/ 股碼	漲跌(VND)	漲跌%
THD	-24600	-9.37%
PSI	-2000	-8.89%
L18	-4800	-8.16%
NDN	-2000	-7.84%
PVC	-1100	-7.75%

下跌排名/ 股碼	漲跌(VND)	漲跌%
HRT	-1433	-11.94%
APF	-8191	-10.85%
RTB	-2747	-7.29%
BSR	-1264	-5.38%
DDV	-1620	-4.84%

*備註：市值>5,000 億盾；成交值>15 億盾

市值排名/ 股碼	Bil.VND
VIC	360,734
VCB	360,132
VHM	350,527
HPG	214,700
GAS	202,879

市值排名/ 股碼	Bil.VND
THD	83,300
IDC	26,400
KSF	21,900
VCS	19,040
BAB	17,623

市值排名/ 股碼	Bil.VND
ACV	188,487
MCH	83,789
BSR	68,943
VEA	57,116
PGV	42,324

交易量排名/ 股碼	成交值	30 日均
HPG	48,807,200	32,388,426
FLC	45,054,400	24,777,478
ITA	43,474,200	20,086,657
HQC	39,656,800	30,041,670
HAG	36,244,000	23,456,948

交易量排名/ 股碼	成交值	30 日均
SHS	18,522,439	7,793,766
PVS	18,320,981	11,208,737
KLF	16,160,206	9,356,445
CEO	13,201,336	8,650,920
ART	12,533,672	6,061,168

交易量排 名/股碼	成交值	30 日均
BSR	32,114,596	14,331,545
PVX	19,996,131	2,592,513
HHV	14,699,771	10,095,782
VHG	14,511,923	6,854,013
BVB	14,156,517	4,362,174

資料源: Bloomberg & Yuanta Research

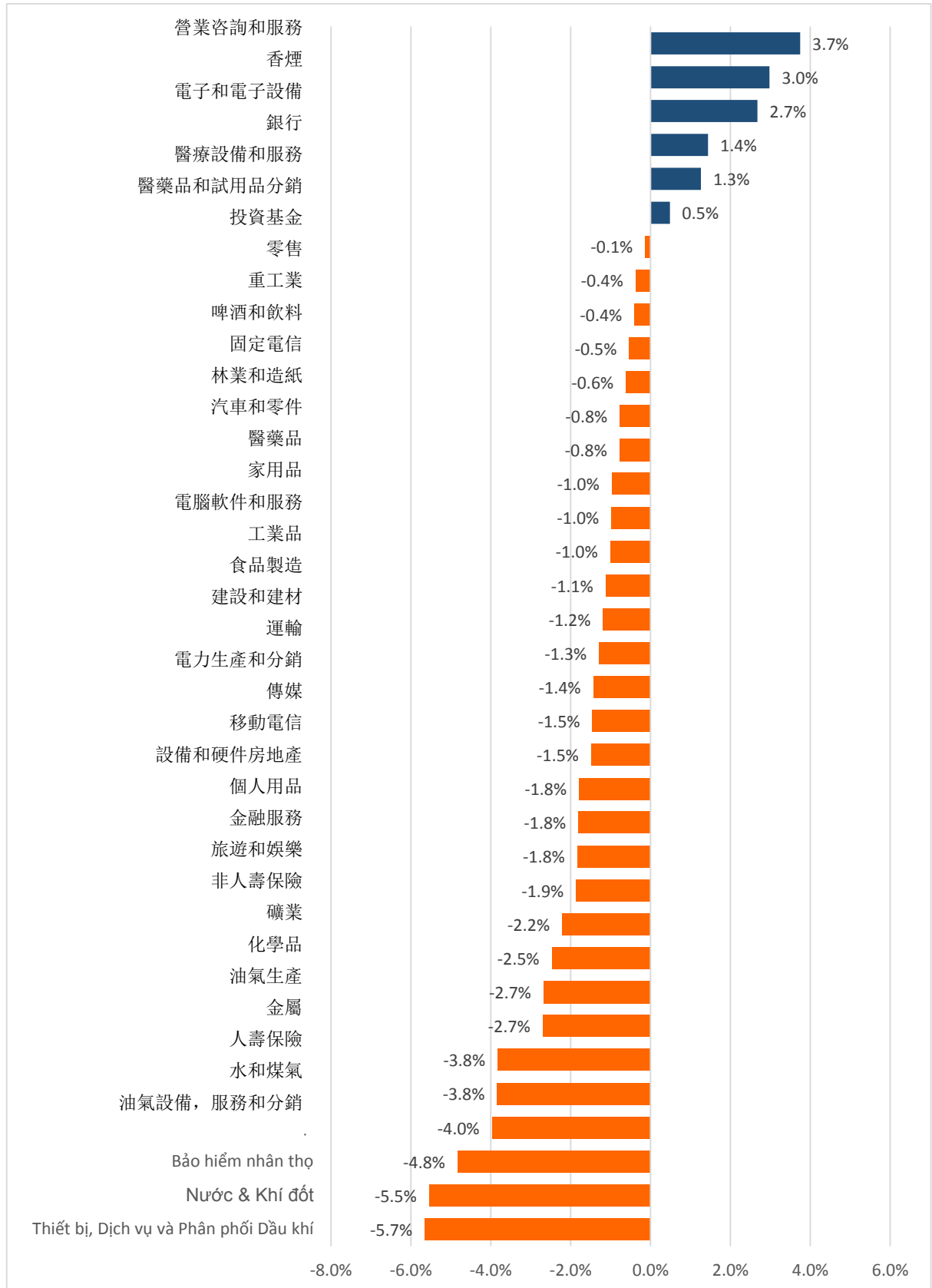
資料源: Bloomberg & Yuanta Research

資料源: Bloomberg & Yuanta Research



We Create Fortune

各行業板塊的交易走勢

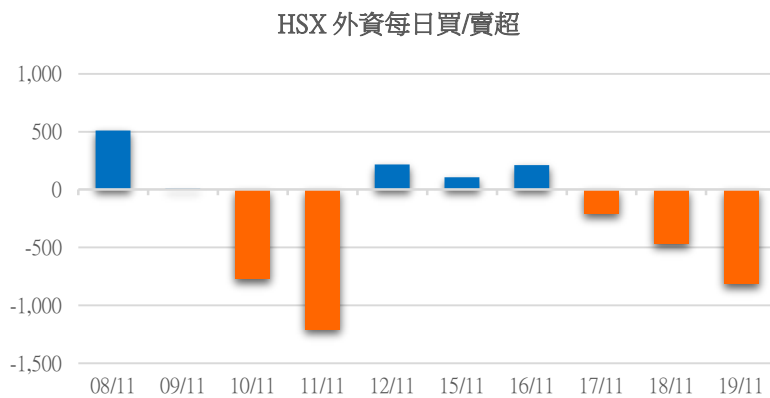


資料源: FimPro - YSVN



We Create **Fortune**

外資買進賣統計



證券代碼	買超金額 (Mil.VND)	證券代碼	賣超金額 (Mil.VND)
CTG	104,205	HPG	284,532
VRE	74,593	VPB	179,744
GAS	59,201	VNM	107,013
DGW	57,390	HSG	55,094
MSH	35,907	HDB	51,563

HSX 外資買/賣超的前 5 名

證券代碼	買超金額 (Mil.VND)	證券代碼	賣超金額 (Mil.VND)
CEO	3,169	PVS	15,476
SHS	2,597	PDB	9,013
CLH	947	IDJ	1,511
KLF	657	IVS	832
PPS	650	L14	704

HNX 外資買/賣超的前 5 名

證券代碼	買超金額 (Mil.VND)	證券代碼	賣超金額 (Mil.VND)
QNS	33,657	VEA	16,548
NTC	9,755	BSR	2,700
VGT	2,508	PGB	560
CLX	2,192	SD1	396
ACV	1,876	AAS	291

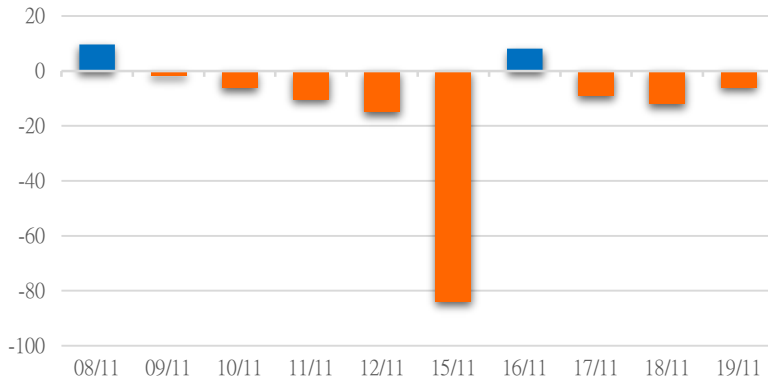
UPCOM 外資買/賣超的前 5 名

源: FiinPro - YSVN

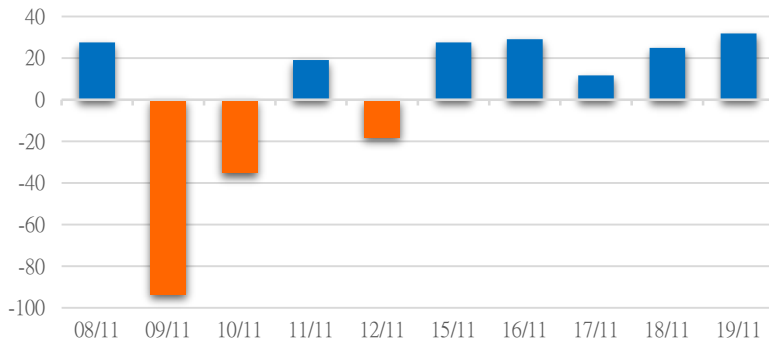


We Create **Fortune**

HNX外資每日買/賣超



UPCOM外資每日買/賣超



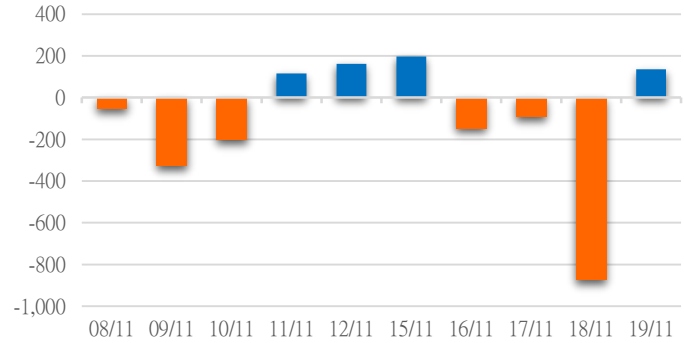
We Create **Fortune**

自營統計

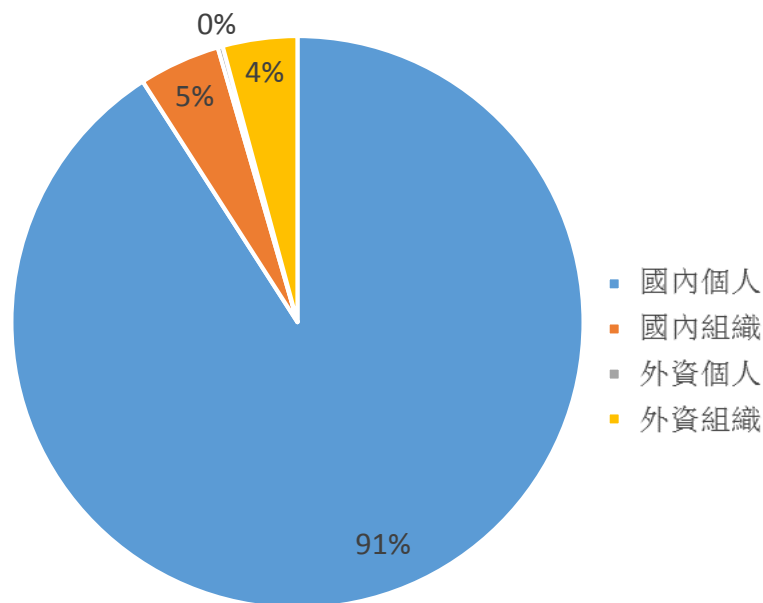
證券代碼	買超金額 (Mil.VND)	證券代碼	賣超金額 (Mil.VND)
VPB	45,407	VHM	61,815
TCB	36,888	VND	44,265
ACB	35,242	GAS	38,883
MSN	30,273	E1VFN30	13,293
HDB	28,004	NKG	10,457

券商自營交易最大前名

券商自營交易每日買/賣超 (Bil.VND)



越南證券市場投資人類別統計

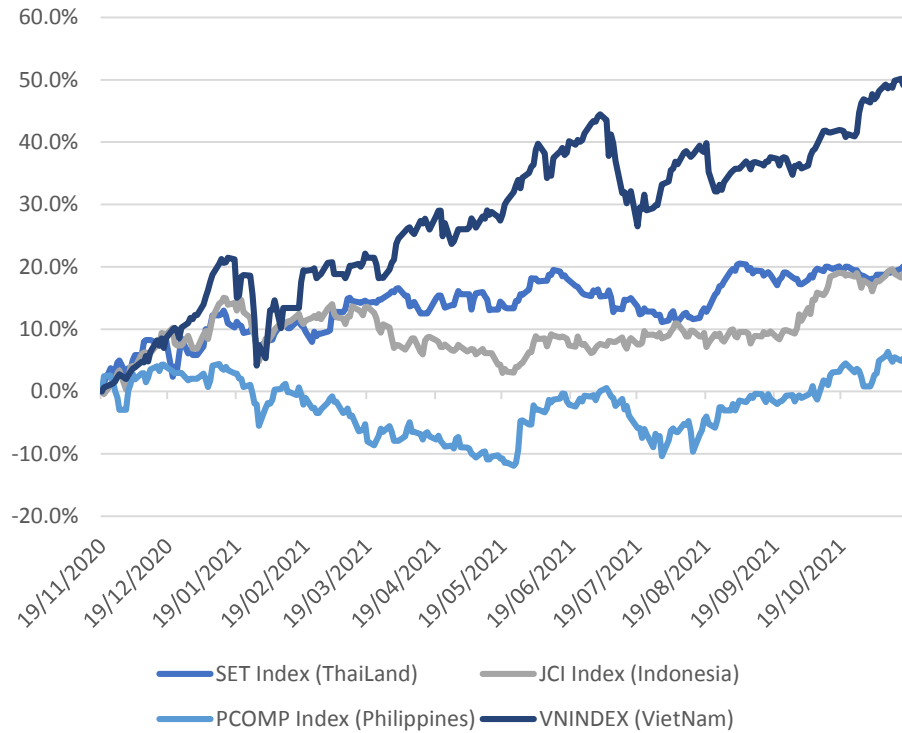


資料源: FiinPro - YSVN



We Create Fortune

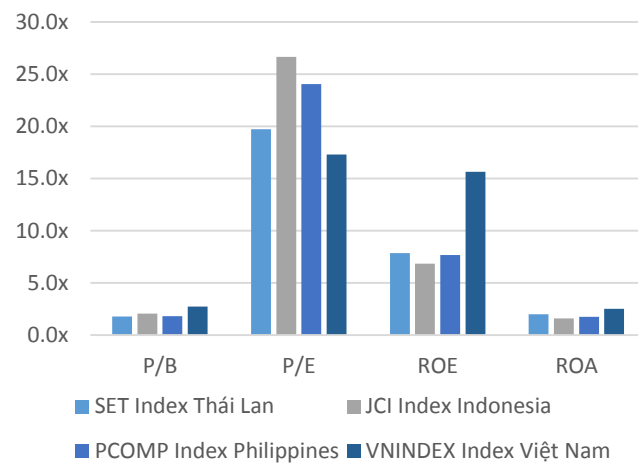
東南亞主要市場走勢比較



東南亞主要市場數據

		Thailand	Indonesia	Philippines	Vietnam
P/B		1.8x	2.0x	1.8x	2.7x
P/E		19.7x	26.66	24.0x	17.3x
ROE	%	7.85	6.85	7.68	15.65
ROA	%	1.98	1.57	1.73	2.49
Vốn hóa	Tỷ USD	589.96	569.38	193.24	252.39
GTGD	Triệu USD	2.10	0.71	0.08	1.45
LS cổ tức	%	2.68	1.85	1.55	1.18

源: Bloomberg & YSVN





We Create **Fortune**

元大證券（越南）公司

個人客戶分析部

Nguyễn Thế Minh

研究分析經理

+84 28 3622 6868 ext 3826

minh.nguyen@yuanta.com.vn

Lý Thị Hiên

研究分析主管

+84 28 3622 6868 ext 3908

hien.ly@yuanta.com.vn

Quách Đức Khánh

高級分析專員

+84 28 3622 6868 ext 3833

khanh.quach@yuanta.com.vn

Phạm Tấn Phát

高級分析專員

+84 28 3622 6868 ext 3880

phat.pham@yuanta.com.vn

Nguyễn Trịnh Ngọc Hồng

分析專員

+84 28 3622 6868 ext 3832

hong.nguyen@yuanta.com.vn

個人客戶業務部

Nguyễn Thanh Tùng

總公司業務經理

+84 28 3622 6868 ext 3609

tung.nguyen@yuanta.com.vn

Nguyễn Việt Quang

河內分行經理

+84 28 3622 6868 ext 3404

quang.nguyen@yuanta.com.vn

Võ Thị Thu Thủy

平陽分行經理

+84 28 3622 6868 ext 3505

thuy.vo@yuanta.com.vn

Nguyễn Mạnh Hoạt

堤岸分行經理

+84 28 3622 6868 ext 3847

hoat.nguyen@yuanta.com.vn

Bùi Quốc Phong

同奈分行經理

+84 28 3622 6868

phong.bui@yuanta.com.vn

Chung Kim Hoa

華人客戶部經理

+84 28 3622 6868 ext 3828

hoa.chung@yuanta.com.vn

Đinh Thị Thu Cúc

頭頓分行經理

+84 28 3622 6868 ext 3203

cuc.dinh@yuanta.com.vn

Võ Đình Tuấn

峴港分行經理

+84 28 3622 6868 ext 3301

tuan.vo@yuanta.com.vn

Nguyễn Đức Hoàn

河內南部營業中心經理

+84 28 3622 6868 ext 3409

hoan.nguyen@yuanta.com.vn



We Create **Fortune**

Appendix A: Important Disclosures

Analyst Certification

Each research analyst primarily responsible for the content of this research report, in whole or in part, certifies that with respect to each security or issuer that the analyst covered in this report: (1) all of the views expressed accurately reflect his or her personal views about those securities or issuers; and (2) no part of his or her compensation was, is, or will be, directly or indirectly, related to the specific recommendations or views expressed by that research analyst in the research report.

Ratings Definitions

BUY: We have a positive outlook on the stock based on our expected absolute or relative return over the investment period. Our thesis is based on our analysis of the company's outlook, financial performance, catalysts, valuation and risk profile. We recommend investors add to their position.

HOLD-Outperform: In our view, the stock's fundamentals are relatively more attractive than peers at the current price. Our thesis is based on our analysis of the company's outlook, financial performance, catalysts, valuation and risk profile.

HOLD-Underperform: In our view, the stock's fundamentals are relatively less attractive than peers at the current price. Our thesis is based on our analysis of the company's outlook, financial performance, catalysts, valuation and risk profile.

SELL: We have a negative outlook on the stock based on our expected absolute or relative return over the investment period. Our thesis is based on our analysis of the company's outlook, financial performance, catalysts, valuation and risk profile. We recommend investors reduce their position.

Under Review: We actively follow the company, although our estimates, rating and target price are under review.

Restricted: The rating and target price have been suspended temporarily to comply with applicable regulations and/or Yuanta policies.

Note: Yuanta research coverage with a Target Price is based on an investment period of 12 months. Greater China Discovery Series coverage does not have a formal 12 month Target Price and the recommendation is based on an investment period specified by the analyst in the report.

Global Disclaimer

© 2018 Yuanta. All rights reserved. The information in this report has been compiled from sources we believe to be reliable, but we do not hold ourselves responsible for its completeness or accuracy. It is not an offer to sell or solicitation of an offer to buy any securities. All opinions and estimates included in this report constitute our judgment as of this date and are subject to change without notice.

This report provides general information only. Neither the information nor any opinion expressed herein constitutes an offer or invitation to make an offer to buy or sell securities or other investments. This material is prepared for general circulation to clients and is not intended to provide tailored investment advice and does not take into account the individual financial situation and objectives of any specific person who may receive this report. Investors should seek financial advice regarding the appropriateness of investing in any securities, investments or investment strategies discussed or recommended in this report. The information contained in this report has been compiled from sources believed to be reliable but no representation or warranty, express or implied, is made as to its accuracy, completeness or correctness. This report is not (and should not be construed as) a solicitation to act as securities broker or dealer in any jurisdiction by any person or company that is not legally permitted to carry on such business in that jurisdiction.

Yuanta research is distributed in the United States only to Major U.S. Institutional Investors (as defined in Rule 15a-6 under the Securities Exchange Act of 1934, as amended and SEC staff interpretations thereof). All transactions by a US person in the securities mentioned in this report must be effected through a registered broker-dealer under Section 15 of the Securities Exchange Act of 1934, as amended. Yuanta research is distributed in Taiwan by Yuanta Securities Investment Consulting. Yuanta research is distributed in Hong Kong by Yuanta Securities (Hong Kong) Co. Limited, which is licensed in Hong Kong by the Securities and Futures Commission for regulated activities, including Type 4 regulated activity (advising on securities). In Hong Kong, this research report may not be redistributed, retransmitted or disclosed, in whole or in part or and any form or manner, without the express written