

當日市場：房地產的賣壓持續加大

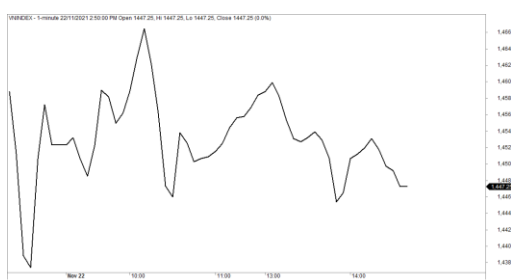
2021/11/23

市場走勢

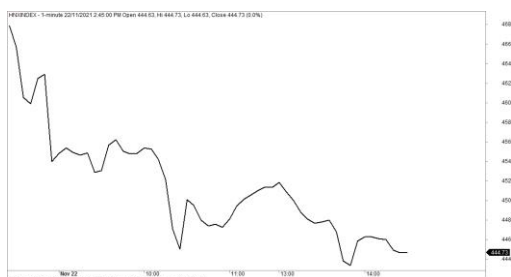
市場指數	VNI	HNI	UPCOM
收盤	1,447.25	444.62	111.96
%日	-0.35%	-2.06%	-1.13%
%週	-1.99%	0.08%	0.20%
%月	4.18%	13.65%	11.56%
%年	46.19%	202.03%	68.54%
成交值(Bil.VND)			
當日	36,397	5,105	3,945
日均量/週	35,244	4,939	3,604
日均量/月	30,679	4,276	3,028
外資進出			
買進	2,128.61	31.96	78.19
賣出	1,625.38	31.43	16.52
買賣超	503.23	0.52	61.68
市場漲跌家數			
上漲	86	41	101
下跌	302	220	282
持平	28	91	520
市場指標			
P/E	17.11	24.26	25.26
總市值 (兆盾)	5,679	492	1,499
股息殖利 ²	1.30%	2.45%	2.93%

資料源: Bloomberg - YSVN

VNINDEX



HNIINDEX



市場走勢

市場有所回漲，但情況相當波動和分化。儘管盤中價格上漲，這導致 VNI-Index 收盤下跌 0.35%，收於 1,447.25 點，HNX-Index 下跌 2.06%，而 Upcom-Index 同步下跌 1.13%。3 大市場的交易額均保持在高位，達 42 兆 1690 億越南盾。

銀行股繼續有積極的走勢，幫助 VN30-Index 逆市上漲。其中為 TPB (+6.9%)、STB (+3.2%)、CTG (+5.2%)、MBB (+3.2%)、VCB (+1.8%)、BID (+2.6%)。相比之下，其他大型股，如 GVR (-5.6%)、GAS (-3.7%)、KDH (-6.3%)、PLX (-5.9%)、POW (-6.5%)等出現強烈的修正。

房地產的賣壓上漲，KBC (-7%)、SCR、DIG、IJC、NLG、KHG 均跌停，場內有大量盈餘。

外資買超超過 5650 億越南盾，其中集中買進 VHM (1370 億)、CTG (830 億)、GMD (750 億)。另一方面，VPB (1710 億)、TPB (830 億)、HCM (360 億) 領先於賣超列表。

市場短期觀點

我們認為市場可能會出現復甦，VN-Index 可能會在 1,453 點附近震盪。同時，市場出現進入調整階段的跡象，因此現金流可能會繼續分化，意味著現金流可能會從中小型股轉向小型股，尤其是銀行股。然而，我們繼續在高水平上評估短期風險。

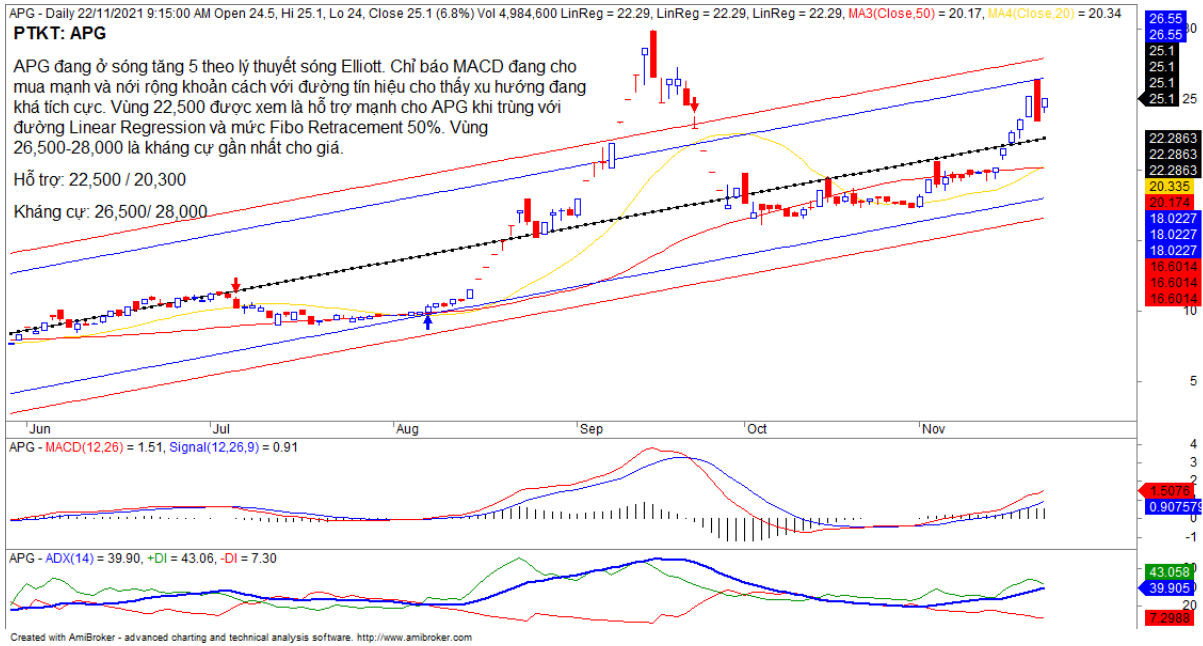
整體市場的短期趨勢已由中性轉為下跌。因此，我們建議短線投資者可以繼續逐步降低持股比例，重組短線投資組合。同時，短線投資者現階段不宜買進新股。

請在 <https://ysradar.yuanta.com.vn/> 查看有關股票的信號。



We Create Fortune

熱門股技術分析

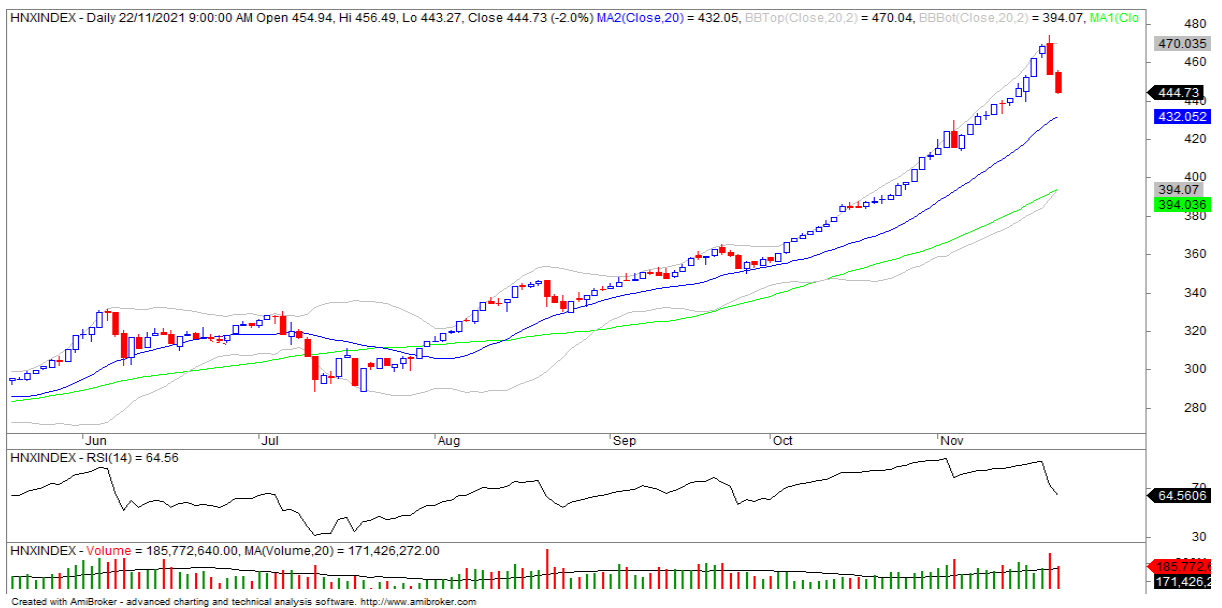


We Create Fortune

技術分析圖



指數技術分析圖 VN-Index



指數技術分析圖 HNX-Index

指數	短期趨勢	中期趨勢	阻力區 1	阻力區 2	支撐區 1	支撐區 2
VN-Index	下跌	上漲	1480	1500	1210	970
HNX-Index	上漲	上漲	470	500	300	180
VN30	下跌	上漲	1550	1570	1445	960
VNMidcaps	上漲	上漲	1,730	1800	1650	963
VNSmallcaps	上漲	上漲	1430	1450	1400	804



We Create Fortune

胡志明市交易所 (HSX)

	收盤	漲跌%
VNI	1447.25	-0.35%
VN30	1517.04	1.13%
VN Mid	1992.15	-2.44%
VN Small	1993.37	-3.72%

河內交易所 (HSX)

	收盤	漲跌%
HNI	444.62	-2.06%
HN30	733.85	-1.95%
VNX AllSh	1497.33	-0.11%

UPCOM 市場 (UPCoM)

	收盤	漲跌%
UPCoM	111.96	-1.13%

外資交易	成交值 (Bil.VND)
買進	2128.61
賣出	1625.38
買超/賣超	503.23

外資交易	成交值 (Bil.VND)
買進	31.96
賣出	31.43
買超/賣超	0.52

外資交易	成交值 (Bil.VND)
買進	78.19
賣出	16.52
買超/賣超	61.68

上漲排名/股碼	漲跌(VND)	漲跌%
HDB	2100	6.95%
TGG	2050	6.94%
VIB	2700	6.92%
TPB	3000	6.90%
TNH	3600	6.87%

上漲排名/股碼	漲跌(VND)	漲跌%
BAB	1700	7.26%
NVB	1300	4.42%
VC3	1600	2.88%
TIG	400	2.11%
VCS	2000	1.68%

上漲排名/股碼	漲跌(VND)	漲跌%
LIC	8600	14.96%
TBD	11918	12.69%
BVB	1576	6.68%
SGB	1284	6.58%
ABB	1193	5.57%

下跌排名/股碼	漲跌(VND)	漲跌%
CKG	-2450	-7.00%
DIG	-4900	-7.00%
DLG	-560	-7.00%
HDC	-7000	-7.00%
KBC	-3500	-7.00%

下跌排名/股碼	漲跌(VND)	漲跌%
L14	-26700	-10.00%
L18	-5400	-10.00%
LIG	-1800	-10.00%
PVL	-1800	-10.00%
APS	-5700	-9.91%

下跌排名/股碼	漲跌(VND)	漲跌%
BOT	-3316	-14.54%
RGC	-8494	-12.55%
EIN	-2484	-11.24%
TID	-7244	-11.01%
POS	-2310	-10.79%

*備註：市值>5,000 億盾；成交值>15 億盾

市值排名/股碼	Bil.VND
VIC	360,734
VCB	360,132
VHM	350,527
HPG	214,700
GAS	202,879

市值排名/股碼	Bil.VND
THD	83,300
IDC	26,400
KSF	21,900
VCS	19,040
BAB	17,623

市值排名/股碼	Bil.VND
ACV	188,487
MCH	83,789
BSR	68,943
VEA	57,116
PGV	42,324

交易量排名/股碼	成交值	30 日均
FLC	48,633,600	24,777,478
MSB	41,469,900	10,079,283
HAG	39,898,700	23,456,948
ROS	37,889,100	19,191,604
STB	36,360,300	15,940,678

交易量排名/股碼	成交值	30 日均
KLF	13,259,004	9,356,445
SHS	12,140,049	7,793,766
CEO	11,165,428	8,650,920
PVS	10,830,720	11,208,737
ART	10,656,735	6,061,168

交易量排名/股碼	成交值	30 日均
HHV	52,339,479	10,095,782
BSR	14,184,531	14,331,545
SBS	9,688,902	7,561,062
BVB	9,456,341	4,362,174
VHG	9,235,885	6,854,013

資料源: Bloomberg & Yuanta Research

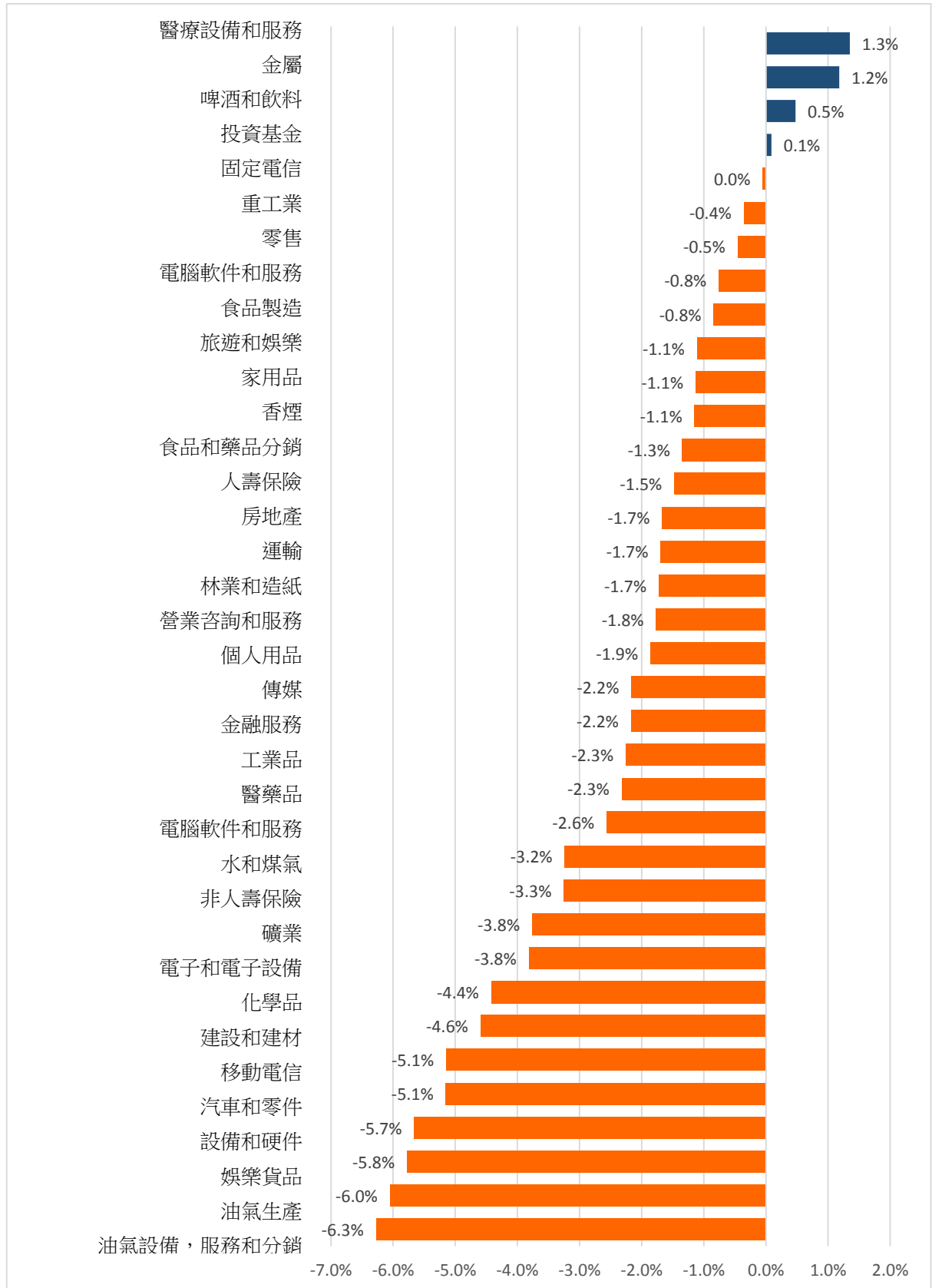
資料源: Bloomberg & Yuanta Research

資料源: Bloomberg & Yuanta Research



We Create Fortune

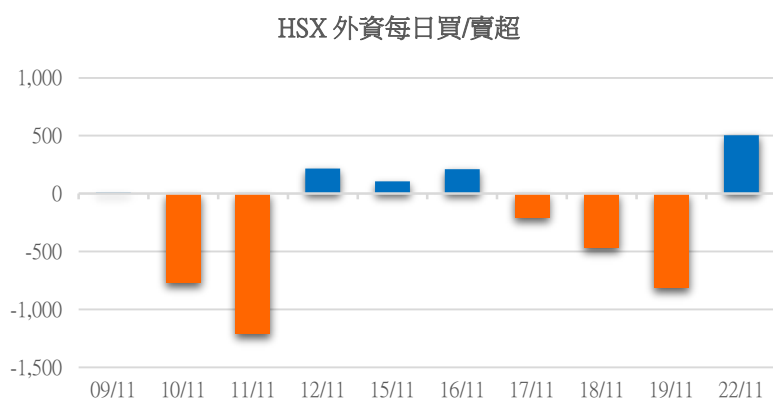
各行業板塊的交易走勢



資料源: FimPro - YSVN

We Create **Fortune**

外資買進賣統計



證券代碼	買超金額 (Mil.VND)	證券代碼	賣超金額 (Mil.VND)
VHM	136,672	VPB	170,802
CTG	82,891	TPB	83,291
GMD	74,741	HCM	35,950
KBC	69,174	VNM	23,777
VIC	56,473	GEX	19,656

HSX 外資買/賣超的前 5 名

證券代碼	買超金額 (Mil.VND)	證券代碼	賣超金額 (Mil.VND)
PVI	14,043	CEO	16,853
THD	2,983	BCC	1,741
CLH	1,206	DST	1,141
BAX	799	NVB	1,048
PCG	718	VHL	922

HNX 外資買/賣超的前 5 名

證券代碼	買超金額 (Mil.VND)	證券代碼	賣超金額 (Mil.VND)
QNS	59,393	LTG	8,836
ACV	2,825	PGV	387
BSR	1,031	KSH	281
MPC	906	NED	198
ABI	893	MLS	184

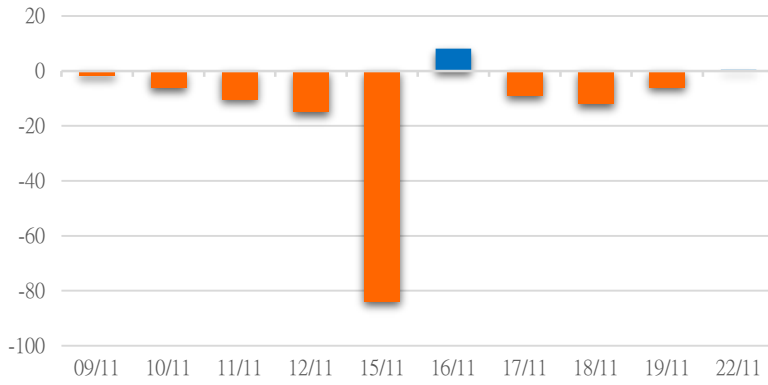
UPCOM 外資買/賣超的前 5 名

源: FiinPro - YSVN

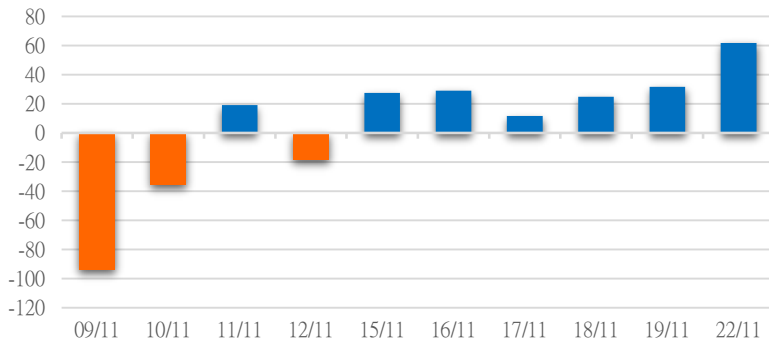


We Create **Fortune**

HNX外資每日買/賣超



UPCOM外資每日買/賣超





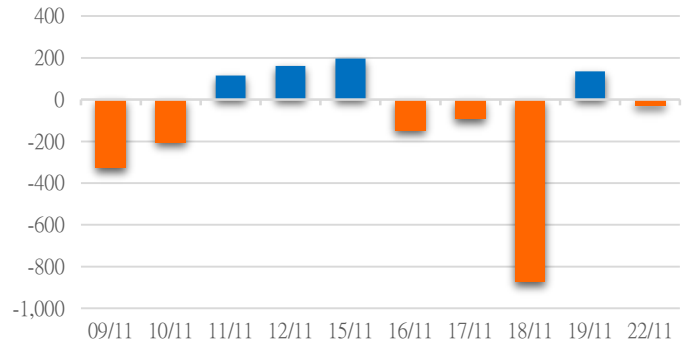
We Create **Fortune**

自營統計

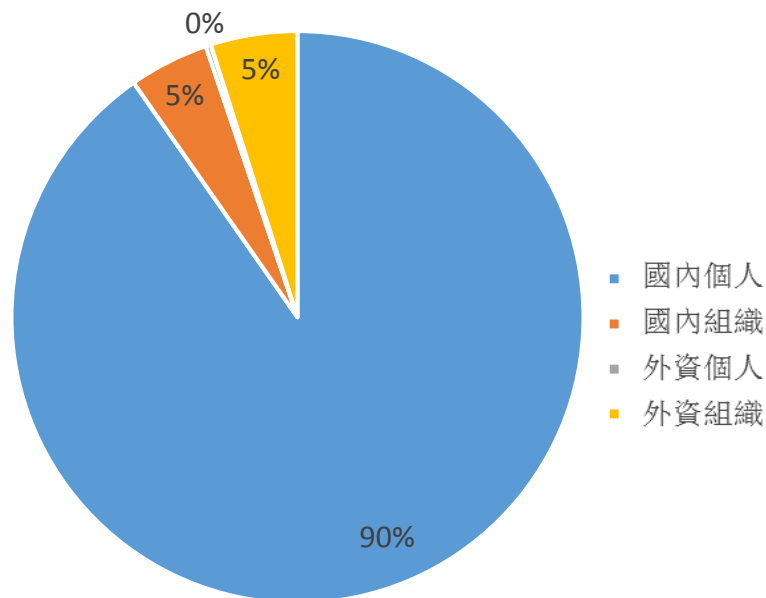
證券代碼	買超金額 (Mil.VND)	證券代碼	賣超金額 (Mil.VND)
KDH	87,469	VND	44,372
MBB	70,535	VIC	31,933
VGC	31,443	VNM	29,590
CTG	10,484	VHM	24,518
E1VFN30	8,310	GAS	19,685

券商自營交易最大前名

券商自營交易每日買/賣超
(Bil.VND)



越南證券市場投資人類別統計

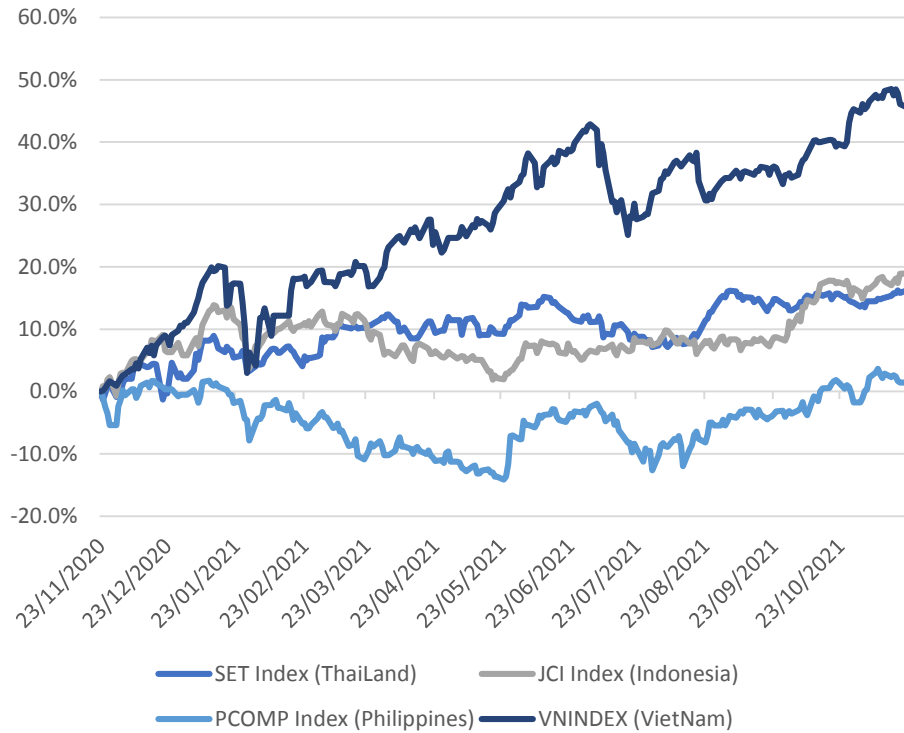


資料源: FiinPro - YSVN



We Create Fortune

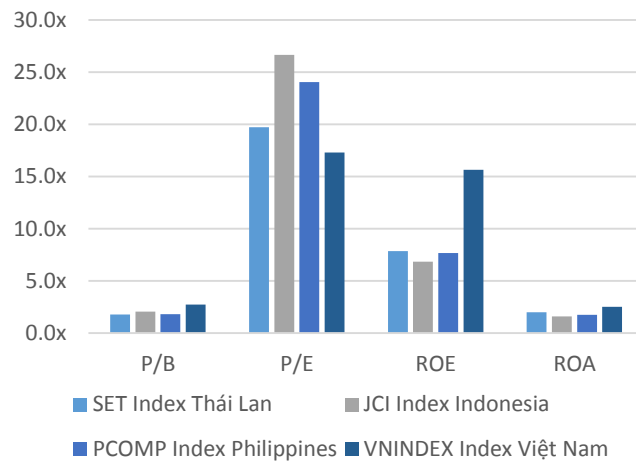
東南亞主要市場走勢比較



東南亞主要市場數據

		Thailand	Indonesia	Philippines	Vietnam
P/B		1.8x	2.0x	1.8x	2.7x
P/E		19.8x	26.54	24.0x	17.2x
ROE	%	7.84	6.90	7.69	15.66
ROA	%	1.97	1.58	1.73	2.50
Vốn hóa	Tỷ USD	584.24	576.06	191.95	249.17
GTGD	Triệu USD	2.83	0.86	0.10	1.90
LS cổ tức	%	2.67	1.83	1.54	1.18

源: Bloomberg & YSVN





We Create **Fortune**

元大證券（越南）公司

個人客戶分析部

Nguyễn Thế Minh

研究分析經理

+84 28 3622 6868 ext 3826

minh.nguyen@yuanta.com.vn

Quách Đức Khánh

高級分析專員

+84 28 3622 6868 ext 3833

khanh.quach@yuanta.com.vn

Nguyễn Trịnh Ngọc Hồng

分析專員

+84 28 3622 6868 ext 3832

hong.nguyen@yuanta.com.vn

Lý Thị Hiên

研究分析主管

+84 28 3622 6868 ext 3908

hien.ly@yuanta.com.vn

Phạm Tấn Phát

高級分析專員

+84 28 3622 6868 ext 3880

phat.pham@yuanta.com.vn

個人客戶業務部

Nguyễn Thanh Tùng

總公司業務經理

+84 28 3622 6868 ext 3609

tung.nguyen@yuanta.com.vn

Nguyễn Việt Quang

河內分行經理

+84 28 3622 6868 ext 3404

quang.nguyen@yuanta.com.vn

Bùi Quốc Phong

同奈分行經理

+84 28 3622 6868

phong.bui@yuanta.com.vn

Võ Đình Tuấn

峴港分行經理

+84 28 3622 6868 ext 3301

tuan.vo@yuanta.com.vn

Võ Thị Thu Thủy

平陽分行經理

+84 28 3622 6868 ext 3505

thuy.vo@yuanta.com.vn

Chung Kim Hoa

華人客戶部經理

+84 28 3622 6868 ext 3828

hoa.chung@yuanta.com.vn

Nguyễn Đức Hoàn

河內南部營業中心經理

+84 28 3622 6868 ext 3409

hoan.nguyen@yuanta.com.vn

Nguyễn Mạnh Hoạt

堤岸分行經理

+84 28 3622 6868 ext 3847

hoat.nguyen@yuanta.com.vn

Đinh Thị Thu Cúc

頭頓分行經理

+84 28 3622 6868 ext 3203

cuc.dinh@yuanta.com.vn



We Create **Fortune**

Appendix A: Important Disclosures

Analyst Certification

Each research analyst primarily responsible for the content of this research report, in whole or in part, certifies that with respect to each security or issuer that the analyst covered in this report: (1) all of the views expressed accurately reflect his or her personal views about those securities or issuers; and (2) no part of his or her compensation was, is, or will be, directly or indirectly, related to the specific recommendations or views expressed by that research analyst in the research report.

Ratings Definitions

BUY: We have a positive outlook on the stock based on our expected absolute or relative return over the investment period. Our thesis is based on our analysis of the company's outlook, financial performance, catalysts, valuation and risk profile. We recommend investors add to their position.

HOLD-Outperform: In our view, the stock's fundamentals are relatively more attractive than peers at the current price. Our thesis is based on our analysis of the company's outlook, financial performance, catalysts, valuation and risk profile.

HOLD-Underperform: In our view, the stock's fundamentals are relatively less attractive than peers at the current price. Our thesis is based on our analysis of the company's outlook, financial performance, catalysts, valuation and risk profile.

SELL: We have a negative outlook on the stock based on our expected absolute or relative return over the investment period. Our thesis is based on our analysis of the company's outlook, financial performance, catalysts, valuation and risk profile. We recommend investors reduce their position.

Under Review: We actively follow the company, although our estimates, rating and target price are under review.

Restricted: The rating and target price have been suspended temporarily to comply with applicable regulations and/or Yuanta policies.

Note: Yuanta research coverage with a Target Price is based on an investment period of 12 months. Greater China Discovery Series coverage does not have a formal 12 month Target Price and the recommendation is based on an investment period specified by the analyst in the report.

Global Disclaimer

© 2018 Yuanta. All rights reserved. The information in this report has been compiled from sources we believe to be reliable, but we do not hold ourselves responsible for its completeness or accuracy. It is not an offer to sell or solicitation of an offer to buy any securities. All opinions and estimates included in this report constitute our judgment as of this date and are subject to change without notice.

This report provides general information only. Neither the information nor any opinion expressed herein constitutes an offer or invitation to make an offer to buy or sell securities or other investments. This material is prepared for general circulation to clients and is not intended to provide tailored investment advice and does not take into account the individual financial situation and objectives of any specific person who may receive this report. Investors should seek financial advice regarding the appropriateness of investing in any securities, investments or investment strategies discussed or recommended in this report. The information contained in this report has been compiled from sources believed to be reliable but no representation or warranty, express or implied, is made as to its accuracy, completeness or correctness. This report is not (and should not be construed as) a solicitation to act as securities broker or dealer in any jurisdiction by any person or company that is not legally permitted to carry on such business in that jurisdiction.

Yuanta research is distributed in the United States only to Major U.S. Institutional Investors (as defined in Rule 15a-6 under the Securities Exchange Act of 1934, as amended and SEC staff interpretations thereof). All transactions by a US person in the securities mentioned in this report must be effected through a registered broker-dealer under Section 15 of the Securities Exchange Act of 1934, as amended. Yuanta research is distributed in Taiwan by Yuanta Securities Investment Consulting. Yuanta research is distributed in Hong Kong by Yuanta Securities (Hong Kong) Co. Limited, which is licensed in Hong Kong by the Securities and Futures Commission for regulated activities, including Type 4 regulated activity (advising on securities). In Hong Kong, this research report may not be redistributed, retransmitted or disclosed, in whole or in part or and any form or manner, without the express written