當日市場：市場復甦，流動性減弱

2021/11/23

市場走勢			
市場指數	VNI	HNI	UPCOM
收盤	1,463.63	448.60	113.03
%日	1.13%	0.90%	0.96%
%週	-0.19%	-0.81%	1.39%
%月	5.35%	14.67%	12.62%
%年	47.22%	202.74%	69.49%
成交值(Bil.VND)			
當日	25,994	3,754	1,986
日均量/週	33,520	4,766	3,403
日均量/月	30,889	4,310	3,009
外資進出			
買進	1,344.37	14.18	42.42
賣出	1,117.51	16.64	18.11
買賣超	226.86	-2.47	24.32
市場漲跌家數			
上漲	243	159	115
下跌	120	98	242
持平	53	95	546
市場指標			
P/E	17.05	23.62	24.72
總市值(兆盾)	5,660	481	1,467
股息殖利	1.31%	2.47%	2.97%

資料源: *Bloomberg – YSVN*

VNINDEX



HNXINDEX



市場走勢

金融股帶領漲勢，市場持續回暖。VNI-Index 收漲 1.13% 至 1,463.63 點，HNX-Index 上漲 0.9%，Upcom-Index 上漲 0.96%。3 大市場的交易額均降至 29 兆 3200 億越南盾。

當天的重點是證券，許多股票漲停並創造了新的峰值，如 SSI、VND 或 HCM、ORS、AGR、FTS、VCI 均上漲 3% 以上。同時，低價需求也參與了 GVR、MSN、GAS、BVH、KDH 等之前跌幅較大的股票類別，但流動性下降顯示出該類股票的現金流偏弱。ACB、CTG、HDB、MBB、STB、TCB 小幅下跌，而 TPB（+4.7%）、VCB（+0.3%）價格上漲，銀行股在最近幾個交易日再次成為市場的支撐。

外資買超，價值超過 2480 億越南盾，其中 VHM（750 億）、MSN（730 億）、FUESSVFL（540 億）是外資積極買進的股票。另一方面，SSI（1920 億）、VPB（1040 億）、VNM（730 億）領先於賣超列表。

市場短期觀點

我們認為下個交易日大盤可能會下跌，VN-Index 可能會在 1,456 點附近（即 20 天移動平均線附近）上下波動。同時，市場仍處於調整的階段，現金流可能會繼續走弱，並在各類股票之間分化。積極的是，大型股仍然是大盤的主要支撐，因此主要指數很難有強勁的下跌。 然而，短期風險仍然很高。

整體市場短期走勢仍為下跌。因此，我們建議短線投資者可以利用市場回漲的機會，將持股比例降低至投資組合的 45-50%。

請在 https://ysradar.yuanta.com.vn/查看有關股票的信號。

熱點股票技術分析

PTKT: SSI
SSI kỳ vọng đang ở sóng tăng 3 của chân sóng từ 38,100 đồng với kháng cự tại 55,200 tương ứng cận trên của kênh giá và mức 161.8% Fibo Projection. Khu vực hỗ trợ mạnh cho SSI nơi nhà đầu tư có thể xem xét tham gia trở lại là vùng 45,000-47,000.
Hỗ trợ: 47,000 / 45,000
Kháng cự: 55,200 / 57,500

技術分析圖

指數技術分析圖 VN-Index

指數技術分析圖 HNX-Index

指數	短期趨勢	中期趨勢	阻力區 1	阻力區 2	支撐區 1	支撐區 2
VN-Index	下跌	上漲	1480	1500	1210	970
HNX-Index	上漲	上漲	470	500	300	180
VN30	下跌	上漲	1550	1570	1445	960
VNMidcaps	上漲	上漲	1,730	1800	1650	963
VNSmallcaps	上漲	上漲	1430	1450	1400	804

胡志明市交易所 (HSX)

	收盤	漲跌%
VNI	1463.63	1.13%
VN30	1533.12	1.06%
VN Mid	2005.52	0.67%
VN Small	2026.05	1.64%

外資交易	成交值 (Bil.VND)
買進	1344.37
賣出	1117.51
買超/賣超	226.86

上漲排名/股碼	漲跌(VND)	漲跌%
SSI	3400	7.00%
VOS	1350	6.99%
NTL	2500	6.99%
IDI	1300	6.99%
ELC	1600	6.99%

下跌排名/股碼	漲跌(VND)	漲跌%
DLG	-520	-6.99%
GEX	-3300	-6.95%
HAP	-1200	-6.94%
DC4	-1600	-6.90%
SAM	-1550	-6.87%

*備註：市值>5,000 億盾；成交值>15 億盾

市值排名/股碼	Bil.VND
VCB	366,437
VIC	360,734
VHM	352,704
HPG	217,608
GAS	195,414

交易量排名/股碼	成交值	30 日均
SSI	37,416,800	20,143,062
HAG	35,835,000	26,661,857
ITA	30,421,100	21,148,267
HQC	26,555,300	29,621,919
FLC	24,951,600	27,376,033

資料源: BloomBerg & Yuanta Research

河內交易所 (HSX)

	收盤	漲跌%
HNI	448.6	0.90%
HN30	743.07	1.26%
VNX AllSh	1512.48	1.01%

外資交易	成交值 (Bil.VND)
買進	14.18
賣出	16.64
買超/賣超	-2.47

上漲排名/股碼	漲跌(VND)	漲跌%
PVC	1100	9.24%
CEO	2600	8.84%
SCI	3400	8.63%
HOM	800	8.60%
BTS	900	7.83%

下跌排名/股碼	漲跌(VND)	漲跌%
CCR	-4000	-9.98%
L14	-18300	-7.62%
SD9	-1200	-6.49%
SDA	-4000	-6.15%
OCH	-400	-4.26%

市值排名/股碼	Bil.VND
THD	81,865
IDC	26,400
KSF	21,600
VCS	19,360
BAB	18,904

交易量排名/股碼	成交值	30 日均
HUT	14,107,705	3,374,466
SHS	12,209,945	8,513,034
ART	7,304,641	6,740,259
PVS	7,281,560	11,676,896
KLF	6,558,139	9,788,461

資料源: BloomBerg & Yuanta Research

UPCOM 市場 (UPCoM)

	收盤	漲跌%
UPCoM	113.03	0.96%

外資交易	成交值 (Bil.VND)
買進	42.42
賣出	18.11
買超/賣超	24.32

上漲排名/股碼	漲跌(VND)	漲跌%
LIC	6991	10.58%
TBD	9650	9.12%
VEA	1855	4.27%
DGT	1528	4.10%
ABI	1826	2.97%

下跌排名/股碼	漲跌(VND)	漲跌%
HRT	-1202	-13.21%
VHG	-600	-8.96%
MVC	-1152	-7.43%
MVC	-1152	-7.43%
SGI	-2003	-6.16%

市值排名/股碼	Bil.VND
ACV	186,791
MCH	82,210
BSR	64,698
VEA	57,637
PGV	40,756

交易量排名/股碼	成交值	30 日均
SBS	11,393,018	8,205,109
BSR	7,521,151	14,299,336
HHV	6,644,525	11,232,040
VHG	4,829,479	6,611,417
VGT	4,631,469	7,375,951

資料源: BloomBerg & Yuanta Research

各行業板塊的交易走勢

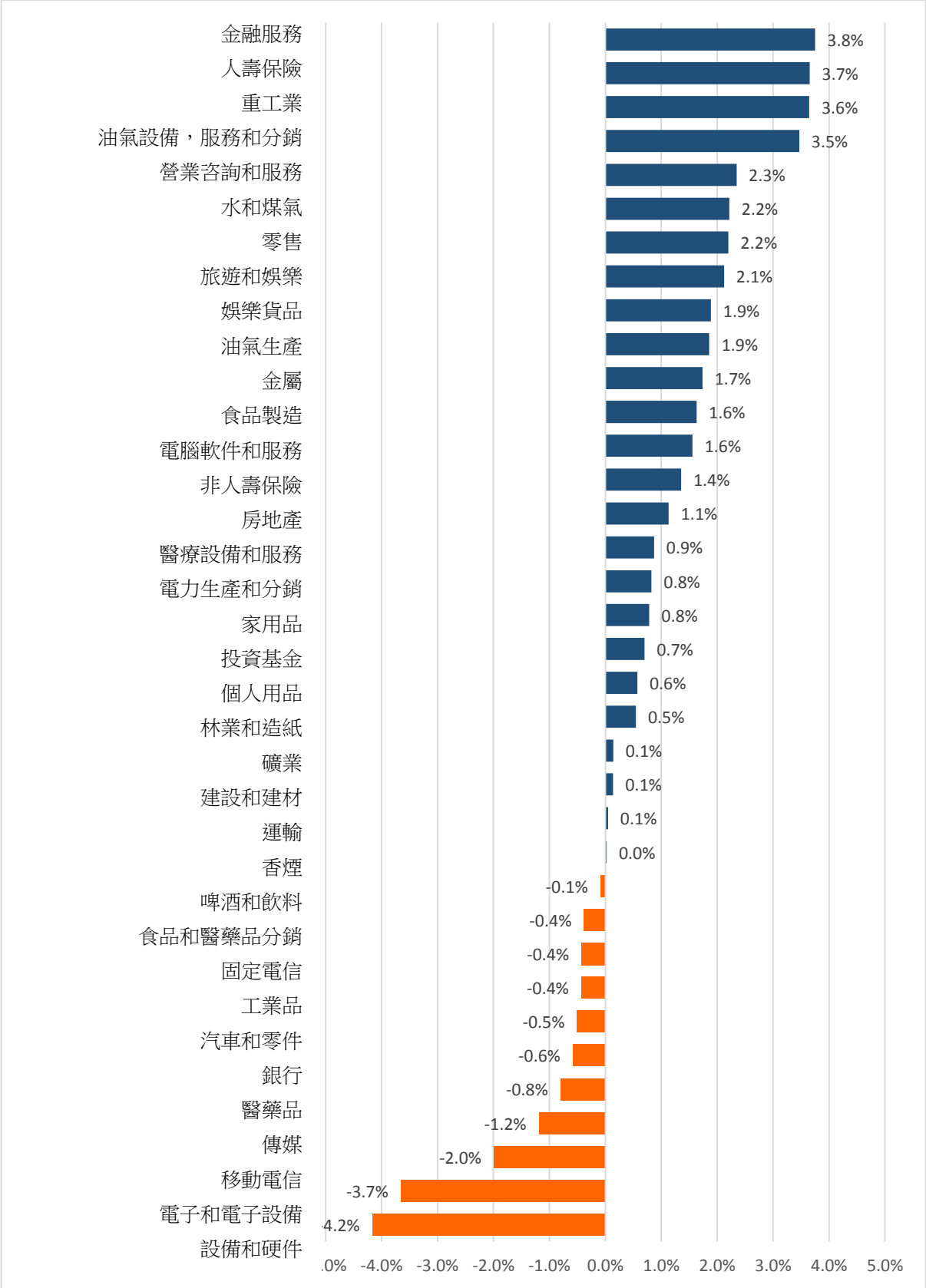

資料源:: FiinPro – YSVN

外資買進賣統計

HSX 外資每日買/賣超

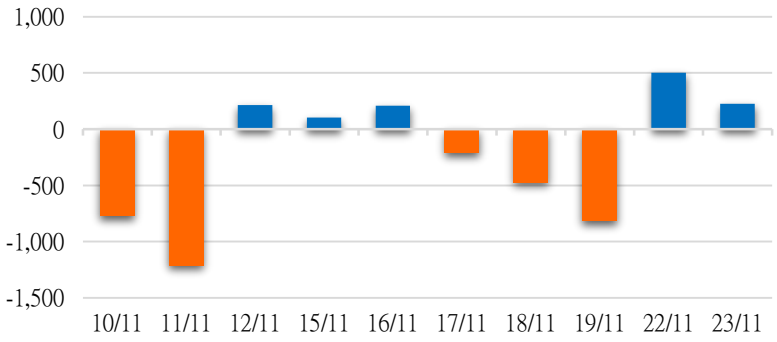

證券代碼	買超金額 (Mil.VND)	證券代碼	賣超金額 (Mil.VND)
VHM	74,875	SSI	192,346
MSN	72,564	VPB	104,028
FUESSVFL	53,876	VNM	73,007
VRE	46,030	HCM	71,039
VCB	31,141	NKG	27,989

HSX 外資買/賣超的前 5 名

HNX外資每日買/賣超

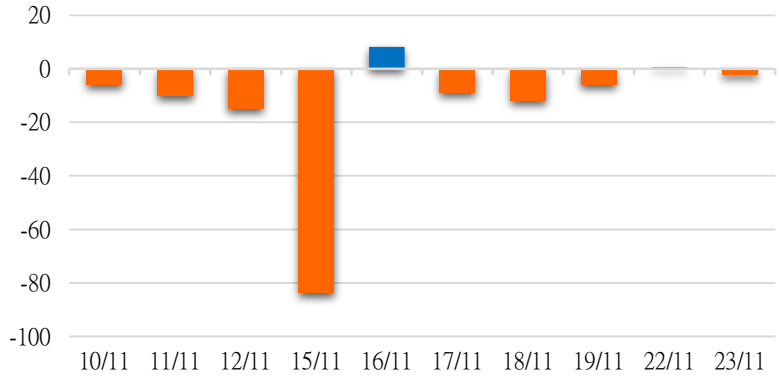

證券代碼	買超金額 (Mil.VND)	證券代碼	賣超金額 (Mil.VND)
THD	2,983	CEO	7,914
SHS	2,867	API	1,862
PCG	1,159	VHL	772
DP3	574	KLF	584
PGS	421	APS	559

HNX 外資買/賣超的前 5 名

UPCOM外資每日買/賣超

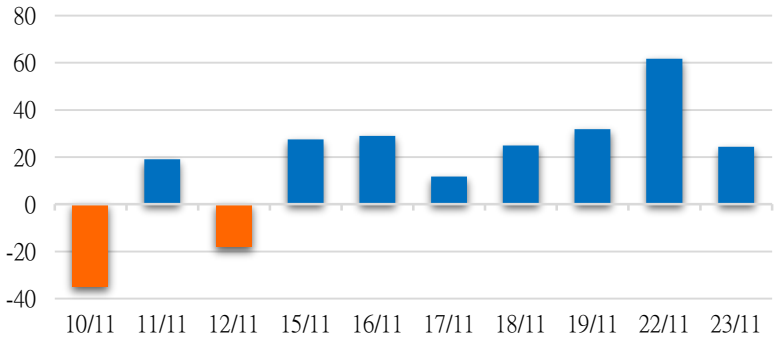

證券代碼	買超金額 (Mil.VND)	證券代碼	賣超金額 (Mil.VND)
QNS	18,338	LTG	6,823
CTR	6,456	SBS	546
VEA	1,622	MCH	433
NTC	1,565	SGP	372
BVB	1,118	HTG	283

UPCOM 外資買/賣超的前 5 名

源: FiinPro – YSVN

自營統計

證券代碼	買超金額 (Mil.VND)	證券代碼	賣超金額 (Mil.VND)
KDH	104,800	MSN	61,154
VNM	21,682	MWG	48,894
FPT	17,399	VND	44,997
CTG	16,620	GAS	18,206
HPG	15,686	SSI	14,563

券商自營交易最大前名

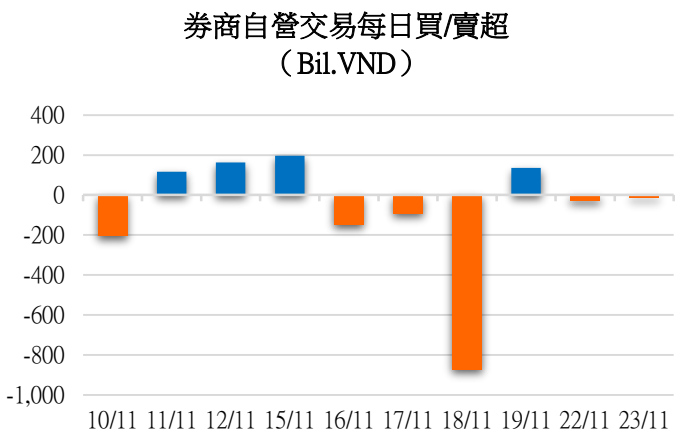

越南證券市場投資人類別統計

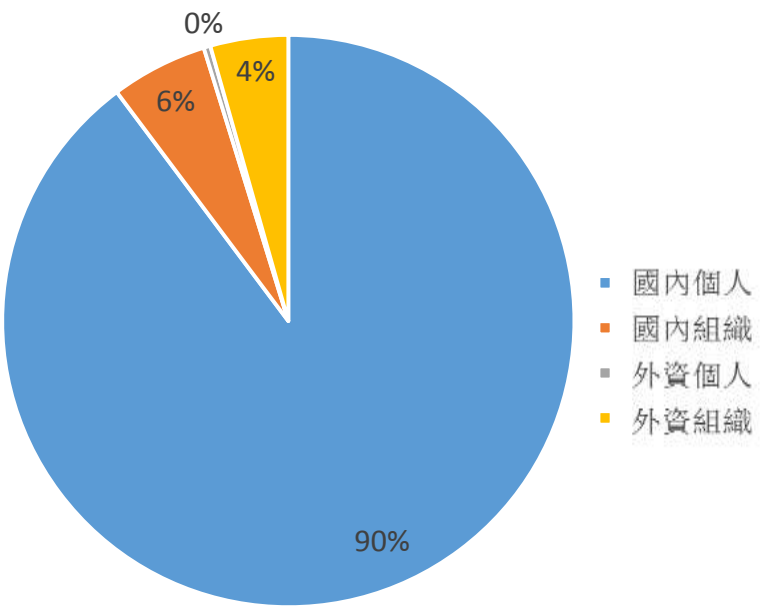

資料源: FiinPro – YSVN

東南亞主要市場走勢比較

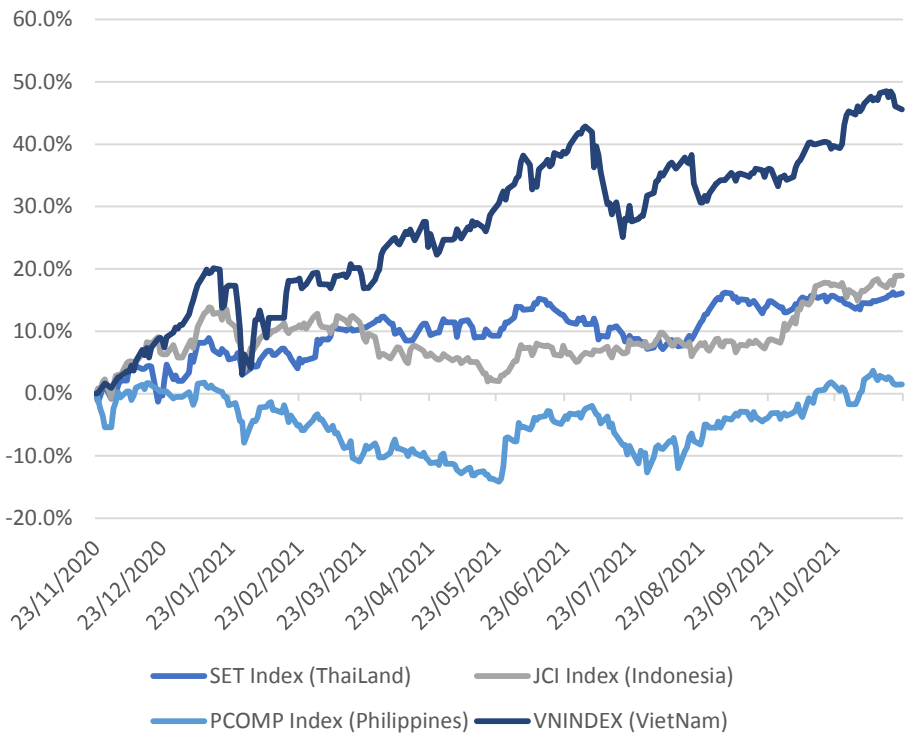

東南亞主要市場數據

		Thailand	Indonesia	Philippines	Vietnam
P/B		1.8x	2.0x	1.8x	2.7x
P/E		19.8x	26.21	24.4x	17.4x
ROE	%	7.83	6.95	7.69	15.66
ROA	%	1.97	1.60	1.73	2.50
Vốn hóa	Tỷ USD	582.52	580.70	192.00	248.21
GTGD	Triệu USD	2.62	0.86	0.08	1.51
LS cổ tức	%	2.67	1.83	1.52	1.17

源：Bloomberg & YSVN

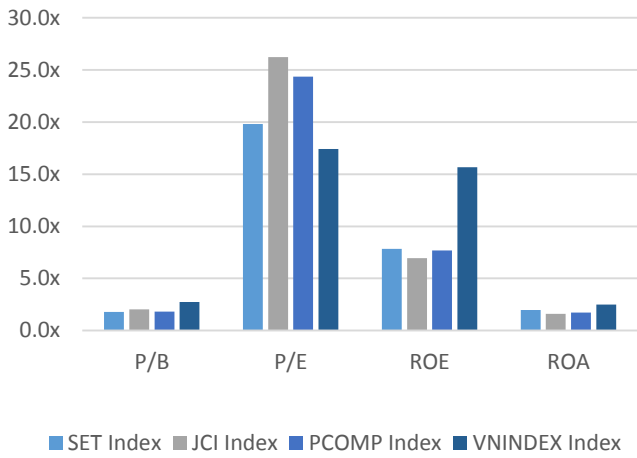

元大證券（越南）公司

個人客戶分析部

Nguyễn Th ế Minh
研究分析經理
+84 28 3622 6868 ext 3826
minh.nguyen@yuanta.com.vn

Lý Thị Hi ề n
研究分析主管
+84 28 3622 6868 ext 3908
hien.ly@yuanta.com.vn

Quách Đức Khánh
高級分析專員
+84 28 3622 6868 ext 3833
khanh.quach@yuanta.com.vn

Phạm Tấn Phát
高級分析專員
+84 28 3622 6868 ext 3880
phat.pham@yuanta.com.vn

Nguyễn Trịnh Ngọc Hồng
分析專員
+84 28 3622 6868 ext 3832
hong.nguyen@yuanta.com.vn

個人客戶業務部

Nguyễn Thanh Tùng
總公司業務經理
+84 28 3622 6868 ext 3609
tung.nguyen@yuanta.com.vn

Nguyễn Việt Quang
河內分行經理
+84 28 3622 6868 ext 3404
quang.nguyen@yuanta.com.vn

Võ Thị Thu Thủy
平陽分行經理
+84 28 3622 6868 ext 3505
thuy.vo@yuanta.com.vn

Nguyễn Mạnh Hoạt
堤岸分行經理
+84 28 3622 6868 ext 3847
hoat.nguyen@yuanta.com.vn

Bùi Quốc Phong
同奈分行經理
+84 28 3622 6868
phong.bui@yuanta.com.vn

Chung Kim Hoa
華人客戶部經理
+84 28 3622 6868 ext 3828
hoa.chung@yuanta.com.vn

Đinh Thị Thu Cúc
頭頓分行經理
+84 28 3622 6868 ext 3203
cuc.dinh@yuanta.com.vn

Võ Đình Tuấn
峴港分行經理
+84 28 3622 6868 ext 3301
tuan.vo@yuanta.com.vn

Nguyễn Đức Hoàn
河內南部營業中心經理
+84 28 3622 6868 ext 3409
hoan.nguyen@yuanta.com.vn

Appendix A: Important Disclosures

Analyst Certification

Each research analyst primarily responsible for the content of this research report, in whole or in part, certifies that with respect to each security or issuer that the analyst covered in this report: (1) all of the views expressed accurately reflect his or her personal views about those securities or issuers; and (2) no part of his or her compensation was, is, or will be, directly or indirectly, related to the specific recommendations or views expressed by that research analyst in the research report.

Ratings Definitions

BUY: We have a positive outlook on the stock based on our expected absolute or relative return over the investment period. Our thesis is based on our analysis of the company's outlook, financial performance, catalysts, valuation and risk profile. We recommend investors add to their position.

HOLD-Outperform: In our view, the stock's fundamentals are relatively more attractive than peers at the current price. Our thesis is based on our analysis of the company's outlook, financial performance, catalysts, valuation and risk profile.

HOLD-Underperform: In our view, the stock's fundamentals are relatively less attractive than peers at the current price. Our thesis is based on our analysis of the company's outlook, financial performance, catalysts, valuation and risk profile.

SELL: We have a negative outlook on the stock based on our expected absolute or relative return over the investment period. Our thesis is based on our analysis of the company's outlook, financial performance, catalysts, valuation and risk profile. We recommend investors reduce their position.

Under Review: We actively follow the company, although our estimates, rating and target price are under review.

Restricted: The rating and target price have been suspended temporarily to comply with applicable regulations and/or Yuanta policies.

Note: Yuanta research coverage with a Target Price is based on an investment period of 12 months. Greater China Discovery Series coverage does not have a formal 12 month Target Price and the recommendation is based on an investment period specified by the analyst in the report.

Global Disclaimer

© 2018 Yuanta. All rights reserved. The information in this report has been compiled from sources we believe to be reliable, but we do not hold ourselves responsible for its completeness or accuracy. It is not an offer to sell or solicitation of an offer to buy any securities. All opinions and estimates included in this report constitute our judgment as of this date and are subject to change without notice.

This report provides general information only. Neither the information nor any opinion expressed herein constitutes an offer or invitation to make an offer to buy or sell securities or other investments. This material is prepared for general circulation to clients and is not intended to provide tailored investment advice and does not take into account the individual financial situation and objectives of any specific person who may receive this report. Investors should seek financial advice regarding the appropriateness of investing in any securities, investments or investment strategies discussed or recommended in this report. The information contained in this report has been compiled from sources believed to be reliable but no representation or warranty, express or implied, is made as to its accuracy, completeness or correctness. This report is not (and should not be construed as) a solicitation to act as securities broker or dealer in any jurisdiction by any person or company that is not legally permitted to carry on such business in that jurisdiction.

Yuanta research is distributed in the United States only to Major U.S. Institutional Investors (as defined in Rule 15a-6 under the Securities Exchange Act of 1934, as amended and SEC staff interpretations thereof). All transactions by a US person in the securities mentioned in this report must be effected through a registered broker-dealer under Section 15 of the Securities Exchange Act of 1934, as amended. Yuanta research is distributed in Taiwan by Yuanta Securities Investment Consulting. Yuanta research is distributed in Hong Kong by Yuanta Securities (Hong Kong) Co. Limited, which is licensed in Hong Kong by the Securities and Futures Commission for regulated activities, including Type 4 regulated activity (advising on securities). In Hong Kong, this research report may not be redistributed, retransmitted or disclosed, in whole or in part or and any form or manner, without the express written