


市場走勢

市場指數	VNI	HNI	UPCOM
收盤	1,500.81	459.67	114.61
%日	0.80%	0.90%	-0.03%
%週	2.11%	-1.93%	0.96%
%月	8.33%	16.11%	13.57%
%年	50.09%	210.40%	72.09%
成交值(Bil.VND)			
當日	31,582	3,408	2,268
日均量/週	34,843	4,514	3,190
日均量/月	31,117	4,253	2,965
外資進出			
買進	1,519.37	22.84	49.89
賣出	2,477.98	44.79	11.31
買賣超	-958.62	-21.95	38.59
市場漲跌家數			
上漲	219	125	184
下跌	142	120	183
持平	55	107	536
市場指標			
P/E	17.54	24.16	25.01
總市值 (兆盾)	5,823	492	1,483
股息殖利 ²	1.27%	2.49%	2.99%

資料源: Bloomberg - YSVN

VNINDEX



HNIINDEX



市場走勢

不斷流轉和變化的資金流幫助指數上漲。具體而言，VNI-Index 收漲 0.8%，報 1,500.81 點，HNX-Index 上漲 0.9%，而 Upcom-Index 則反方向略低於參考點。當天的 3 大市場的交易額達到 34 兆 3,290 億越南盾。

銀行股在之前的強勁上漲之後當天普遍回調，HDB (-3%)、BID (-1.5%) 是該類股中跌幅最大的股票，而 VCB (+2.2%)、VPB (+1.2%) 逆行上漲。當天的重點是藍籌股，如 FPT (+2.1%)、SSI (+3.4%)、PDR (+4.2%)、GVR (+1.6%) 等。

從行業來看，房地產、銀行和金融服務是對指數漲幅影響最大的板塊。

外資賣超，價值超過 9410 億越南盾，其中 VPB (3460 億)、HPG (1950 億)、MSN (1440 億) 是外資拋售最多的股票。另一方面，STB (730 億)、CTG (580 億)、VCB (570 億) 在買超列表領先。

市場短期觀點

我們認為下個交易日市場可能會繼續調整，VN-Index 仍將在 1,500 點附近震盪，並且可能會重新測試最近的支撐位 1,480-1,485 點。同時，短期現金流出現走弱跡象，表明市場在未來 1-2 個交易日內可能會出現連續回調。此外，情緒指標仍處於悲觀區域，表明短線投資者需要在強勁的上漲趨勢中限制追買。

市場短期走勢仍維持中性。同時，我們將 VNMidcaps 的短期趨勢轉為上漲。因此，我們建議短線投資者在上漲跨度中限制追漲，趁回調將持股比例提升至平衡水平。

請在 <https://ysradar.yuanta.com.vn/> 查看有關股票的信號。



We Create Fortune

熱點股票技術分析





We Create Fortune

熱點股票技術分析



We Create Fortune

技術分析圖



指數技術分析圖 VN-Index



指數技術分析圖 HNX-Index

指數	短期趨勢	中期趨勢	阻力區 1	阻力區 2	支撐區 1	支撐區 2
VN-Index	中性	上漲	1500	1530	1210	970
HNX-Index	上漲	上漲	470	500	300	180
VN30	上漲	上漲	1550	1570	1445	960
VNMidcaps	上漲	上漲	1,730	1800	1650	963
VNSmallcaps	上漲	上漲	1430	1450	1400	804

We Create Fortune

胡志明市交易所 (HSX)

	收盤	漲跌%
VNI	1500.81	0.80%
VN30	1572.46	0.46%
VN Mid	2086.48	1.93%
VN Small	2056.61	1.37%

河內交易所 (HSX)

	收盤	漲跌%
HNI	459.67	0.90%
HN30	768.66	1.53%
VNX AllSh	1554.35	0.85%

UPCOM 市場 (UPCoM)

	收盤	漲跌%
UPCoM	114.61	-0.03%

外資交易	成交值 (Bil.VND)
買進	1519.37
賣出	2477.98
買超/賣超	-958.62

外資交易	成交值 (Bil.VND)
買進	22.84
賣出	44.79
買超/賣超	-21.95

外資交易	成交值 (Bil.VND)
買進	49.89
賣出	11.31
買超/賣超	38.59

上漲排名/ 股碼	漲跌(VND)	漲跌%
ABS	1750	7.00%
BSI	3250	6.99%
HPX	2500	6.98%
DIG	4400	6.97%
CKG	2400	6.97%

上漲排名/ 股碼	漲跌(VND)	漲跌%
L14	23700	10.00%
SDA	6300	10.00%
CEO	3500	9.94%
GKM	3000	9.84%
HVT	5400	9.61%

上漲排名/ 股碼	漲跌(VND)	漲跌%
LIC	12600	15.00%
BOT	2776	14.16%
DFF	3932	13.89%
VEF	15537	7.29%
TTN	1620	6.75%

下跌排名/ 股碼	漲跌(VND)	漲跌%
TTA	-1000	-5.49%
TTA	-1000	-5.49%
HDB	-1000	-2.99%
TDH	-350	-2.86%
CSM	-600	-2.79%

下跌排名/ 股碼	漲跌(VND)	漲跌%
VC3	-2800	-4.93%
API	-3100	-3.44%
SRA	-400	-3.25%
HLD	-1300	-3.00%
NVB	-700	-2.23%

下跌排名/ 股碼	漲跌(VND)	漲跌%
TBD	-6415	-5.08%
TID	-2694	-4.25%
EIN	-449	-2.25%
SGI	-690	-2.20%
MCM	-1333	-2.19%

*備註：市值>5,000 億盾；成交值>15 億盾

市值排名/ 股碼	Bil.VND
VCB	388,690
VHM	364,461
VIC	358,071
HPG	217,608
GAS	197,137

市值排名/ 股碼	Bil.VND
THD	84,280
IDC	25,230
KSF	21,570
VCS	19,456
BAB	19,054

市值排名/ 股碼	Bil.VND
ACV	184,725
MCH	83,759
BSR	68,022
VEA	60,844
PGV	40,614

交易量排名/ 股碼	成交值	30 日均
VPB	35,369,399	10,537,804
FLC	35,333,400	27,068,448
TCH	32,436,200	9,925,517
STB	28,507,400	19,590,657
VIX	27,729,035	6,991,683

交易量排名/ 股碼	成交值	30 日均
HUT	16,681,218	3,323,589
SHS	12,024,326	8,783,957
ART	7,281,112	6,717,735
KLF	6,278,256	9,474,006
PVS	5,835,628	11,219,619

交易量排 名/股碼	成交值	30 日均
HHV	13,923,706	10,837,036
BSR	7,804,548	13,770,614
SBS	6,046,923	8,290,507
VHG	4,928,140	6,423,836
VGT	4,584,936	7,091,173

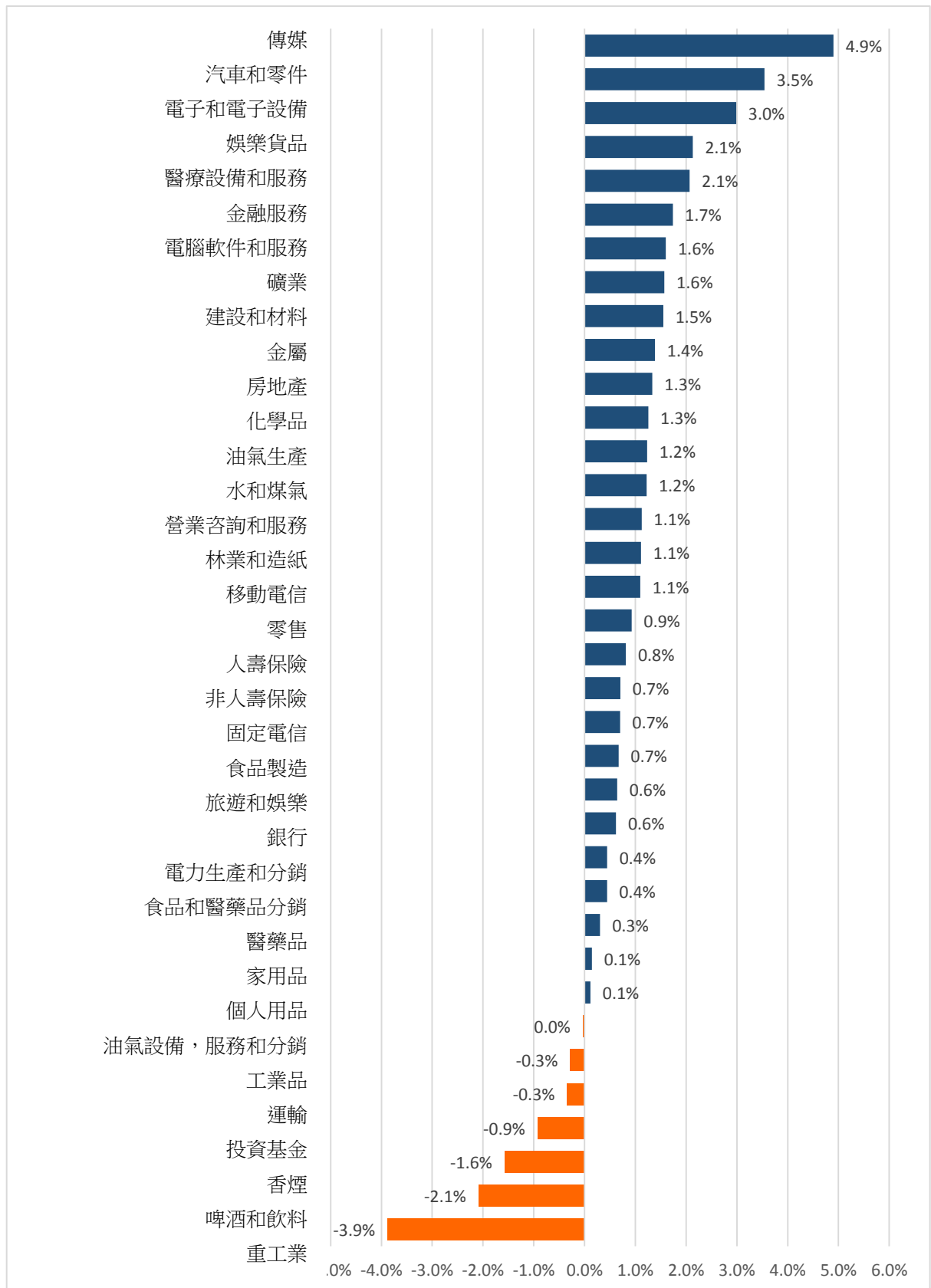
資料源: Bloomberg & Yuanta Research

資料源: Bloomberg & Yuanta Research

資料源: Bloomberg & Yuanta Research

We Create Fortune

各行業板塊的交易走勢



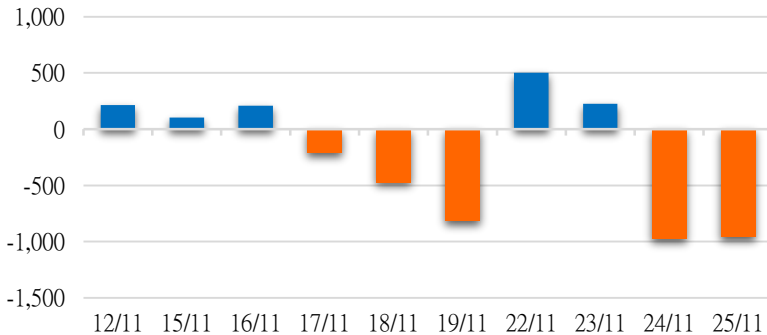
資料源: FimPro - YSVN



We Create Fortune

外資買進賣統計

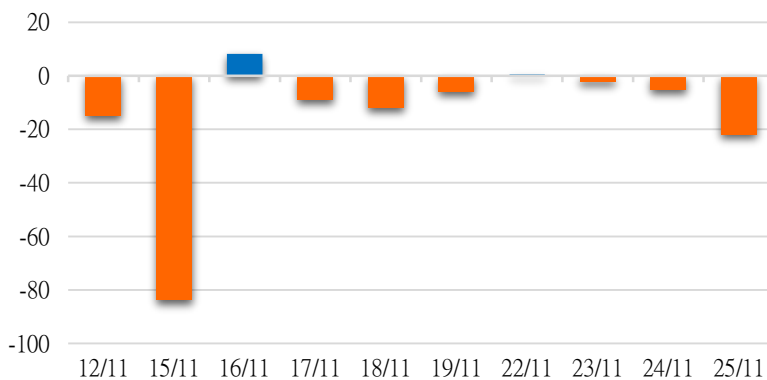
HSX 外資每日買/賣超



證券代碼	買超金額 (Mil.VND)	證券代碼	賣超金額 (Mil.VND)
STB	72,539	VPB	345,594
CTG	57,618	HPG	194,858
VCB	57,490	MSN	144,423
KBC	47,773	TCH	111,816
VHC	39,111	VHM	92,172

HSX 外資買/賣超的前 5 名

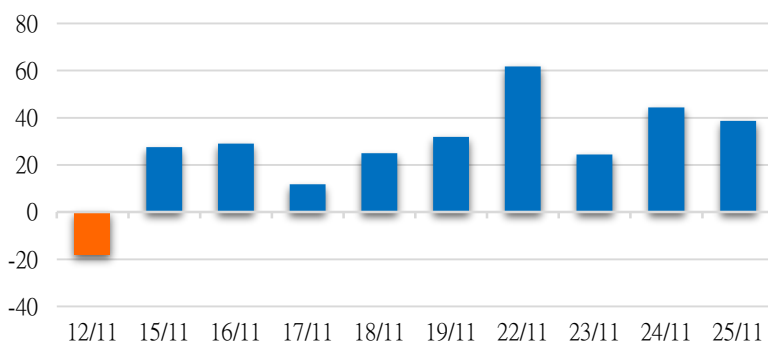
HNX 外資每日買/賣超



證券代碼	買超金額 (Mil.VND)	證券代碼	賣超金額 (Mil.VND)
SHS	7,975	CEO	20,077
BVS	1,387	THD	5,781
VCS	1,184	NVB	4,659
TDN	1,114	API	2,615
NDN	799	ART	1,155

HNX 外資買/賣超的前 5 名

UPCOM 外資每日買/賣超



證券代碼	買超金額 (Mil.VND)	證券代碼	賣超金額 (Mil.VND)
QNS	20,284	LTG	3,027
NTC	9,797	TTN	2,169
CTR	8,299	BSR	950
IDP	2,659	MSR	426
ABI	511	ACV	421

UPCOM 外資買/賣超的前 5 名

源: FiinPro - YSVN

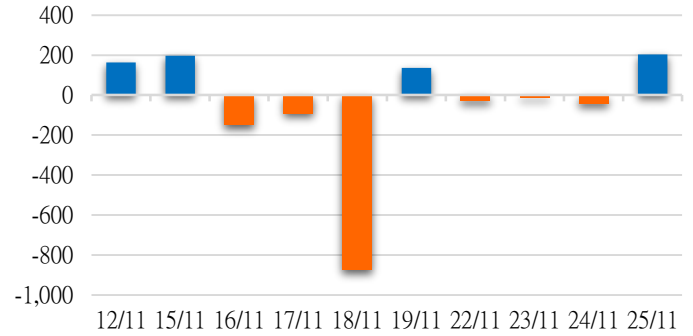
We Create Fortune

自營統計

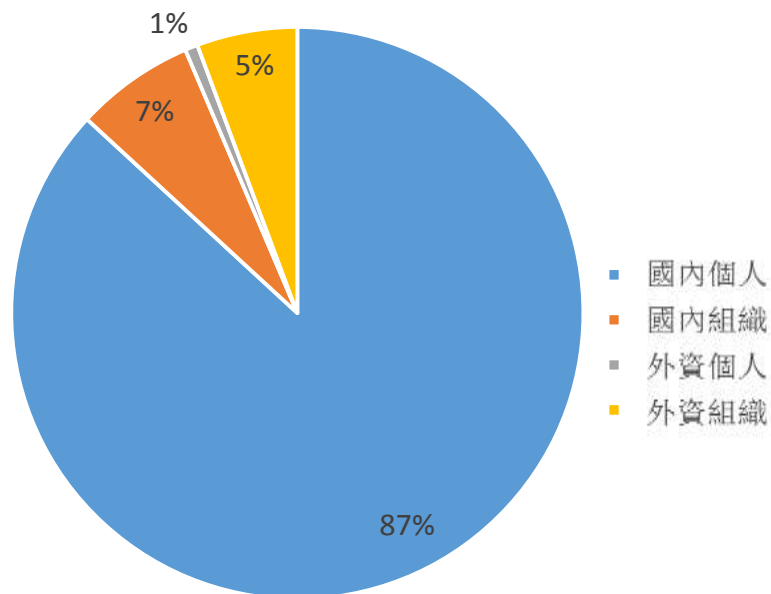
證券代碼	買超金額 (Mil.VND)	證券代碼	賣超金額 (Mil.VND)
VHM	89,930	VND	44,033
VIC	59,466	FPT	39,185
MSN	55,725	LPB	30,066
HPG	28,273	KDH	17,757
E1VFN30	24,892	VNM	15,197

券商自營交易最大前名

券商自營交易每日買/賣超 (Bil.VND)



越南證券市場投資人類別統計

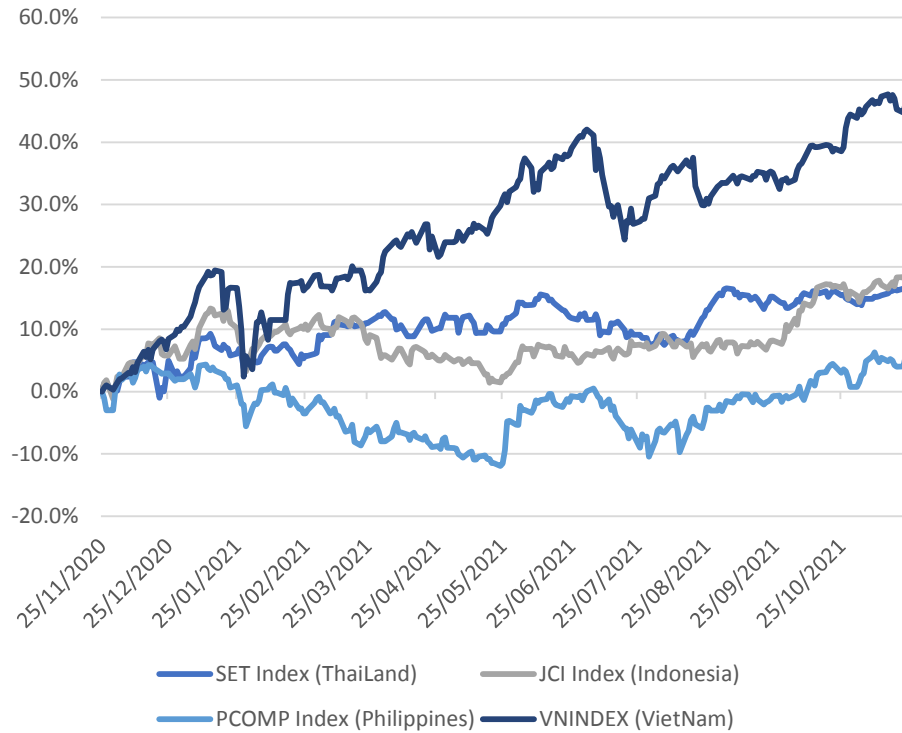


資料源: FiinPro - YSVN



We Create Fortune

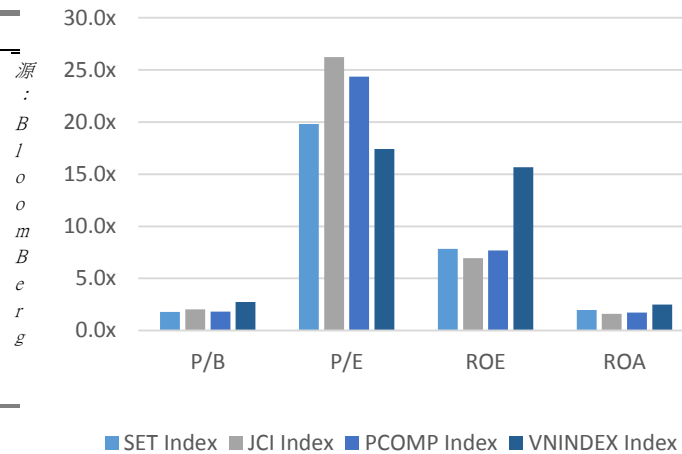
東南亞主要市場走勢比較



東南亞主要市場數據

		Thailand	Indonesia	Philippines	Vietnam
P/B		1.8x	2.0x	1.8x	2.8x
P/E		19.9x	26.26	24.4x	17.7x
ROE	%	7.82	6.94	7.69	15.66
ROA	%	1.97	1.59	1.73	2.50
Vốn hóa	Tỷ USD	577.05	576.76	196.17	250.94
GTGD	Triệu USD	2.46	0.76	0.11	1.06
LS cổ tức	%	2.67	1.83	1.51	1.15

& YSVN



源：
I
o
m
B
e
r
g

■ SET Index ■ JCI Index ■ PCOMP Index ■ VNINDEX Index



We Create Fortune

元大證券（越南）公司

個人客戶分析部

Nguyễn Thế Minh

研究分析經理

+84 28 3622 6868 ext 3826

minh.nguyen@yuanta.com.vn

Quách Đức Khánh

高級分析專員

+84 28 3622 6868 ext 3833

khanh.quach@yuanta.com.vn

Nguyễn Trịnh Ngọc Hồng

分析專員

+84 28 3622 6868 ext 3832

hong.nguyen@yuanta.com.vn

Lý Thị Hiền

研究分析主管

+84 28 3622 6868 ext 3908

hien.ly@yuanta.com.vn

Phạm Tấn Phát

高級分析專員

+84 28 3622 6868 ext 3880

phat.pham@yuanta.com.vn

個人客戶業務部

Nguyễn Thanh Tùng

總公司業務經理

+84 28 3622 6868 ext 3609

tung.nguyen@yuanta.com.vn

Nguyễn Việt Quang

河內分行經理

+84 28 3622 6868 ext 3404

quang.nguyen@yuanta.com.vn

Bùi Quốc Phong

同奈分行經理

+84 28 3622 6868

phong.bui@yuanta.com.vn

Võ Đình Tuấn

峴港分行經理

+84 28 3622 6868 ext 3301

tuan.vo@yuanta.com.vn

Võ Thị Thu Thủy

平陽分行經理

+84 28 3622 6868 ext 3505

thuy.vo@yuanta.com.vn

Chung Kim Hoa

華人客戶部經理

+84 28 3622 6868 ext 3828

hoa.chung@yuanta.com.vn

Nguyễn Đức Hoàn

河內南部營業中心經理

+84 28 3622 6868 ext 3409

hoan.nguyen@yuanta.com.vn

Nguyễn Mạnh Hoạt

堤岸分行經理

+84 28 3622 6868 ext 3847

hoat.nguyen@yuanta.com.vn

Đinh Thị Thu Cúc

頭頓分行經理

+84 28 3622 6868 ext 3203

cuc.dinh@yuanta.com.vn

Appendix A: Important Disclosures

Analyst Certification

Each research analyst primarily responsible for the content of this research report, in whole or in part, certifies that with respect to each security or issuer that the analyst covered in this report: (1) all of the views expressed accurately reflect his or her personal views about those securities or issuers; and (2) no part of his or her compensation was, is, or will be, directly or indirectly, related to the specific recommendations or views expressed by that research analyst in the research report.

Ratings Definitions

BUY: We have a positive outlook on the stock based on our expected absolute or relative return over the investment period. Our thesis is based on our analysis of the company's outlook, financial performance, catalysts, valuation and risk profile. We recommend investors add to their position.

HOLD-Outperform: In our view, the stock's fundamentals are relatively more attractive than peers at the current price. Our thesis is based on our analysis of the company's outlook, financial performance, catalysts, valuation and risk profile.

HOLD-Underperform: In our view, the stock's fundamentals are relatively less attractive than peers at the current price. Our thesis is based on our analysis of the company's outlook, financial performance, catalysts, valuation and risk profile.

SELL: We have a negative outlook on the stock based on our expected absolute or relative return over the investment period. Our thesis is based on our analysis of the company's outlook, financial performance, catalysts, valuation and risk profile. We recommend investors reduce their position.

Under Review: We actively follow the company, although our estimates, rating and target price are under review.

Restricted: The rating and target price have been suspended temporarily to comply with applicable regulations and/or Yuanta policies.

Note: Yuanta research coverage with a Target Price is based on an investment period of 12 months. Greater China Discovery Series coverage does not have a formal 12 month Target Price and the recommendation is based on an investment period specified by the analyst in the report.

Global Disclaimer

© 2018 Yuanta. All rights reserved. The information in this report has been compiled from sources we believe to be reliable, but we do not hold ourselves responsible for its completeness or accuracy. It is not an offer to sell or solicitation of an offer to buy any securities. All opinions and estimates included in this report constitute our judgment as of this date and are subject to change without notice.

This report provides general information only. Neither the information nor any opinion expressed herein constitutes an offer or invitation to make an offer to buy or sell securities or other investments. This material is prepared for general circulation to clients and is not intended to provide tailored investment advice and does not take into account the individual financial situation and objectives of any specific person who may receive this report. Investors should seek financial advice regarding the appropriateness of investing in any securities, investments or investment strategies discussed or recommended in this report. The information contained in this report has been compiled from sources believed to be reliable but no representation or warranty, express or implied, is made as to its accuracy, completeness or correctness. This report is not (and should not be construed as) a solicitation to act as securities broker or dealer in any jurisdiction by any person or company that is not legally permitted to carry on such business in that jurisdiction.

Yuanta research is distributed in the United States only to Major U.S. Institutional Investors (as defined in Rule 15a-6 under the Securities Exchange Act of 1934, as amended and SEC staff interpretations thereof). All transactions by a US person in the securities mentioned in this report must be effected through a registered broker-dealer under Section 15 of the Securities Exchange Act of 1934, as amended. Yuanta research is distributed in Taiwan by Yuanta Securities Investment Consulting. Yuanta research is distributed in Hong Kong by Yuanta Securities (Hong Kong) Co. Limited, which is licensed in Hong Kong by the Securities and Futures Commission for regulated activities, including Type 4 regulated activity (advising on securities). In Hong Kong, this research report may not be redistributed, retransmitted or disclosed, in whole or in part or any form or manner, without the express written