

當日市場：午盤時市場再次調整

2021/12/01

市場走勢

市場指數	VNI	HNI	UPCOM
收盤	1,478.44	458.05	114.10
%日	-0.43%	-0.55%	0.04%
%週	1.01%	2.11%	0.95%
%月	2.37%	11.14%	8.27%
%年	47.39%	210.12%	70.55%
成交值(Bil.VND)			
當日	34,197	4,731	2,860
日均量/週	33,576	4,180	2,604
日均量/月	32,602	4,460	3,055
外資進出			
買進	1,746.87	138.61	58.60
賣出	2,350.78	95.26	12.64
買賣超	-603.92	43.36	45.96
市場漲跌家數			
上漲	206	113	244
下跌	161	135	144
持平	52	105	515
市場指標			
P/E	17.50	24.35	25.03
總市值 (兆盾)	5,808	495	1,482
股息殖利 ²	1.33%	2.55%	2.86%

資料源: Bloomberg - YSVN

VNINDEX



HNIINDEX



市場走勢

在地區的股市也出現強烈回調的背景下，午盤越南股市反轉下跌。VNI-Index 早盤下跌 0.43% 至 1,478.44 點，HNX-Index 下跌 0.55%，而 Upcom-Index 略高於參考值。3 個市場的交易價值為 39 兆 3,700 億越南盾。

大型股繼續強勁拋售，其中重點是 TPB (+4.4%)、STB (-3.3%)、HDB (-3.2%)、ACB (-2.5%) 等銀行股，跌幅相當大。相反，房地產股總體上保持樂觀，GVR (+5.4%)、KDH (+1.6%)、KBC (+2.9%) 等。

當天的亮點依舊是眾多逆市的股票，如 HUT、VCG、FCN、HBC 等。

外資今天繼續賣超超過 5140 億越南盾，其中 HPG (1190 億)、SSI (1090 億)、MSN (1070 億) 被賣出最多。另一方面，VHM (1250 億)、VND (800 億)、VCI (490 億) 領先於買超列表。

市場短期觀點

我們認為 VN-Index 可能會繼續回調並重新測試 1,469 點的支撐位。同時，市場出現進入調整階段的跡象，指數可能窄幅波動，現金流將在各類股票出現差異。短期內，若 VN-Index 不跌破 1459 點的強力支撐位，大盤則將無法進入短線下跌趨勢，短線機會依然存在。不過，短期風險也有逐漸增加的跡象，因此短期投資者應謹慎，少買進新的股票。

大盤短期走勢維持中性。因此，我們建議短線投資者可繼續持有當前水平的持股比重，並朝著逐步降低持股比中的方向重組投資組合。

請在 <https://ysradar.yuanta.com.vn/> 查看有關股票的信號。



We Create Fortune

熱點股票技術分析



We Create Fortune

技術分析圖



指數技術分析圖 VN-Index



指數技術分析圖 HNX-Index

指數	短期趨勢	中期趨勢	阻力區 1	阻力區 2	支撐區 1	支撐區 2
VN-Index	中性	上漲	1500	1530	1210	970
HNX-Index	上漲	上漲	470	500	300	180
VN30	上漲	上漲	1550	1570	1445	960
VNMidcaps	上漲	上漲	1,730	1800	1650	963
VNSmallcaps	上漲	上漲	1430	1450	1400	804

We Create Fortune

胡志明市交易所 (HSX)

	收盤	漲跌%
VNI	1478.44	-0.43%
VN30	1537.59	-0.99%
VN Mid	2078.98	0.40%
VN Small	2076.75	0.25%

河內交易所 (HSX)

	收盤	漲跌%
HNI	458.05	-0.55%
HN30	764.35	-0.38%
VNX AllSh	1533.01	-0.56%

UPCOM 市場 (UPCoM)

	收盤	漲跌%
UPCoM	114.1	0.04%

外資交易	成交值 (Bil.VND)
買進	1746.87
賣出	2350.78
買超/賣超	-603.92

外資交易	成交值 (Bil.VND)
買進	138.61
賣出	95.26
買超/賣超	43.36

外資交易	成交值 (Bil.VND)
買進	58.60
賣出	12.64
買超/賣超	45.96

上漲排名/ 股碼	漲跌(VND)	漲跌%
VGC	3500	6.97%
CTD	5200	6.95%
JVC	620	6.92%
HAG	530	6.88%
DXG	2100	6.86%

上漲排名/ 股碼	漲跌(VND)	漲跌%
VIT	1700	9.94%
HUT	1500	9.87%
IVS	1900	9.69%
AMV	1300	9.22%
PVC	800	6.25%

上漲排名/ 股碼	漲跌(VND)	漲跌%
LIC	19100	14.97%
G36	2644	14.69%
MTA	1514	12.02%
DRI	1200	7.45%
C4G	1528	6.95%

下跌排名/ 股碼	漲跌(VND)	漲跌%
IDI	-1750	-6.92%
SJF	-1550	-6.90%
TNI	-850	-6.67%
KDC	-3800	-6.13%
OCB	-1600	-5.42%

下跌排名/ 股碼	漲跌(VND)	漲跌%
CEO	-4500	-10.00%
SDA	-7500	-10.00%
IDJ	-3500	-5.74%
HBS	-700	-4.02%
APS	-2100	-3.99%

下跌排名/ 股碼	漲跌(VND)	漲跌%
BOT	-2666	-12.29%
PBC	-1278	-7.47%
MCH	-7823	-6.17%
GHC	-1637	-4.83%
RGC	-1185	-2.24%

*備註：市值>5,000 億盾；成交值>15 億盾

市值排名/ 股碼	Bil.VND
VIC	400,689
VCB	374,968
VHM	369,250
HPG	216,489
GAS	190,247

市值排名/ 股碼	Bil.VND
THD	88,060
IDC	24,000
KSF	21,360
VCS	19,328
BAB	18,075

市值排名/ 股碼	Bil.VND
ACV	177,905
MCH	90,753
BSR	62,875
VEA	61,426
VEF	41,488

交易量排名/ 股碼	成交值	30 日均
HAG	39,284,800	29,358,486
STB	35,720,000	22,973,552
ITA	32,571,300	23,999,724
GEX	31,613,100	18,111,014
FLC	30,508,000	29,143,752

交易量排名/ 股碼	成交值	30 日均
HUT	21,931,754	2,782,421
SHS	18,261,493	10,100,870
CEO	10,305,268	8,745,909
PVS	9,341,552	11,006,950
AMV	7,720,360	3,387,374

交易量排 名/股碼	成交值	30 日均
HHV	21,572,121	11,856,880
BSR	10,674,025	13,797,222
VHG	6,947,750	6,632,315
BVB	6,510,453	5,722,219
SBS	5,841,092	9,313,471

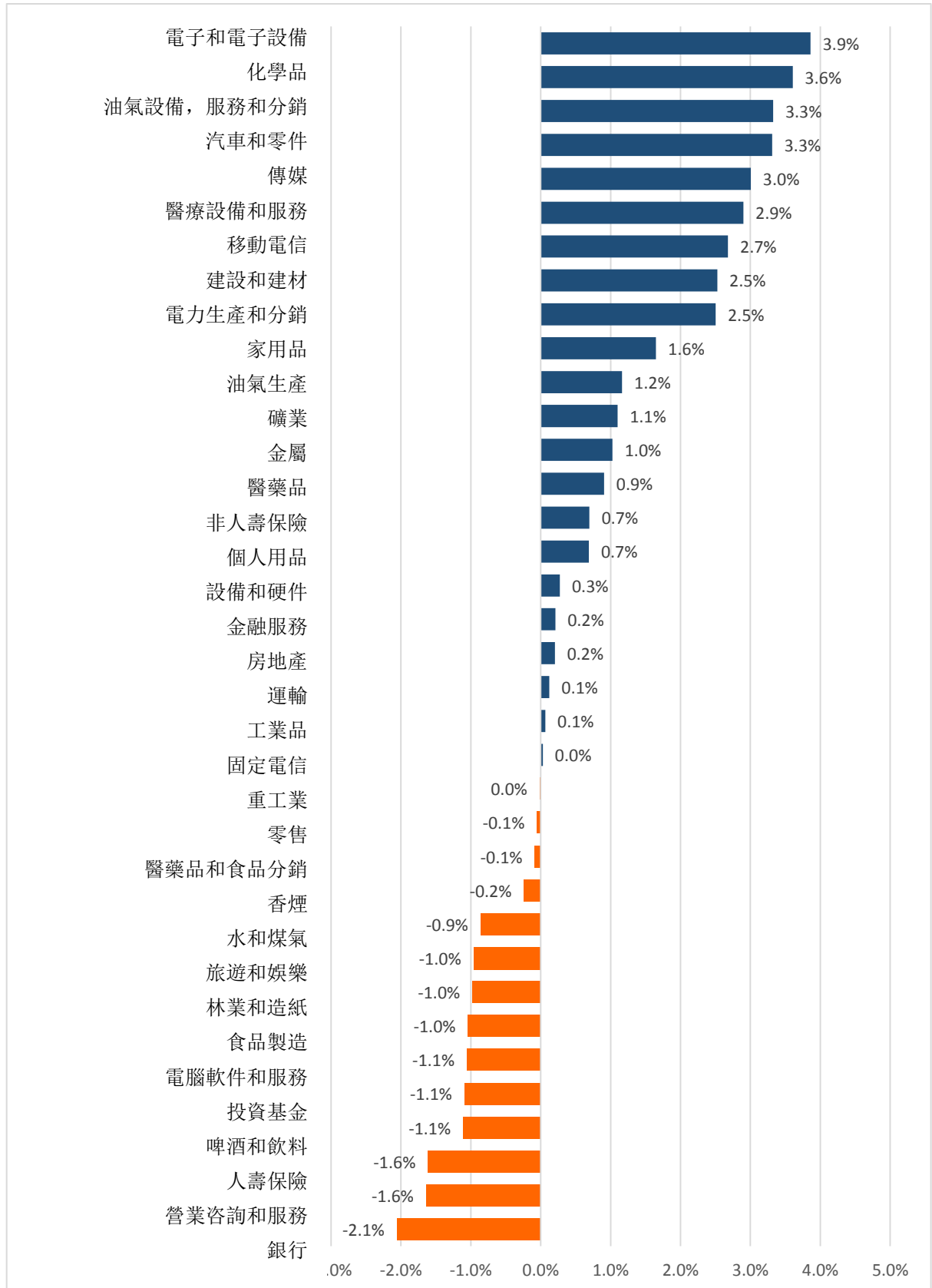
資料源: Bloomberg & Yuanta Research

資料源: Bloomberg & Yuanta Research

資料源: Bloomberg & Yuanta Research

We Create Fortune

各行業板塊的交易走勢

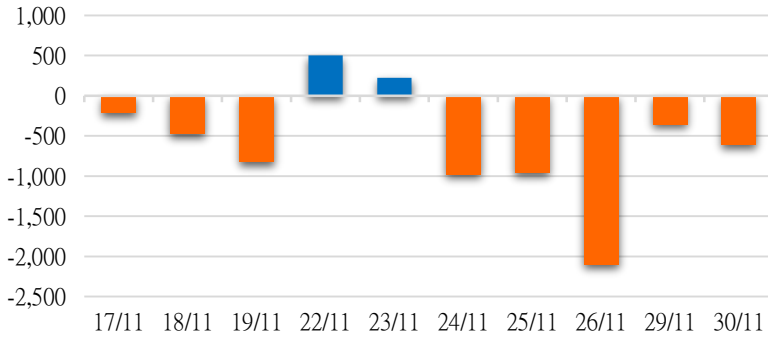


資料源: FimPro - YSVN

We Create Fortune

外資買進賣統計

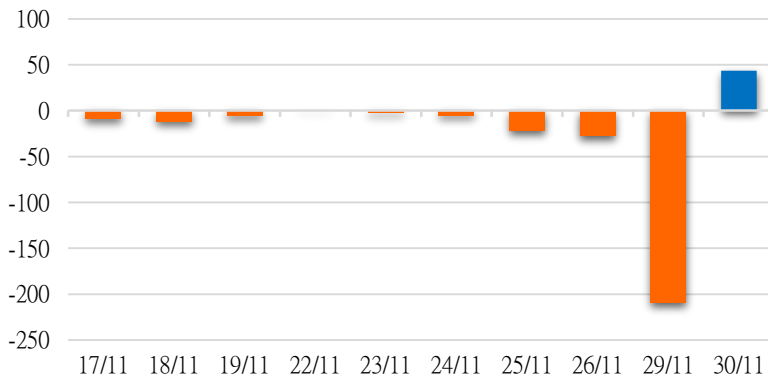
HSX 外資每日買/賣超



證券代碼	買超金額 (Mil.VND)	證券代碼	賣超金額 (Mil.VND)
VHM	125,073	HPG	118,767
VND	79,707	SSI	109,032
VCI	49,141	MSN	106,786
DGC	46,255	VIC	106,325
DIG	44,922	SHB	76,333

HSX 外資買/賣超的前 5 名

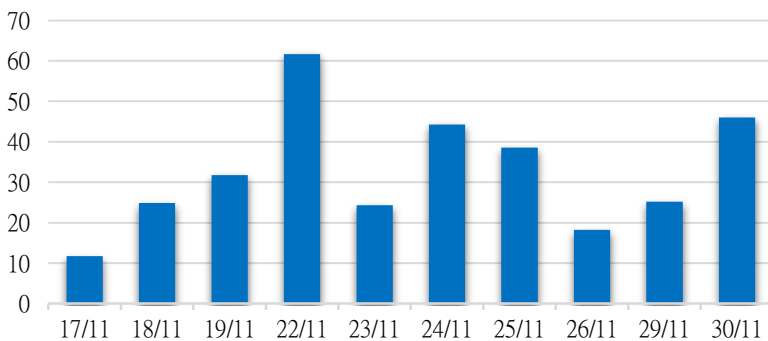
HNX 外資每日買/賣超



證券代碼	買超金額 (Mil.VND)	證券代碼	賣超金額 (Mil.VND)
SHS	44,411	CEO	19,240
THD	32,643	HUT	16,084
PVI	5,935	IVS	2,860
EID	799	NAG	930
PVS	620	TTZ	654

HNX 外資買/賣超的前 5 名

UPCOM 外資每日買/賣超



證券代碼	買超金額 (Mil.VND)	證券代碼	賣超金額 (Mil.VND)
MML	17,180	ACV	2,423
NTC	11,621	MCH	553
QNS	10,842	GHC	243
CTR	3,256	EVF	223
MCM	1,962	MKP	220

UPCOM 外資買/賣超的前 5 名

源: FiinPro - YSVN

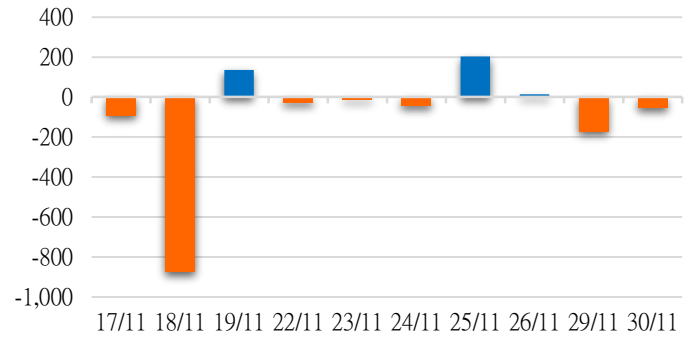
We Create Fortune

自營統計

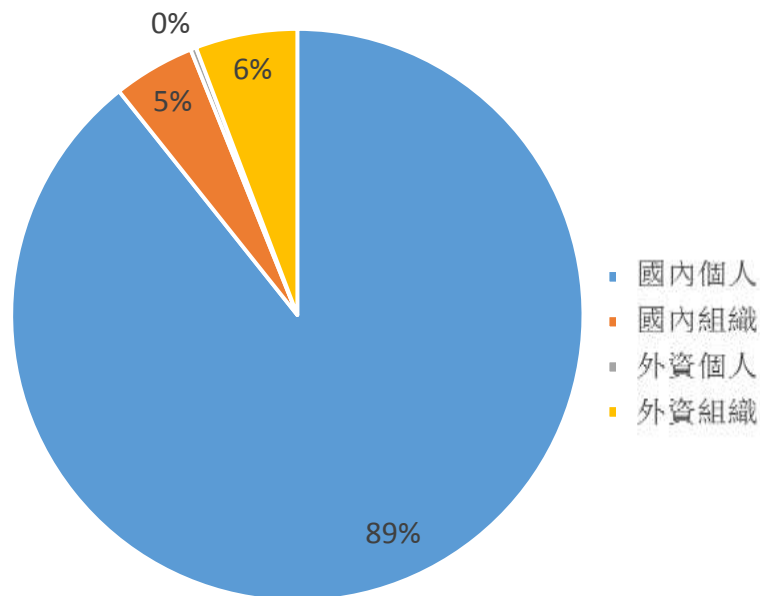
證券代碼	買超金額 (Mil.VND)	證券代碼	賣超金額 (Mil.VND)
VPB	48,832	MSN	119,658
FPT	38,997	STB	72,198
E1VFN30	22,385	VHM	36,589
HPG	17,077	VRE	17,491
VIC	16,689	TCB	10,718

券商自營交易最大前名

券商自營交易每日買/賣超
(Bil.VND)



越南證券市場投資人類別統計

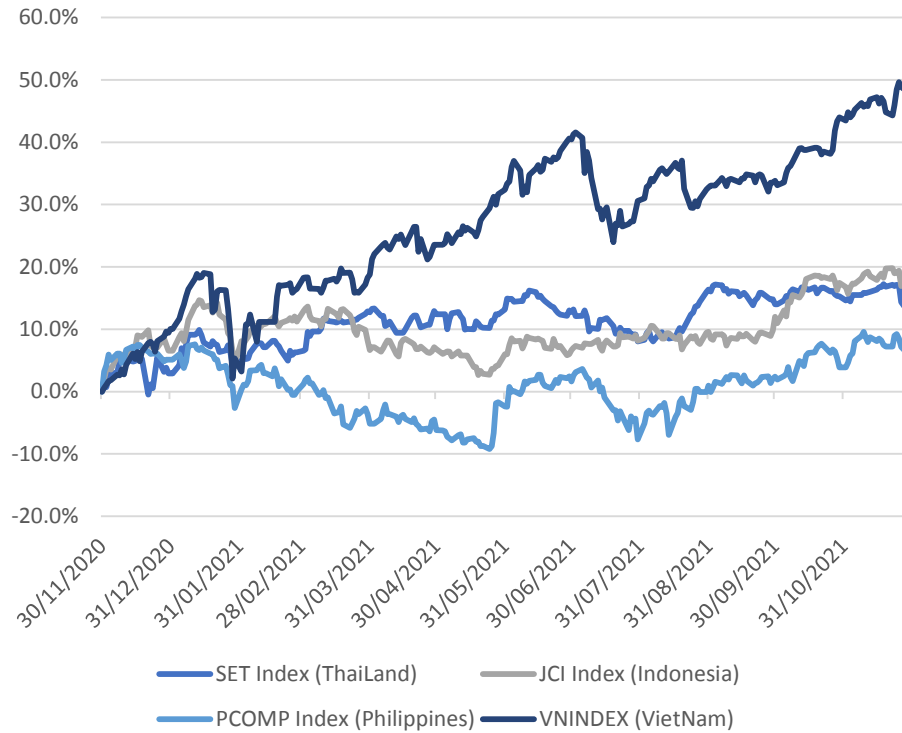


資料源: FiinPro - YSVN



We Create Fortune

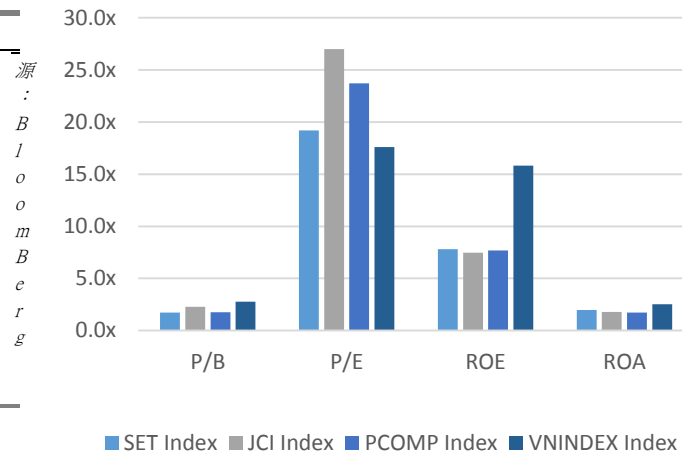
東南亞主要市場走勢比較



東南亞主要市場數據

		Thailand	Indonesia	Philippines	Vietnam
P/B		1.7x	2.2x	1.8x	2.8x
P/E		18.9x	26.31	23.7x	17.5x
ROE	%	7.81	7.30	7.69	15.83
ROA	%	1.97	1.81	1.73	2.52
Vốn hóa	Tỷ USD	549.81	568.76	190.47	254.09
GTGD	Triệu USD	3.13	0.98	0.38	1.31
LS cổ tức	%	2.83	1.89	1.56	1.16

& YSVN



源：
I
o
m
B
e
r
g

■ SET Index ■ JCI Index ■ PCOMP Index ■ VNINDEX Index



We Create Fortune

元大證券（越南）公司

個人客戶分析部

Nguyễn Thế Minh

研究分析經理

+84 28 3622 6868 ext 3826

minh.nguyen@yuanta.com.vn

Lý Thị Hiền

研究分析主管

+84 28 3622 6868 ext 3908

hien.ly@yuanta.com.vn

Quách Đức Khánh

高級分析專員

+84 28 3622 6868 ext 3833

khanh.quach@yuanta.com.vn

Phạm Tấn Phát

高級分析專員

+84 28 3622 6868 ext 3880

phat.pham@yuanta.com.vn

Nguyễn Trịnh Ngọc Hồng

分析專員

+84 28 3622 6868 ext 3832

hong.nguyen@yuanta.com.vn

個人客戶業務部

Nguyễn Thanh Tùng

總公司業務經理

+84 28 3622 6868 ext 3609

tung.nguyen@yuanta.com.vn

Nguyễn Việt Quang

河內分行經理

+84 28 3622 6868 ext 3404

quang.nguyen@yuanta.com.vn

Võ Thị Thu Thủy

平陽分行經理

+84 28 3622 6868 ext 3505

thuy.vo@yuanta.com.vn

Nguyễn Mạnh Hoạt

堤岸分行經理

+84 28 3622 6868 ext 3847

hoat.nguyen@yuanta.com.vn

Bùi Quốc Phong

同奈分行經理

+84 28 3622 6868

phong.bui@yuanta.com.vn

Chung Kim Hoa

華人客戶部經理

+84 28 3622 6868 ext 3828

hoa.chung@yuanta.com.vn

Đinh Thị Thu Cúc

頭頓分行經理

+84 28 3622 6868 ext 3203

cuc.dinh@yuanta.com.vn

Võ Đình Tuấn

峴港分行經理

+84 28 3622 6868 ext 3301

tuan.vo@yuanta.com.vn

Nguyễn Đức Hoàn

河內南部營業中心經理

+84 28 3622 6868 ext 3409

hoan.nguyen@yuanta.com.vn

Appendix A: Important Disclosures

Analyst Certification

Each research analyst primarily responsible for the content of this research report, in whole or in part, certifies that with respect to each security or issuer that the analyst covered in this report: (1) all of the views expressed accurately reflect his or her personal views about those securities or issuers; and (2) no part of his or her compensation was, is, or will be, directly or indirectly, related to the specific recommendations or views expressed by that research analyst in the research report.

Ratings Definitions

BUY: We have a positive outlook on the stock based on our expected absolute or relative return over the investment period. Our thesis is based on our analysis of the company's outlook, financial performance, catalysts, valuation and risk profile. We recommend investors add to their position.

HOLD-Outperform: In our view, the stock's fundamentals are relatively more attractive than peers at the current price. Our thesis is based on our analysis of the company's outlook, financial performance, catalysts, valuation and risk profile.

HOLD-Underperform: In our view, the stock's fundamentals are relatively less attractive than peers at the current price. Our thesis is based on our analysis of the company's outlook, financial performance, catalysts, valuation and risk profile.

SELL: We have a negative outlook on the stock based on our expected absolute or relative return over the investment period. Our thesis is based on our analysis of the company's outlook, financial performance, catalysts, valuation and risk profile. We recommend investors reduce their position.

Under Review: We actively follow the company, although our estimates, rating and target price are under review.

Restricted: The rating and target price have been suspended temporarily to comply with applicable regulations and/or Yuanta policies.

Note: Yuanta research coverage with a Target Price is based on an investment period of 12 months. Greater China Discovery Series coverage does not have a formal 12 month Target Price and the recommendation is based on an investment period specified by the analyst in the report.

Global Disclaimer

© 2018 Yuanta. All rights reserved. The information in this report has been compiled from sources we believe to be reliable, but we do not hold ourselves responsible for its completeness or accuracy. It is not an offer to sell or solicitation of an offer to buy any securities. All opinions and estimates included in this report constitute our judgment as of this date and are subject to change without notice.

This report provides general information only. Neither the information nor any opinion expressed herein constitutes an offer or invitation to make an offer to buy or sell securities or other investments. This material is prepared for general circulation to clients and is not intended to provide tailored investment advice and does not take into account the individual financial situation and objectives of any specific person who may receive this report. Investors should seek financial advice regarding the appropriateness of investing in any securities, investments or investment strategies discussed or recommended in this report. The information contained in this report has been compiled from sources believed to be reliable but no representation or warranty, express or implied, is made as to its accuracy, completeness or correctness. This report is not (and should not be construed as) a solicitation to act as securities broker or dealer in any jurisdiction by any person or company that is not legally permitted to carry on such business in that jurisdiction.

Yuanta research is distributed in the United States only to Major U.S. Institutional Investors (as defined in Rule 15a-6 under the Securities Exchange Act of 1934, as amended and SEC staff interpretations thereof). All transactions by a US person in the securities mentioned in this report must be effected through a registered broker-dealer under Section 15 of the Securities Exchange Act of 1934, as amended. Yuanta research is distributed in Taiwan by Yuanta Securities Investment Consulting. Yuanta research is distributed in Hong Kong by Yuanta Securities (Hong Kong) Co. Limited, which is licensed in Hong Kong by the Securities and Futures Commission for regulated activities, including Type 4 regulated activity (advising on securities). In Hong Kong, this research report may not be redistributed, retransmitted or disclosed, in whole or in part or and any form or manner, without the express written