

當日市場：外資繼續在市場上強勁的賣超

2021/12/02

市場走勢

市場指數	VNI	HNI	UPCOM
收盤	1,485.19	455.81	114.58
%日	0.46%	-0.49%	0.42%
%週	-0.25%	0.05%	-0.05%
%月	3.21%	9.69%	8.15%
%年	47.21%	206.06%	68.97%

成交值(Bil.VND)

當日	26,416	3,405	2,346
日均量/週	31,725	4,094	2,536
日均量/月	32,333	4,414	3,024

外資進出

買進	1,160.61	5.51	14.63
賣出	2,230.06	58.90	4.71
買賣超	-1,069.45	-53.39	9.92

市場漲跌家數


上漲	189	124	174
下跌	178	120	206
持平	52	109	523

市場指標

P/E	17.43	24.23	25.34
總市值 (兆盾)	5,786	493	1,501
股息殖利 ²	1.33%	2.56%	2.88%

資料源: Bloomberg - YSVN

VNINDEX



HNIINDEX



市場走勢

越南股市在早盤大跌後午盤迅速回漲。VNI-Index 收漲 0.46%，報 1,485.19 點，HNX-Index 下跌 0.49%，Upcom-Index 上漲 0.42%。當天，3 大市場的交易額均達到 30 兆 0,630 億越南盾。

銀行股對指數漲幅的貢獻最大，其中 TPB (+7%)、HDB (+4.9%)、STB (+3.5%)、CTG (+1.3%) 是最積極的復蘇股票。此外，NVL (+3.6%)、POW (+3.7%) 也錄得積極的走勢。不利的是，房地產、旅遊股如 KDH、GVR、VHM、PDR、VJC 下跌，但跌幅也低於 3%。

DCM (+5.9%)、DPM (+3.6%) 是當天具有積極走勢並且形成新頂值的兩檔化學股。

外資賣超超過 1 兆 1120 億越南盾，其中 VHM (1650 億)、VIC (1210 億)、MSN (1190 億) 是外資拋售的股票。另一方面，CTG (680 億)、DCM (200 億)、STB (190 億) 領先於買超列表。

市場短期觀點

我們認為下個交易日市場可能會調整，VN-Index 可能會在 1,480 點附近震盪。同時，市場出現進入調整階段的跡象，因此我們認為短期現金流可能會繼續走弱並在各類股票分化。但短期風險仍然較高，市場可能將出現強烈的回調。

大盤短期走勢維持中性。因此，我們建議短線投資者可持有 40-45% 的股票比重，只考慮低於 5% 的比重進行新大頭照，以探索短線的投資機會機會。

請在 <https://ysradar.yuanta.com.vn/> 查看有關股票的信號。



We Create Fortune

熱點股票技術分析



We Create Fortune

技術分析圖



指數技術分析圖 VN-Index



指數技術分析圖 HNX-Index

指數	短期趨勢	中期趨勢	阻力區 1	阻力區 2	支撐區 1	支撐區 2
VN-Index	中性	上漲	1500	1530	1210	970
HNX-Index	上漲	上漲	470	500	300	180
VN30	上漲	上漲	1550	1570	1445	960
VNMidcaps	上漲	上漲	1,730	1800	1650	963
VNSmallcaps	上漲	上漲	1430	1450	1400	804

We Create Fortune

胡志明市交易所 (HSX)

	收盤	漲跌%
VNI	1485.19	0.46%
VN30	1549.81	0.79%
VN Mid	2088.88	0.48%
VN Small	2082.31	0.27%

河內交易所 (HSX)

	收盤	漲跌%
HNI	455.81	-0.49%
HN30	755.46	-1.16%
VNX AllSh	1543.01	0.65%

UPCOM 市場 (UPCoM)

	收盤	漲跌%
UPCoM	114.58	0.42%

外資交易	成交值 (Bil.VND)
買進	1160.61
賣出	2230.06
買超/賣超	-1069.45

外資交易	成交值 (Bil.VND)
買進	5.51
賣出	58.90
買超/賣超	-53.39

外資交易	成交值 (Bil.VND)
買進	14.63
賣出	4.71
買超/賣超	9.92

上漲排名/ 股碼	漲跌(VND)	漲跌%
DAH	700	7.00%
TPB	3150	6.98%
CVT	3100	6.95%
ROS	480	6.93%
TCD	1650	6.92%

上漲排名/ 股碼	漲跌(VND)	漲跌%
DL1	1200	9.84%
HUT	1600	9.58%
VIG	1500	9.55%
MBG	1200	9.02%
KLF	500	8.47%

上漲排名/ 股碼	漲跌(VND)	漲跌%
G36	2929	14.22%
VHG	404	6.12%
VGT	1504	6.02%
HAC	1034	5.71%
LIC	7447	5.08%

下跌排名/ 股碼	漲跌(VND)	漲跌%
SJF	-1450	-6.94%
KHP	-1600	-6.85%
IDI	-1600	-6.79%
TNI	-800	-6.72%
TLH	-1100	-4.58%

下跌排名/ 股碼	漲跌(VND)	漲跌%
SDA	-6700	-9.93%
L14	-18000	-6.29%
SD9	-1000	-6.10%
CEO	-2100	-5.19%
IPA	-2800	-4.07%

下跌排名/ 股碼	漲跌(VND)	漲跌%
PBC	-1118	-7.08%
BOT	-1334	-7.02%
RGC	-2446	-4.74%
BMS	-1322	-4.69%
TCI	-867	-3.07%

*備註：市值>5,000 億盾；成交值>15 億盾

市值排名/ 股碼	Bil.VND
VIC	399,548
VHM	368,379
VCB	366,808
HPG	218,950
GAS	188,141

市值排名/ 股碼	Bil.VND
THD	88,340
IDC	23,400
KSF	21,270
VCS	19,344
SHS	17,759

市值排名/ 股碼	Bil.VND
ACV	178,299
MCH	85,173
BSR	65,256
VEA	60,904
VEF	43,519

交易量排名/ 股碼	成交值	30 日均
ROS	40,267,600	22,667,573
HAG	31,901,600	29,806,045
DXG	27,745,000	14,095,091
FLC	24,607,200	29,205,764
VPB	23,499,000	14,819,909

交易量排名/ 股碼	成交值	30 日均
KLF	13,324,467	9,963,694
SHS	11,271,467	10,199,071
HUT	9,848,825	3,030,118
CEO	6,603,180	8,816,789
ART	5,681,676	7,493,387

交易量排 名/股碼	成交值	30 日均
HHV	12,315,683	12,242,800
VGT	8,669,130	6,362,121
BSR	6,928,991	13,655,236
SBS	6,428,579	9,155,635
VHG	5,037,094	6,646,653

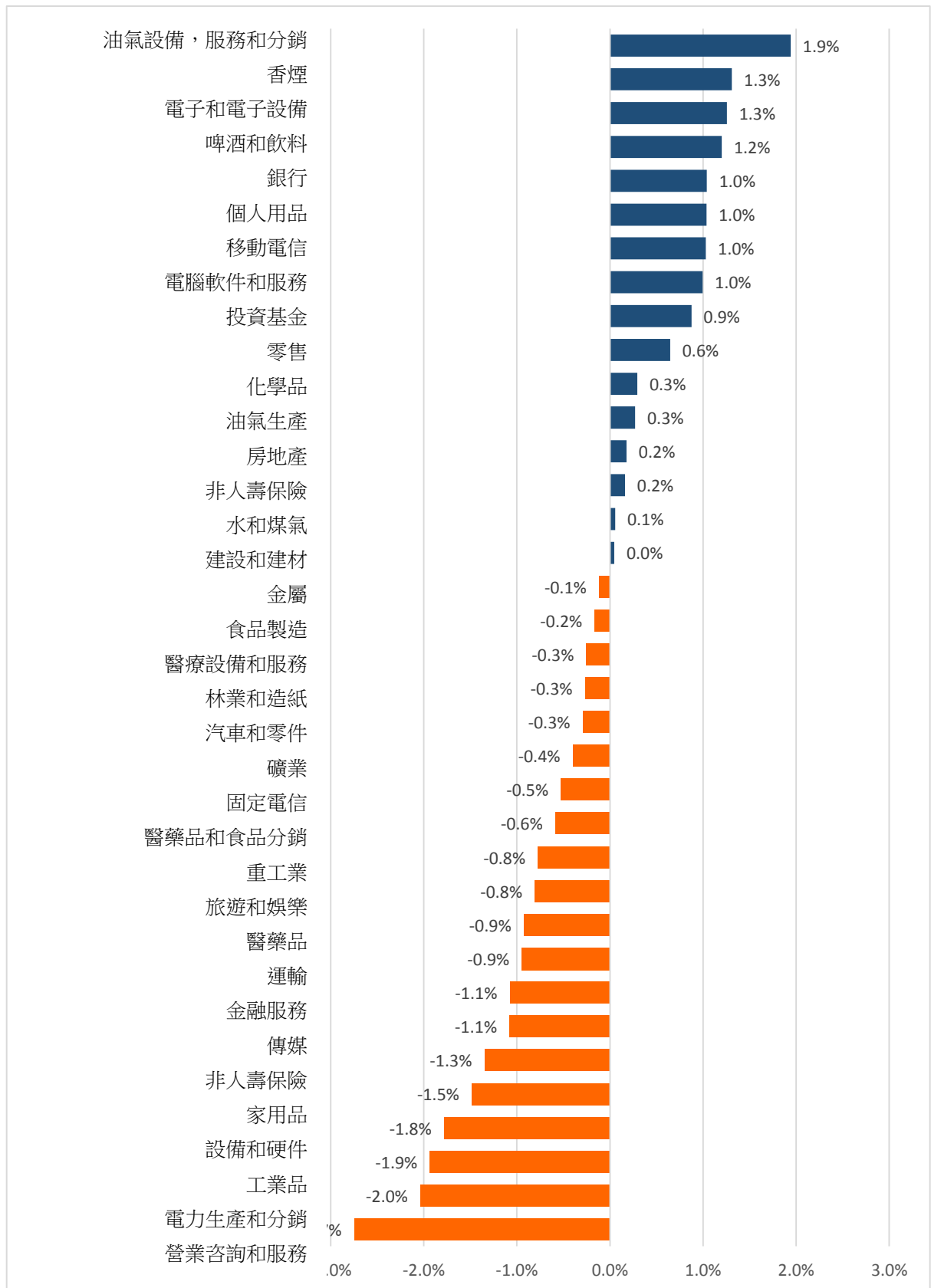
資料源: Bloomberg & Yuanta Research

資料源: Bloomberg & Yuanta Research

資料源: Bloomberg & Yuanta Research

We Create Fortune

各行業板塊的交易走勢

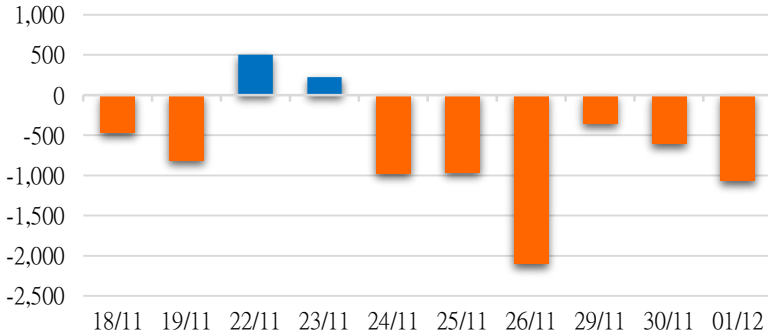


資料源: FimPro - YSVN

We Create Fortune

外資買進賣統計

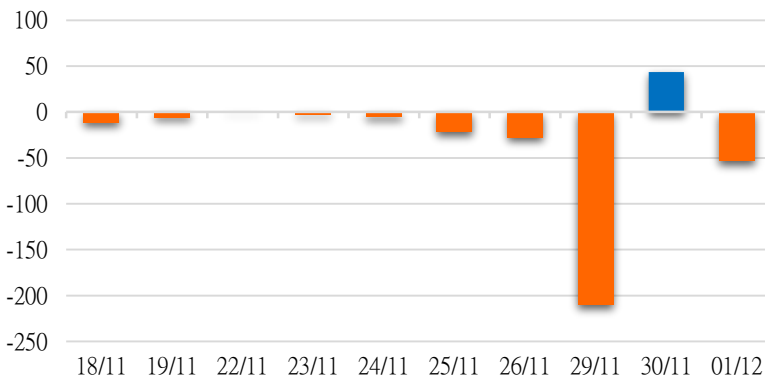
HSX 外資每日買/賣超



證券代碼	買超金額 (Mil.VND)	證券代碼	賣超金額 (Mil.VND)
CTG	68,357	VHM	164,710
DCM	20,057	VIC	121,238
STB	19,173	MSN	119,121
HVN	12,048	GAS	75,030
VRE	11,650	VJC	57,470

HSX 外資買/賣超的前 5 名

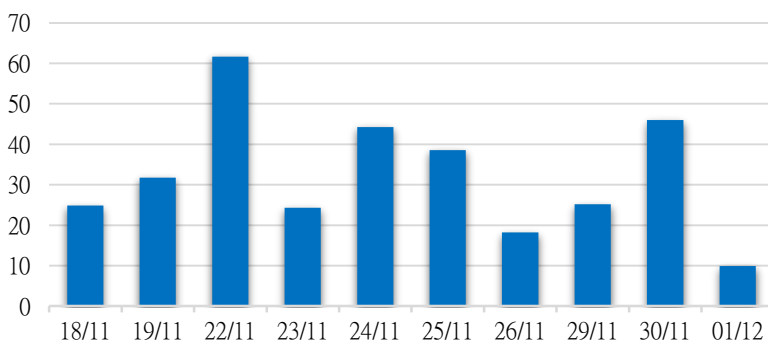
HNX 外資每日買/賣超



證券代碼	買超金額 (Mil.VND)	證券代碼	賣超金額 (Mil.VND)
PVG	646	CEO	25,980
PVL	560	HUT	11,084
KVC	379	CTB	6,627
NDN	347	IVS	4,274
PSD	211	THD	3,991

HNX 外資買/賣超的前 5 名

UPCOM 外資每日買/賣超



證券代碼	買超金額 (Mil.VND)	證券代碼	賣超金額 (Mil.VND)
HHV	3,724	ACV	2,334
CTR	3,199	BSQ	56
MCM	2,028	CST	44
QNS	1,583	BLI	41
CDO	1,173	NDT	28

UPCOM 外資買/賣超的前 5 名

源: FiinPro - YSVN

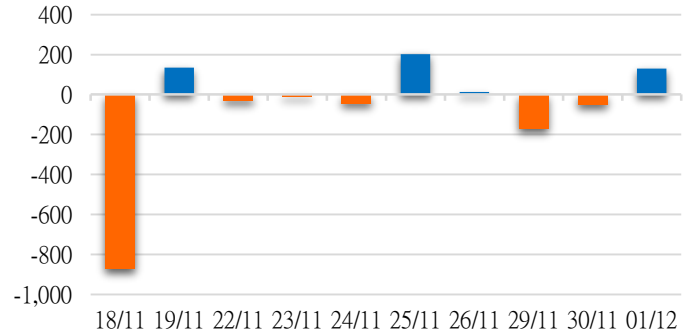
We Create Fortune

自營統計

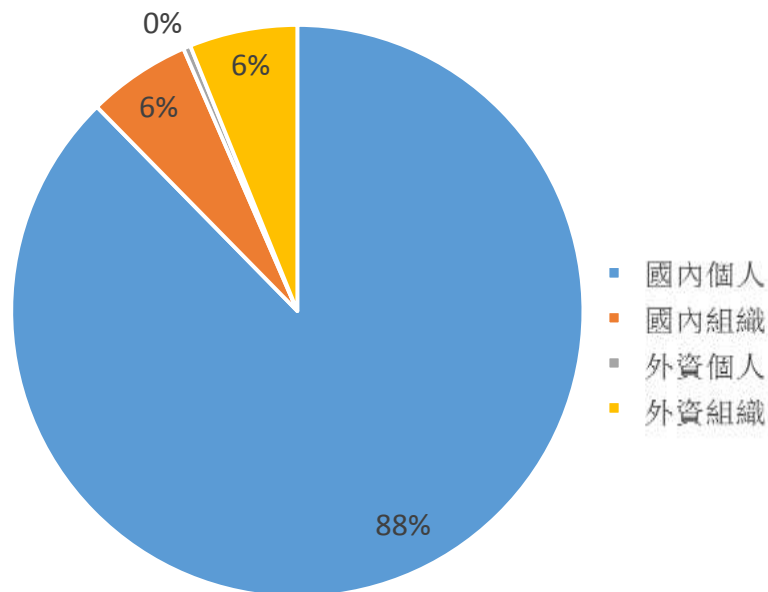
證券代碼	買超金額 (Mil.VND)	證券代碼	賣超金額 (Mil.VND)
FPT	28,416	VPB	41,866
MBB	28,311	VIC	12,014
TCB	18,337	DCM	11,985
MWG	17,901	DXG	6,978
STB	17,078	FUEVFNVD	5,546

券商自營交易最大前名

券商自營交易每日買/賣超
(Bil.VND)

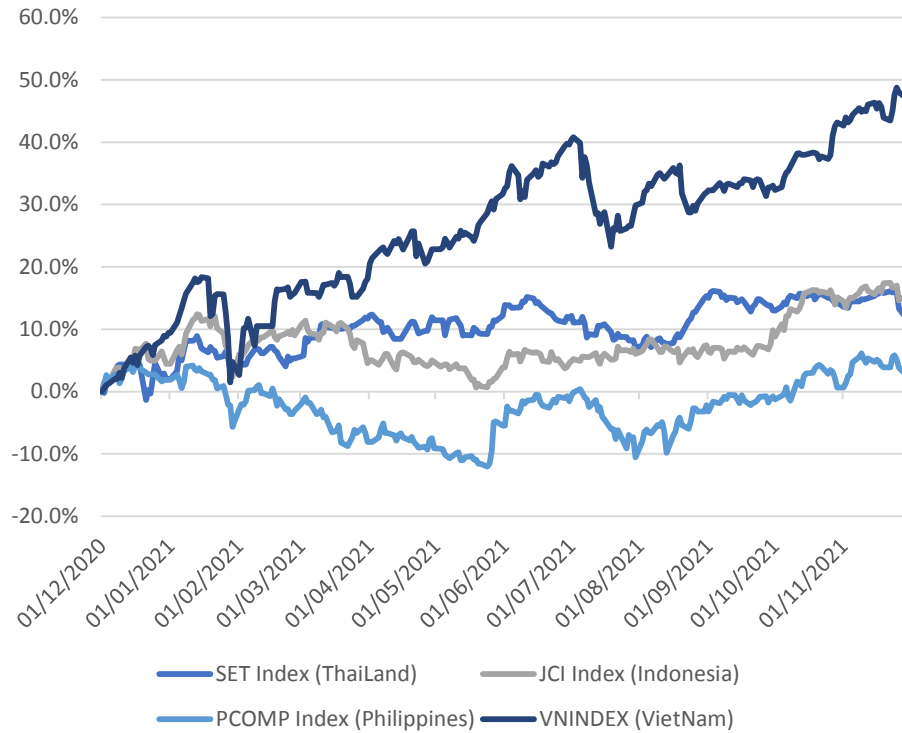


越南證券市場投資人類別統計



資料源: FiinPro - YSVN

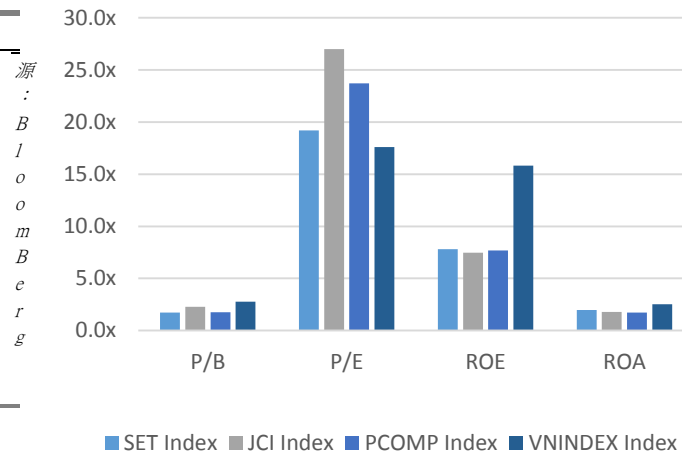
東南亞主要市場走勢比較



東南亞主要市場數據

		Thailand	Indonesia	Philippines	Vietnam
P/B		1.7x	2.2x	1.7x	2.8x
P/E		19.0x	25.83	22.9x	17.6x
ROE	%	7.81	7.43	7.69	15.83
ROA	%	1.97	1.85	1.73	2.53
Vốn hóa	Tỷ USD	542.39	561.85	190.54	253.34
GTGD	Triệu USD	4.40	1.31	0.38	1.44
LS cổ tức	%	2.81	1.88	1.61	1.13

& YSVN





We Create Fortune

元大證券（越南）公司

個人客戶分析部

Nguyễn Thế Minh

研究分析經理

+84 28 3622 6868 ext 3826

minh.nguyen@yuanta.com.vn

Quách Đức Khánh

高級分析專員

+84 28 3622 6868 ext 3833

khanh.quach@yuanta.com.vn

Nguyễn Trịnh Ngọc Hồng

分析專員

+84 28 3622 6868 ext 3832

hong.nguyen@yuanta.com.vn

Lý Thị Hiền

研究分析主管

+84 28 3622 6868 ext 3908

hien.ly@yuanta.com.vn

Phạm Tấn Phát

高級分析專員

+84 28 3622 6868 ext 3880

phat.pham@yuanta.com.vn

個人客戶業務部

Nguyễn Thanh Tùng

總公司業務經理

+84 28 3622 6868 ext 3609

tung.nguyen@yuanta.com.vn

Nguyễn Việt Quang

河內分行經理

+84 28 3622 6868 ext 3404

quang.nguyen@yuanta.com.vn

Bùi Quốc Phong

同奈分行經理

+84 28 3622 6868

phong.bui@yuanta.com.vn

Võ Đình Tuấn

峴港分行經理

+84 28 3622 6868 ext 3301

tuan.vo@yuanta.com.vn

Võ Thị Thu Thủy

平陽分行經理

+84 28 3622 6868 ext 3505

thuy.vo@yuanta.com.vn

Chung Kim Hoa

華人客戶部經理

+84 28 3622 6868 ext 3828

hoa.chung@yuanta.com.vn

Nguyễn Đức Hoàn

河內南部營業中心經理

+84 28 3622 6868 ext 3409

hoan.nguyen@yuanta.com.vn

Nguyễn Mạnh Hoạt

堤岸分行經理

+84 28 3622 6868 ext 3847

hoat.nguyen@yuanta.com.vn

Đinh Thị Thu Cúc

頭頓分行經理

+84 28 3622 6868 ext 3203

cuc.dinh@yuanta.com.vn

Appendix A: Important Disclosures

Analyst Certification

Each research analyst primarily responsible for the content of this research report, in whole or in part, certifies that with respect to each security or issuer that the analyst covered in this report: (1) all of the views expressed accurately reflect his or her personal views about those securities or issuers; and (2) no part of his or her compensation was, is, or will be, directly or indirectly, related to the specific recommendations or views expressed by that research analyst in the research report.

Ratings Definitions

BUY: We have a positive outlook on the stock based on our expected absolute or relative return over the investment period. Our thesis is based on our analysis of the company's outlook, financial performance, catalysts, valuation and risk profile. We recommend investors add to their position.

HOLD-Outperform: In our view, the stock's fundamentals are relatively more attractive than peers at the current price. Our thesis is based on our analysis of the company's outlook, financial performance, catalysts, valuation and risk profile.

HOLD-Underperform: In our view, the stock's fundamentals are relatively less attractive than peers at the current price. Our thesis is based on our analysis of the company's outlook, financial performance, catalysts, valuation and risk profile.

SELL: We have a negative outlook on the stock based on our expected absolute or relative return over the investment period. Our thesis is based on our analysis of the company's outlook, financial performance, catalysts, valuation and risk profile. We recommend investors reduce their position.

Under Review: We actively follow the company, although our estimates, rating and target price are under review.

Restricted: The rating and target price have been suspended temporarily to comply with applicable regulations and/or Yuanta policies.

Note: Yuanta research coverage with a Target Price is based on an investment period of 12 months. Greater China Discovery Series coverage does not have a formal 12 month Target Price and the recommendation is based on an investment period specified by the analyst in the report.

Global Disclaimer

© 2018 Yuanta. All rights reserved. The information in this report has been compiled from sources we believe to be reliable, but we do not hold ourselves responsible for its completeness or accuracy. It is not an offer to sell or solicitation of an offer to buy any securities. All opinions and estimates included in this report constitute our judgment as of this date and are subject to change without notice.

This report provides general information only. Neither the information nor any opinion expressed herein constitutes an offer or invitation to make an offer to buy or sell securities or other investments. This material is prepared for general circulation to clients and is not intended to provide tailored investment advice and does not take into account the individual financial situation and objectives of any specific person who may receive this report. Investors should seek financial advice regarding the appropriateness of investing in any securities, investments or investment strategies discussed or recommended in this report. The information contained in this report has been compiled from sources believed to be reliable but no representation or warranty, express or implied, is made as to its accuracy, completeness or correctness. This report is not (and should not be construed as) a solicitation to act as securities broker or dealer in any jurisdiction by any person or company that is not legally permitted to carry on such business in that jurisdiction.

Yuanta research is distributed in the United States only to Major U.S. Institutional Investors (as defined in Rule 15a-6 under the Securities Exchange Act of 1934, as amended and SEC staff interpretations thereof). All transactions by a US person in the securities mentioned in this report must be effected through a registered broker-dealer under Section 15 of the Securities Exchange Act of 1934, as amended. Yuanta research is distributed in Taiwan by Yuanta Securities Investment Consulting. Yuanta research is distributed in Hong Kong by Yuanta Securities (Hong Kong) Co. Limited, which is licensed in Hong Kong by the Securities and Futures Commission for regulated activities, including Type 4 regulated activity (advising on securities). In Hong Kong, this research report may not be redistributed, retransmitted or disclosed, in whole or in part or and any form or manner, without the express written