

當日市場：接近尾盤時，指數有些回落

2021/12/13

市場走勢

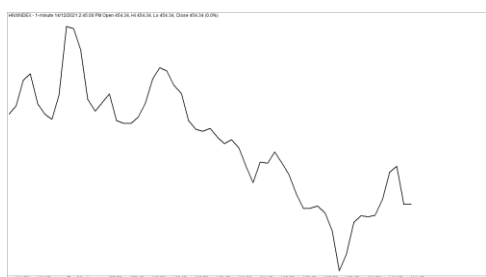
市場指數	VNI	HNI	UPCOM
收盤	1,476.02	454.68	112.09
%日	-0.01%	-0.63%	-0.19%
%週	4.43%	4.98%	2.85%
%月	0.19%	3.61%	1.48%
%年	41.13%	181.89%	63.42%
成交值(Bil.VND)			
當日	27,520	3,199	2,146
日均量/週	22,173	3,093	2,303
日均量/月	29,902	4,051	2,752
外資進出			
買進	1,195.93	41.98	20.45
賣出	2,074.27	17.34	11.40
買賣超	-878.34	24.64	9.05
市場漲跌家數			
上漲	168	94	192
下跌	201	149	169
持平	49	109	542
市場指標			
P/E	17.35	24.21	24.75
總市值 (兆盾)	5,781	493	1,466
股息殖利 ²	1.58%	3.01%	3.40%

資料源: Bloomberg - YSVN

VNINDEX



HNIINDEX



市場走勢

指數在早盤保持上漲的慣性，但在接近尾盤時反轉下跌。VNI-Index 收跌 0.01%，報 1,476.02 點，HNX-Index 下跌 0.63%，Upcom-Index 下跌 0.19%。3 個市場在當天的交易額達到 30 兆 720 億越南盾。

VN30-Index 下跌 0.29%，其中有 19 檔股票下跌，9 檔上漲。PDR (-5.9%)、PNJ (-2.3%)、KDH (-2.2%)、STB (-1.9%)、HDB (-1.5%)、BVH (-1.2%) 跌幅均超過 1%。相比之下，HPG (2.5%)、POW (2.5%)、PLX (1.5%) 是當天的亮點。

在行業方面，鋼鐵股在 HPG (+2.5%)、NKG (+7%)、HSG (+7%) 等近期的深跌後，當天已出現回漲的階段。

外資賣超超過 8440 億越南盾，其中 HPG (5330 億)、VPB (1480 億)、GEX (1100 億) 領先賣超列表。另一方面，VIC (520 億)、VRE (320 億)、DGC (270 億) 是外資積極買超的股票。

市場短期觀點

我們認為下个交易日市場可能會出現回調，但回調的壓力不會太強。同時，現金流主要集中在中小型股，因此市場出現在各類股票之間分化的跡象，而大型股可能進入調整的階段，因此短期風險可能會逐漸減少。此外，短期情緒繼續改善，因此現階段短期策略是停止拋售股票。

大盤短期走勢維持中立。因此，我們建議短線投資者可以停止拋售，將持股比例保持在投資組合的 30-35%。同時，如果投資者有風險偏好，可以考慮以低比例買進新的股票。

請在 <https://ysradar.yuanta.com.vn/> 查看有關股票的信號。



We Create Fortune

熱門股技術分析



We Create Fortune

技術分析圖



指數技術分析圖 VN-Index



指數技術分析圖 HNX-Index

指數	短期趨勢	中期趨勢	阻力區 1	阻力區 2	支撐區 1	支撐區 2
VN-Index	中立	上漲	1500	1530	1210	970
HNX-Index	中立	上漲	470	500	300	180
VN30	中立	上漲	1550	1570	1445	960
VNMidcaps	中立	上漲	1,730	1800	1650	963
VNSmallcaps	中立	上漲	1430	1450	1400	804

We Create Fortune

胡志明市交易所 (HSX)

	收盤	漲跌%
VNI	1476.02	-0.01%
VN30	1516.44	-0.29%
VN Mid	2102.24	2.02%
VN Small	2092.54	2.43%

河內交易所 (HSX)

	收盤	漲跌%
HNI	454.68	-0.63%
HN30	765.16	-0.85%
VNX AllSh	1523.03	0.73%

UPCOM 市場 (UPCoM)

	收盤	漲跌%
UPCoM	112.09	-0.19%

外資交易	成交值 (Bil.VND)
買進	1195.93
賣出	2074.27
買超/賣超	-878.34

外資交易	成交值 (Bil.VND)
買進	41.98
賣出	17.34
買超/賣超	24.64

外資交易	成交值 (Bil.VND)
買進	20.45
賣出	11.40
買超/賣超	9.05

上漲排名/股碼	漲跌(VND)	漲跌%
NKG	2650	6.99%
BAF	2500	6.98%
NBB	2800	6.98%
HSG	2450	6.97%
PXS	630	6.95%

上漲排名/股碼	漲跌(VND)	漲跌%
VC2	5600	10.00%
HTP	3200	9.94%
SDA	3400	9.91%
CMS	3300	9.85%
PTI	4100	8.67%

上漲排名/股碼	漲跌(VND)	漲跌%
LLM	2135	12.41%
PRT	3510	12.19%
TID	6567	12.03%
PBC	2143	11.97%
TIS	932	7.06%

下跌排名/股碼	漲跌(VND)	漲跌%
DPG	-5600	-7.00%
PTL	-1100	-6.90%
TGG	-1800	-6.59%
HT1	-1600	-6.27%
PDR	-5800	-5.90%

下跌排名/股碼	漲跌(VND)	漲跌%
APS	-3800	-9.90%
IDJ	-3100	-5.76%
API	-4700	-5.75%
TIG	-1500	-5.36%
SD9	-600	-4.08%

下跌排名/股碼	漲跌(VND)	漲跌%
TBD	-6978	-9.30%
G36	-1030	-4.27%
NED	-274	-2.11%
PGB	-707	-1.99%
DDV	-495	-1.75%

*備註：市值>5,000 億盾；成交值>15 億盾

市值排名/股碼	Bil.VND
VIC	392,698
VCB	369,404
VHM	357,494
HPG	208,215
GAS	187,567

市值排名/股碼	Bil.VND
THD	88,655
IDC	27,210
KSF	21,690
VCS	18,608
BAB	17,021

市值排名/股碼	Bil.VND
ACV	178,495
MCH	80,953
BSR	68,205
VEA	59,257
VEF	39,754

交易量排名/股碼	成交值	30 日均
HAG	57,953,800	31,053,162
HQC	50,180,200	24,305,686
HPG	37,406,268	25,021,714
ROS	33,591,000	29,223,619
ITA	32,009,100	25,512,176

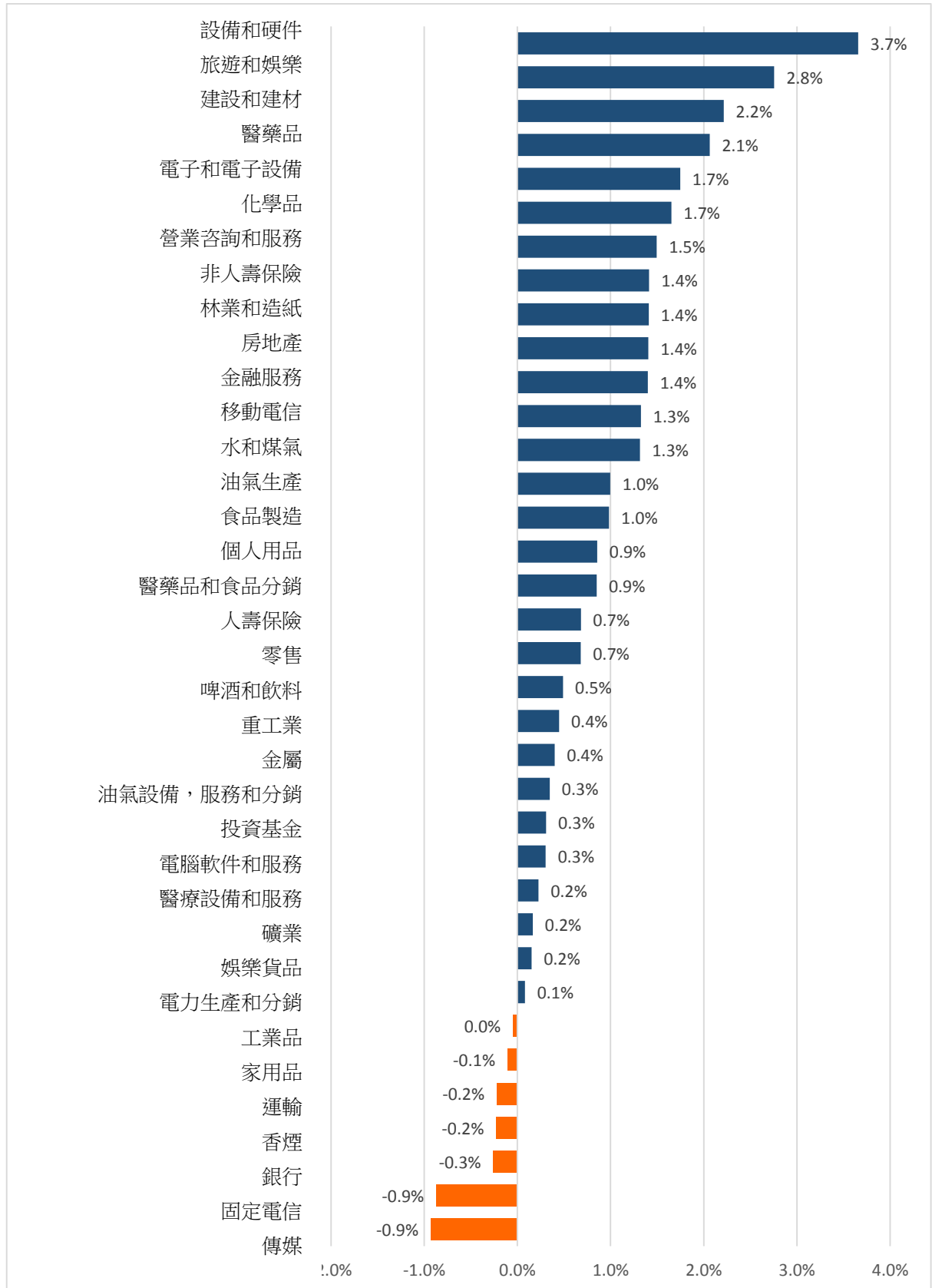
交易量排名/股碼	成交值	30 日均
KLF	10,345,009	10,781,888
APS	6,711,745	3,288,700
SHS	6,567,333	10,660,761
PVS	4,466,776	8,424,734
LAS	4,306,912	1,373,496

交易量排名/股碼	成交值	30 日均
HHV	14,082,521	11,869,566
FGL	7,484,913	10
BSR	6,366,946	11,523,808
VGT	4,841,754	5,330,061
G36	4,686,033	3,225,665

資料源: Bloomberg & Yuanta Research

We Create Fortune

各行業板塊的交易走勢

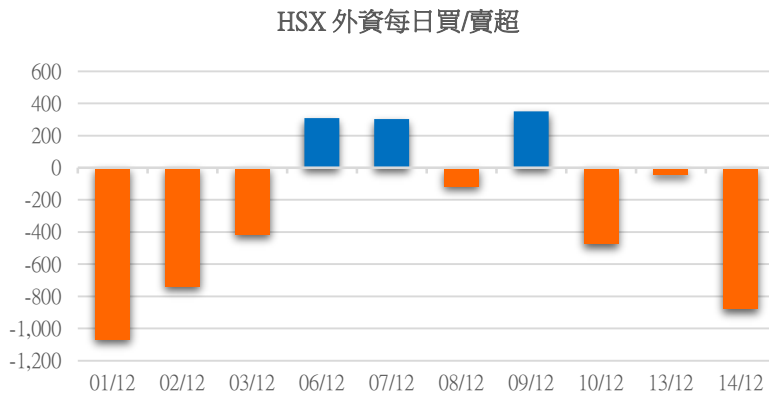


資料源: FimPro - YSVN



We Create **Fortune**

外資買進賣統計



證券代碼	買超金額 (Mil.VND)	證券代碼	賣超金額 (Mil.VND)
VIC	52,161	HPG	533,222
VRE	32,381	VPB	148,115
DGC	27,330	GEX	109,594
ITA	26,587	SSI	63,482
KDH	26,456	HSG	46,418

HSX 外資買/賣超的前 5 名

證券代碼	買超金額 (Mil.VND)	證券代碼	賣超金額 (Mil.VND)
IDC	22,482	PVI	1,633
SHS	4,621	HLD	728
APS	518	CTC	614
SCI	286	NDN	205
PVG	215	PVS	171

HNX 外資買/賣超的前 5 名

證券代碼	買超金額 (Mil.VND)	證券代碼	賣超金額 (Mil.VND)
VEA	4,099	VGT	1,425
MCM	3,291	QNS	1,284
MPC	2,384	BSR	587
ACV	1,417	SBS	204
IDP	1,400	MLS	82

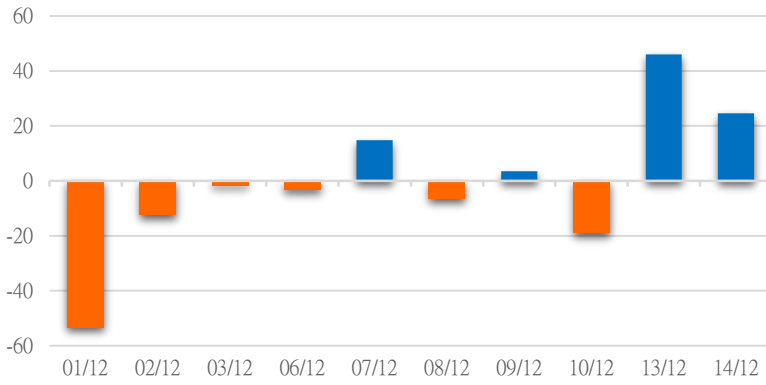
UPCOM 外資買/賣超的前 5 名

源: FiinPro - YSVN

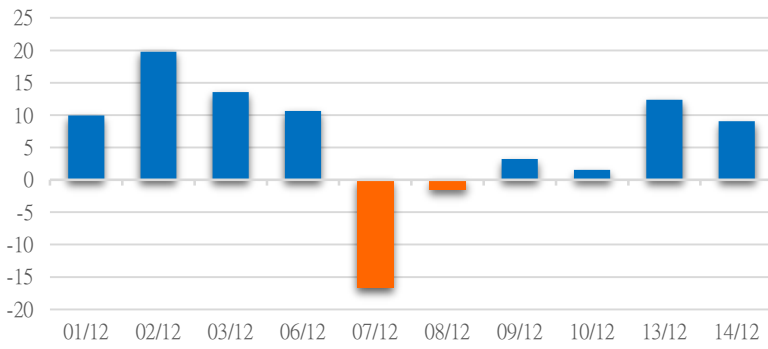


We Create **Fortune**

HNX外資每日買/賣超



UPCOM外資每日買/賣超





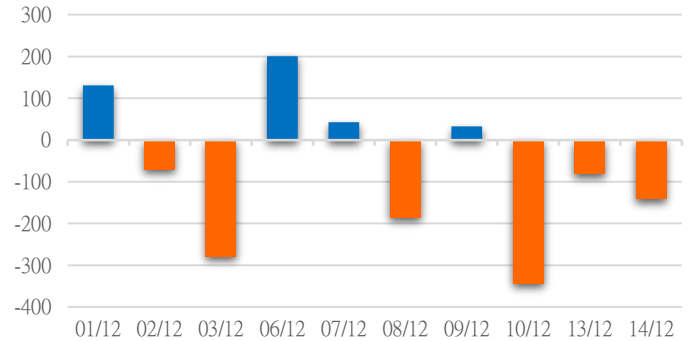
We Create **Fortune**

自營統計

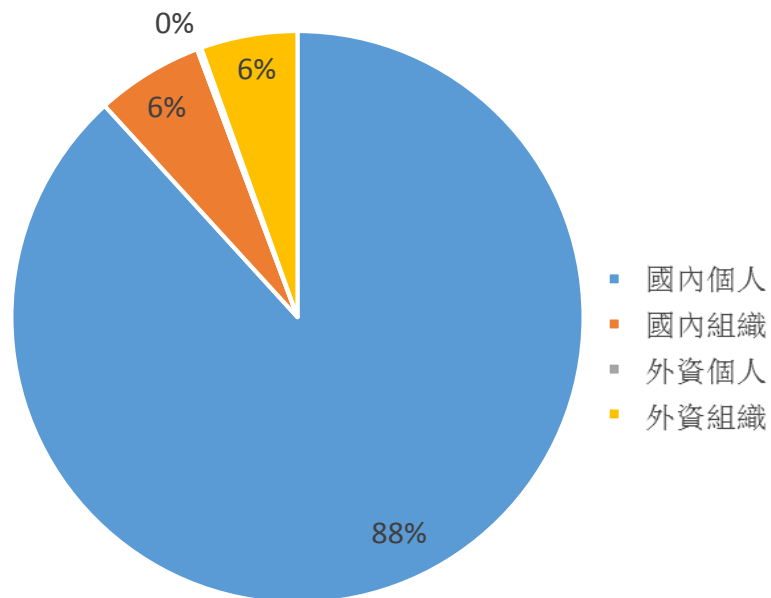
證券代碼	買超金額 (Mil.VND)	證券代碼	賣超金額 (Mil.VND)
HPG	38,566	AGG	21,316
CII	9,582	DPM	9,240
ACB	8,128	DCM	7,292
FPT	6,335	CTG	6,967
HDB	3,856	DGC	3,504

券商自營交易最大前名

券商自營交易每日買/賣超 (Bil.VND)



越南證券市場投資人類別統計

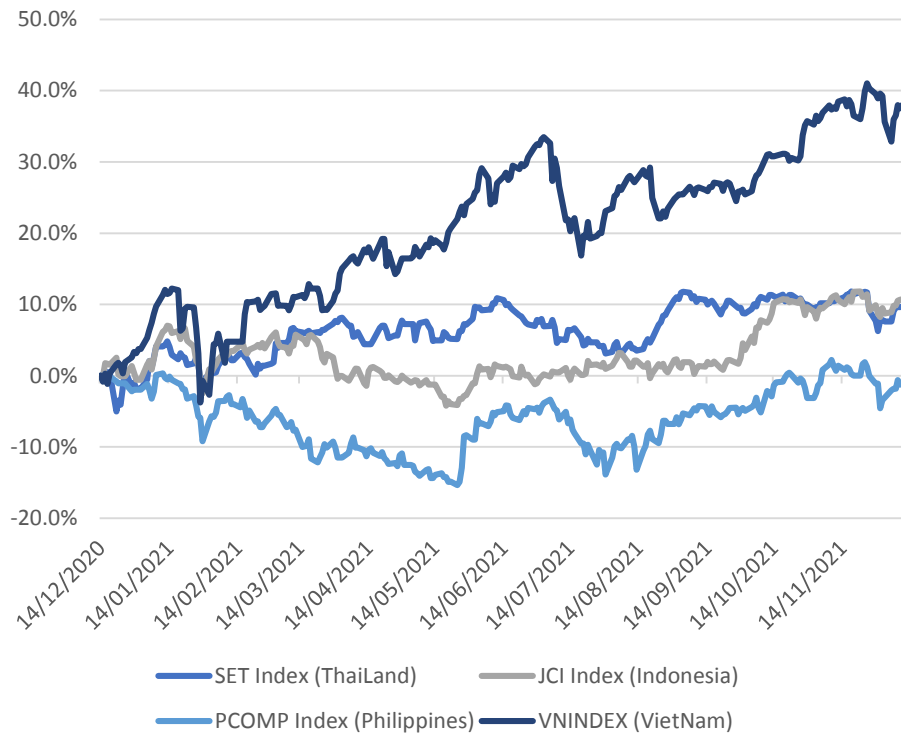


資料源: FiinPro - YSVN



We Create Fortune

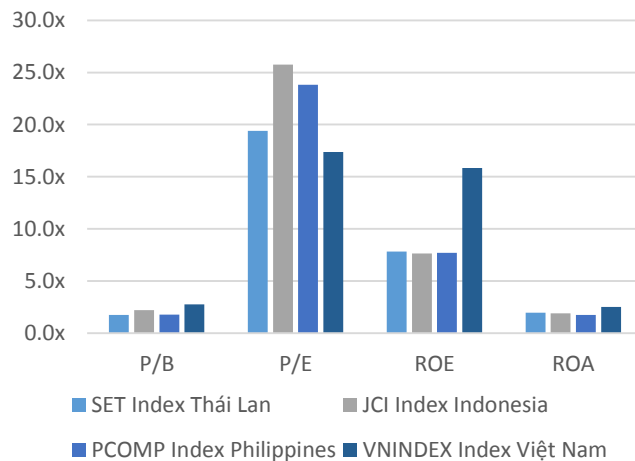
東南亞主要市場走勢比較



東南亞主要市場數據

		Thailand	Indonesia	Philippines	Vietnam
P/B		1.7x	2.2x	1.8x	2.8x
P/E		19.4x	25.64	23.8x	17.4x
ROE	%	7.82	7.67	7.69	15.88
ROA	%	1.97	1.91	1.73	2.53
Vốn hóa	Tỷ USD	567.52	580.34	190.06	250.05
GTGD	Triệu USD	1.88	0.72	0.08	1.02
LS cổ tức	%	2.73	1.93	1.58	1.12

源: Bloomberg & YSVN





We Create **Fortune**

元大證券（越南）公司

個人客戶分析部

Nguyễn Thị Minh
研究分析經理
+84 28 3622 6868 ext 3826
minh.nguyen@yuanta.com.vn

Lý Thị Hiền
研究分析主管
+84 28 3622 6868 ext 3908
hien.ly@yuanta.com.vn

Quách Đức Khánh
研究分析副主管
+84 28 3622 6868 ext 3833
khanh.quach@yuanta.com.vn

Khổng Hữu Hiệp
高級分析專員
+84 28 3622 6868 ext 3912
hiep.khong@yuanta.com.vn

Nguyễn Trịnh Ngọc Hồng
高級分析專員
+84 28 3622 6868 ext 3832
hong.nguyen@yuanta.com.vn

Phạm Tấn Phát
高級分析專員
+84 28 3622 6868 ext 3880
phat.pham@yuanta.com.vn

個人客戶業務部

Phạm Đắc Thành
北部分行經理
+84 28 3622 6868 ext 3416
thanh.pham@yuanta.com.vn

Võ Thị Thu Thủy
平陽分行經理
+84 28 3622 6868 ext 3505
thuy.vo@yuanta.com.vn

Lương Kỳ Ty
堤岸分行經理
+84 28 3622 6868 ext 3653
ty.luong@yuanta.com.vn

Bùi Quốc Phong
同奈分行經理
+84 28 3622 6868 ext 3701
phong.bui@yuanta.com.vn

Võ Đình Tuấn
峴港分行經理
+84 28 3622 6868 ext 3301
tuan.vo@yuanta.com.vn

Nguyễn Việt Quang
河內分行經理
+84 28 3622 6868 ext 3404
quang.nguyen@yuanta.com.vn

Đinh Thị Thu Cúc
頭頓分行經理
+84 28 3622 6868 ext 3203
cuc.dinh@yuanta.com.vn



We Create **Fortune**

Appendix A: Important Disclosures

Analyst Certification

Each research analyst primarily responsible for the content of this research report, in whole or in part, certifies that with respect to each security or issuer that the analyst covered in this report: (1) all of the views expressed accurately reflect his or her personal views about those securities or issuers; and (2) no part of his or her compensation was, is, or will be, directly or indirectly, related to the specific recommendations or views expressed by that research analyst in the research report.

Ratings Definitions

BUY: We have a positive outlook on the stock based on our expected absolute or relative return over the investment period. Our thesis is based on our analysis of the company's outlook, financial performance, catalysts, valuation and risk profile. We recommend investors add to their position.

HOLD-Outperform: In our view, the stock's fundamentals are relatively more attractive than peers at the current price. Our thesis is based on our analysis of the company's outlook, financial performance, catalysts, valuation and risk profile.

HOLD-Underperform: In our view, the stock's fundamentals are relatively less attractive than peers at the current price. Our thesis is based on our analysis of the company's outlook, financial performance, catalysts, valuation and risk profile.

SELL: We have a negative outlook on the stock based on our expected absolute or relative return over the investment period. Our thesis is based on our analysis of the company's outlook, financial performance, catalysts, valuation and risk profile. We recommend investors reduce their position.

Under Review: We actively follow the company, although our estimates, rating and target price are under review.

Restricted: The rating and target price have been suspended temporarily to comply with applicable regulations and/or Yuanta policies.

Note: Yuanta research coverage with a Target Price is based on an investment period of 12 months. Greater China Discovery Series coverage does not have a formal 12 month Target Price and the recommendation is based on an investment period specified by the analyst in the report.

Global Disclaimer

© 2018 Yuanta. All rights reserved. The information in this report has been compiled from sources we believe to be reliable, but we do not hold ourselves responsible for its completeness or accuracy. It is not an offer to sell or solicitation of an offer to buy any securities. All opinions and estimates included in this report constitute our judgment as of this date and are subject to change without notice.

This report provides general information only. Neither the information nor any opinion expressed herein constitutes an offer or invitation to make an offer to buy or sell securities or other investments. This material is prepared for general circulation to clients and is not intended to provide tailored investment advice and does not take into account the individual financial situation and objectives of any specific person who may receive this report. Investors should seek financial advice regarding the appropriateness of investing in any securities, investments or investment strategies discussed or recommended in this report. The information contained in this report has been compiled from sources believed to be reliable but no representation or warranty, express or implied, is made as to its accuracy, completeness or correctness. This report is not (and should not be construed as) a solicitation to act as securities broker or dealer in any jurisdiction by any person or company that is not legally permitted to carry on such business in that jurisdiction.

Yuanta research is distributed in the United States only to Major U.S. Institutional Investors (as defined in Rule 15a-6 under the Securities Exchange Act of 1934, as amended and SEC staff interpretations thereof). All transactions by a US person in the securities mentioned in this report must be effected through a registered broker-dealer under Section 15 of the Securities Exchange Act of 1934, as amended. Yuanta research is distributed in Taiwan by Yuanta Securities Investment Consulting. Yuanta research is distributed in Hong Kong by Yuanta Securities (Hong Kong) Co. Limited, which is licensed in Hong Kong by the Securities and Futures Commission for regulated activities, including Type 4 regulated activity (advising on securities). In Hong Kong, this research report may not be redistributed, retransmitted or disclosed, in whole or in part or and any form or manner, without the express written