

當日市場：各指數在窄幅內波動

2021/12/16

市場走勢

市場指數	VNI	HNI	UPCOM
收盤	1,475.50	453.70	111.72
%日	-0.04%	-0.22%	-0.33%
%週	1.56%	0.88%	0.39%
%月	-0.07%	2.12%	-0.02%
%年	39.82%	170.27%	60.47%
成交值(Bil.VND)			
當日	25,719	3,384	1,772
日均量/週	24,227	3,026	2,224
日均量/月	29,616	3,985	2,683
外資進出			
買進	1,300.11	5.54	23.38
賣出	1,449.77	12.17	12.30
買賣超	-149.66	-6.63	11.08
市場漲跌家數			
上漲	153	105	164
下跌	222	130	200
持平	44	117	539
市場指標			
P/E	17.34	24.11	24.76
總市值 (兆盾)	5,780	491	1,460
股息殖利 ²	1.53%	3.06%	3.40%

資料源: Bloomberg - YSVN

VNINDEX



HNIINDEX



市場走勢

市場繼續窄幅波動，流動性仍很低迷，投資者情緒等待美聯儲為期兩天的政策會議信號。VNI-Index 收盤略低於參考價，HNX-Index 下跌 0.22%，而 Upcom-Index 同步下跌 0.33%。當天 3 大市場的交易額達到 28 兆 1,380 億越南盾。

VN30 指數則相反，上漲 0.2%，其中有 16 檔股票上漲，12 檔下跌。銀行股看到了積極的走勢，如：TPB (+3%)、HDB (+1.5%) 和 MSN (+2.7%)、NVL (+1.7%) 等均是當天的亮點。相反，POW (-3%)、VIC (-2.4%)、SSI (-1.9%)、GVR (-1%) 則有顯著的修正交易日。

短期獲利壓力也出現在近期強勢上漲的股票，如：ITA (-6.9%)、HNG (-5.4%)，而 DIG (+4.6%)、ROS (+6.9%)、HAG (+1.7%) 則繼續保持其漲勢。

外資賣超超過 1450 億越南盾，其中 VPB (3430 億)、NLG (510 億)、GVR (310 億) 領跑。另一方面，VIC (970 億)、VHM (700 億)、VNM (260 億) 領先於買超列表。

市場短期觀點

我們認為下個交易日大盤可能將繼續橫盤移動，指數也可能會在窄幅內震盪；1,468 點為 VN-Index 的短期支撐位。同時，短期現金流仍呈現疲軟，及在各類股票之間分化的跡象，雖然大型股在 2021 年 12 月 15 日出現積極的信號，但未來現金流仍處於低水平，表明投資者仍未準備號回歸這類股票。此外，短期情緒指標仍處於低位，顯示此時段的適當策略是持有低比例的股票。

大盤短期走勢維持中性。因此，我們建議短線投資者可繼續持有佔投資組合 30-35% 的股票比例，並在現價區間停止拋售。同時，新的投資應僅以低於 5% 的比重進行，以探索短期的機會。

請在 <https://ysradar.yuanta.com.vn/> 查看有關股票的信號。



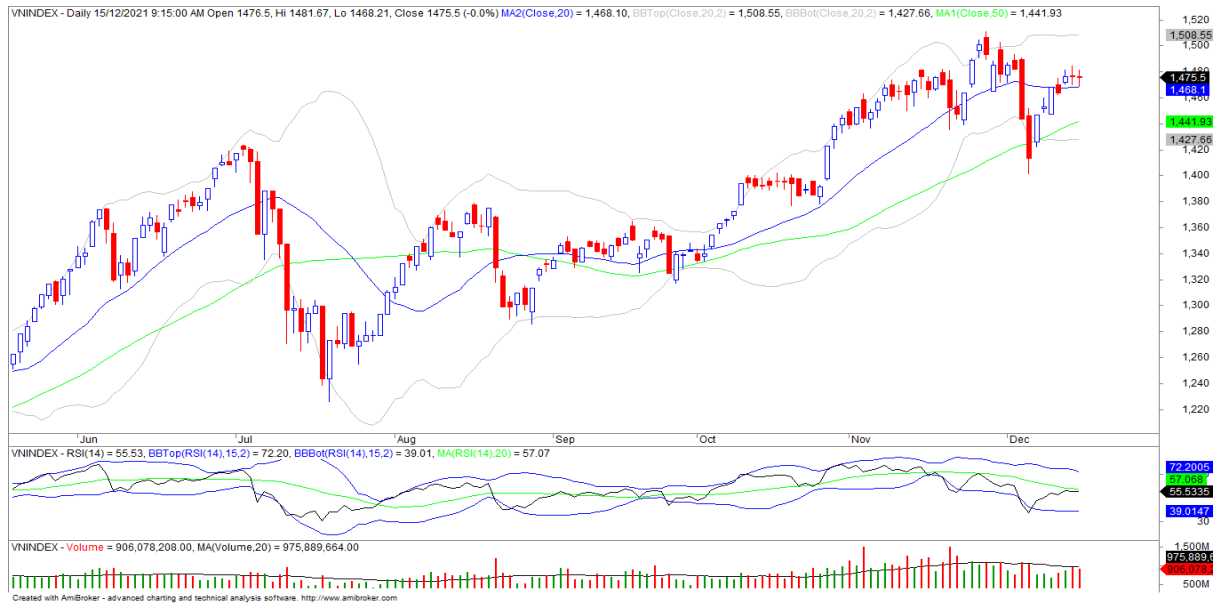
We Create Fortune

熱門股技術分析

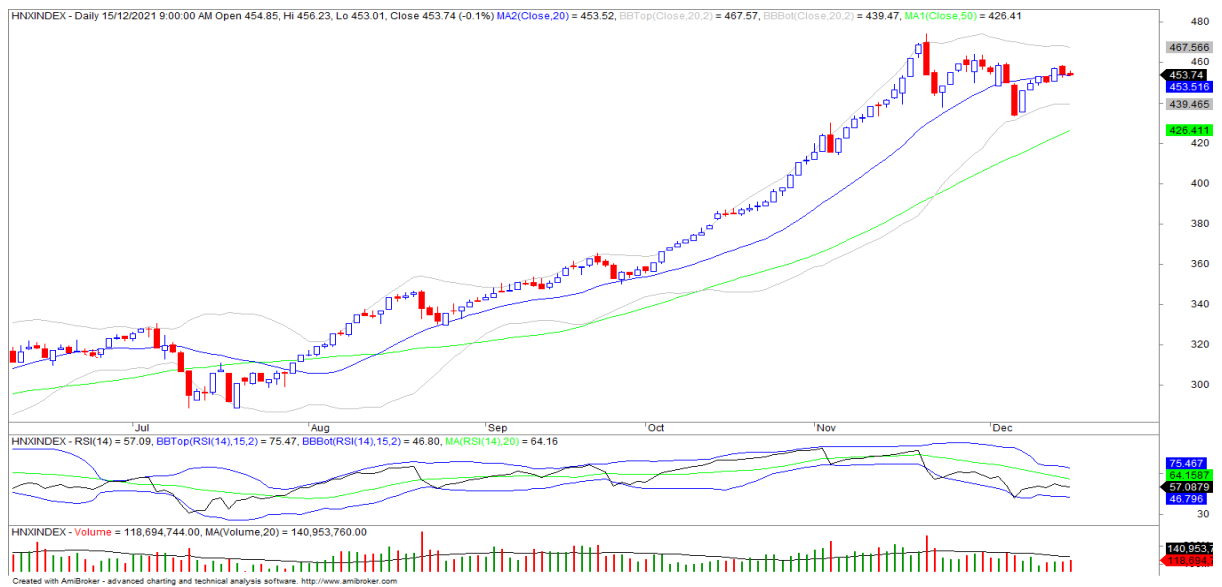


We Create Fortune

技術分析圖



指數技術分析圖 VN-Index



指數技術分析圖 HNX-Index

指數	短期趨勢	中期趨勢	阻力區 1	阻力區 2	支撐區 1	支撐區 2
VN-Index	中立	上漲	1500	1530	1210	970
HNX-Index	中立	上漲	470	500	300	180
VN30	中立	上漲	1550	1570	1445	960
VNMidcaps	中立	上漲	1,730	1800	1650	963
VNSmallcaps	中立	上漲	1430	1450	1400	804

We Create Fortune

胡志明市交易所 (HSX)

	收盤	漲跌%
VNI	1475.5	-0.04%
VN30	1519.42	0.20%
VN Mid	2099	-0.15%
VN Small	2083.27	-0.44%

河內交易所 (HSX)

	收盤	漲跌%
HNI	453.7	-0.22%
HN30	761.03	-0.54%
VNX AllSh	1523.59	0.04%

UPCOM 市場 (UPCoM)

	收盤	漲跌%
UPCoM	111.72	-0.33%

外資交易	成交值 (Bil.VND)
買進	1300.11
賣出	1449.77
買超/賣超	-149.66

外資交易	成交值 (Bil.VND)
買進	5.54
賣出	12.17
買超/賣超	-6.63

外資交易	成交值 (Bil.VND)
買進	23.38
賣出	12.30
買超/賣超	11.08

上漲排名/股碼	漲跌(VND)	漲跌%
DCL	2800	7.00%
VOS	1350	6.98%
BCM	4100	6.96%
RDP	900	6.92%
BAF	2650	6.92%

上漲排名/股碼	漲跌(VND)	漲跌%
CEO	4100	9.95%
WSS	1500	9.93%
APS	3400	9.83%
VIT	1800	9.73%
DL1	1300	9.56%

上漲排名/股碼	漲跌(VND)	漲跌%
LLM	2778	14.39%
MKP	5907	10.13%
PBC	1940	9.70%
HD6	3341	9.36%
LIC	6140	8.52%

下跌排名/股碼	漲跌(VND)	漲跌%
IDI	-1200	-6.98%
MCG	-730	-6.92%
ITA	-1200	-6.90%
TGG	-1750	-6.86%
HNG	-600	-5.36%

下跌排名/股碼	漲跌(VND)	漲跌%
LHC	-11800	-9.96%
PVL	-1700	-9.50%
IDC	-4000	-4.55%
IPA	-3000	-4.35%
CMS	-1500	-4.08%

下跌排名/股碼	漲跌(VND)	漲跌%
G36	-1257	-5.44%
TBD	-2978	-4.38%
MTA	-728	-4.07%
AAS	-1046	-3.71%
VHG	-247	-3.25%

*備註：市值>5,000 億盾；成交值>15 億盾

市值排名/股碼	Bil.VND
VIC	390,035
VCB	368,292
VHM	357,494
HPG	213,358
GAS	187,950

市值排名/股碼	Bil.VND
THD	88,725
IDC	26,400
KSF	21,510
VCS	18,400
BAB	16,946

市值排名/股碼	Bil.VND
ACV	178,493
MCH	81,120
BSR	67,498
VEA	58,403
VEF	39,365

交易量排名/股碼	成交值	30 日均
ROS	54,938,100	29,422,136
ITA	39,972,900	25,755,036
HAG	38,318,000	32,275,918
CII	31,014,900	7,811,105
HQC	27,286,000	25,481,800

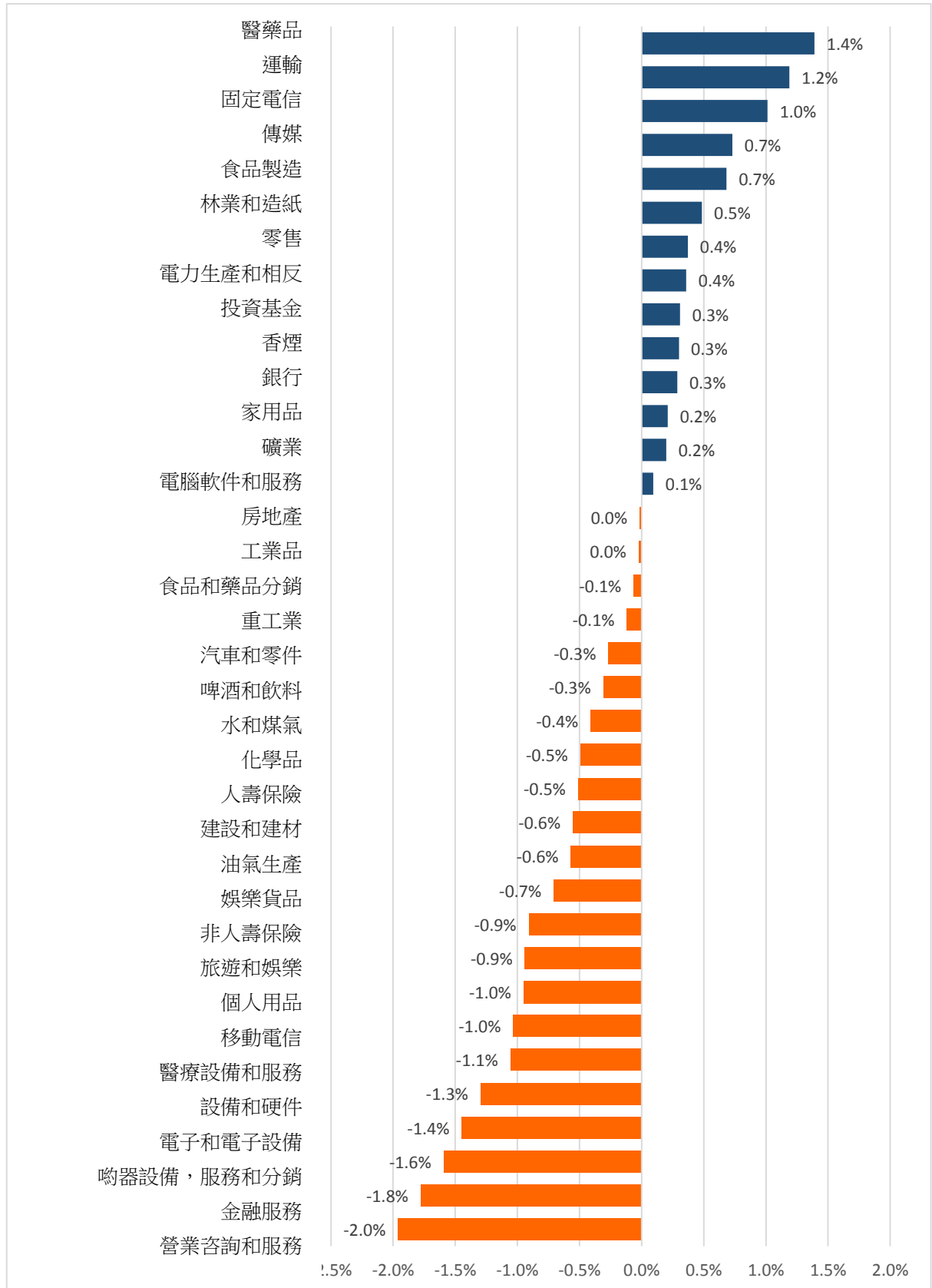
交易量排名/股碼	成交值	30 日均
KLF	11,474,943	10,762,029
DL1	10,501,392	2,737,686
CEO	7,808,623	6,498,902
SHS	7,404,870	10,474,695
PVS	5,580,077	8,244,827

交易量排名/股碼	成交值	30 日均
HHV	8,666,279	11,951,973
BSR	7,745,713	11,289,405
VHG	5,739,654	6,306,807
VGT	4,007,832	5,307,865
CEN	3,718,620	722,068

資料源: Bloomberg & Yuanta Research

We Create Fortune

各行業板塊的交易走勢



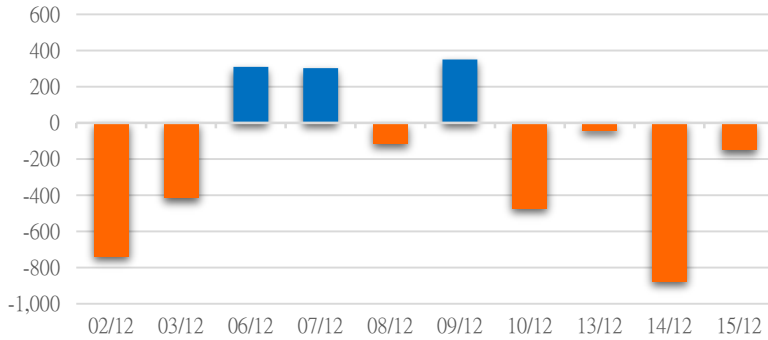
資料源: FimPro - YSVN



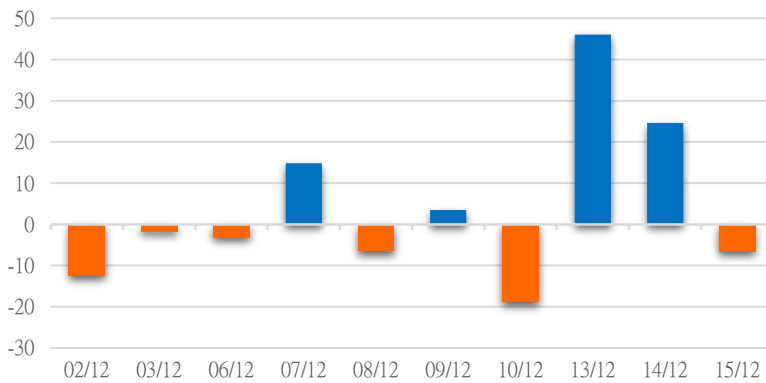
We Create Fortune

外資買進賣統計

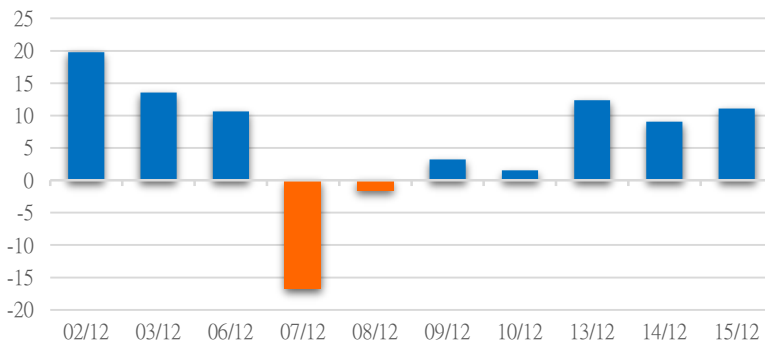
HSX 外資每日買/賣超



HNX 外資每日買/賣超



UPCOM 外資每日買/賣超



證券代碼	買超金額 (Mil.VND)	證券代碼	賣超金額 (Mil.VND)
VIC	97,216	VPB	343,330
VHM	69,923	NLG	51,322
VNM	26,356	GVR	31,459
BCM	26,315	KBC	24,703
VPI	25,999	CII	24,115

HSX 外資買/賣超的前 5 名

證券代碼	買超金額 (Mil.VND)	證券代碼	賣超金額 (Mil.VND)
DAD	1,437	HUT	4,478
BTS	651	APS	1,834
VC2	385	NDN	1,411
IDC	338	PVS	914
L14	320	IDJ	547

HNX 外資買/賣超的前 5 名

證券代碼	買超金額 (Mil.VND)	證券代碼	賣超金額 (Mil.VND)
VEA	5,694	QNS	3,487
MPC	2,490	BSR	1,619
HHV	2,142	MKP	569
IDP	700	IFS	101
ACV	611	HPP	77

UPCOM 外資買/賣超的前 5 名

源: FiiPro - YSVN



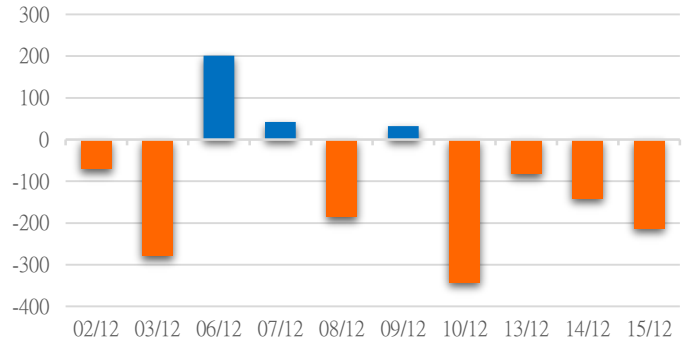
We Create **Fortune**

自營統計

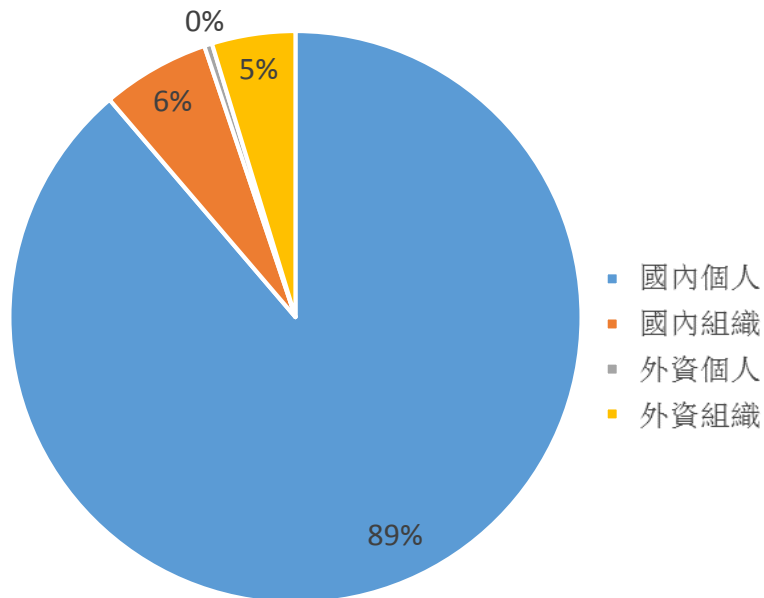
證券代碼	買超金額 (Mil.VND)	證券代碼	賣超金額 (Mil.VND)
LPB	19,856	GEX	88,908
HPG	11,297	FUEVFN30	16,718
CII	10,185	MSN	15,135
MBB	9,821	MWG	12,431
ACB	5,496	E1VFN30	8,780

券商自營交易最大前名

券商自營交易每日買/賣超 (Bil.VND)



越南證券市場投資人類別統計

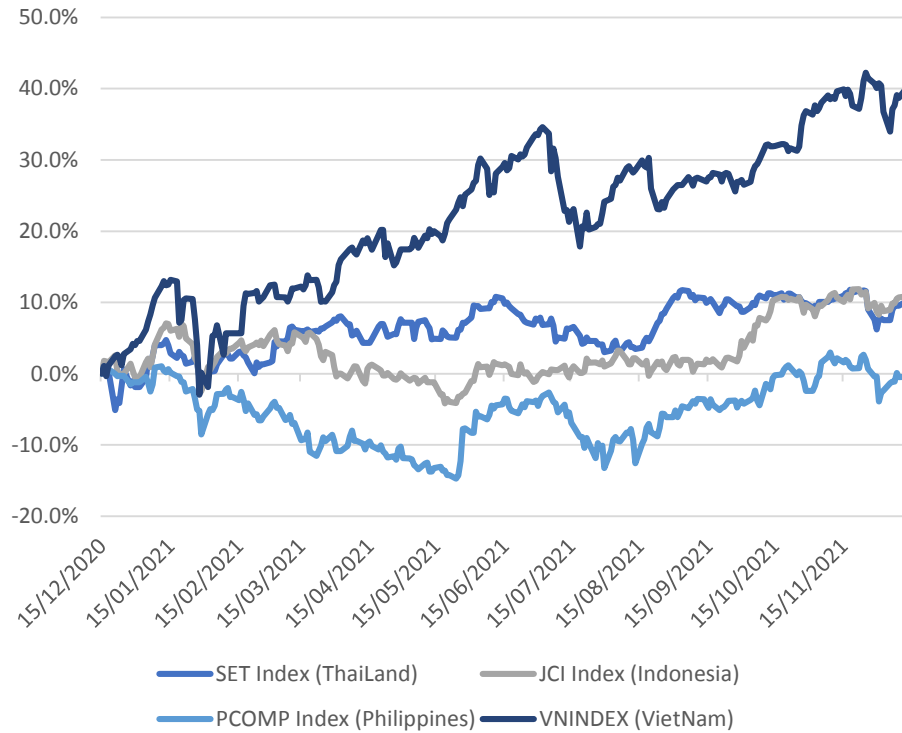


資料源: FiinPro - YSVN



We Create Fortune

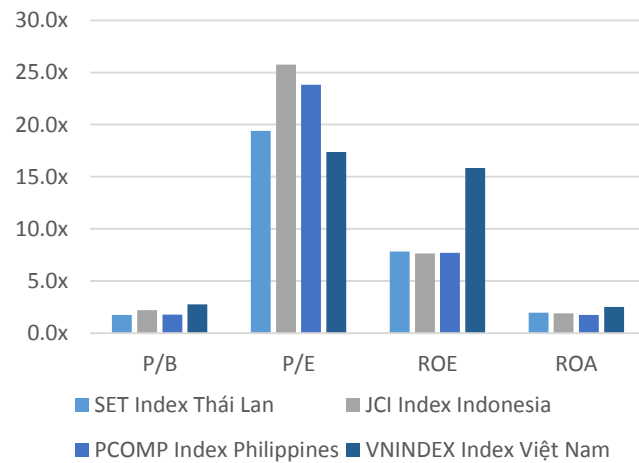
東南亞主要市場走勢比較



東南亞主要市場數據

		Thailand	Indonesia	Philippines	Vietnam
P/B		1.8x	2.2x	1.7x	2.8x
P/E		19.5x	25.73	23.5x	17.4x
ROE	%	7.82	7.67	7.69	15.88
ROA	%	1.97	1.91	1.73	2.53
Vốn hóa	Tỷ USD	569.72	576.22	191.23	249.44
GTGD	Triệu USD	1.86	0.65	0.10	1.09
LS cổ tức	%	2.73	1.92	1.61	1.15

源: Bloomberg & YSVN





We Create **Fortune**

元大證券（越南）公司

個人客戶分析部

Nguyễn Th ê Minh
研究分析經理
+84 28 3622 6868 ext 3826
minh.nguyen@yuanta.com.vn

Lý Thị Hi ền
研究分析主管
+84 28 3622 6868 ext 3908
hien.ly@yuanta.com.vn

Quách Đức Khánh
研究分析副主管
+84 28 3622 6868 ext 3833
khanh.quach@yuanta.com.vn

Khổng Hữu Hiệp
高級分析專員
+84 28 3622 6868 ext 3912
hiep.khong@yuanta.com.vn

Nguyễn Trịnh Ngọc Hồng
高級分析專員
+84 28 3622 6868 ext 3832
hong.nguyen@yuanta.com.vn

Phạm Tấn Phát
高級分析專員
+84 28 3622 6868 ext 3880
phat.pham@yuanta.com.vn

個人客戶業務部

Phạm Đắc Thành
北部分行經理
+84 28 3622 6868 ext 3416
thanh.pham@yuanta.com.vn

Võ Thị Thu Thủy
平陽分行經理
+84 28 3622 6868 ext 3505
thuy.vo@yuanta.com.vn

Lương Kỳ Ty
堤岸分行經理
+84 28 3622 6868 ext 3653
ty.luong@yuanta.com.vn

Bùi Quốc Phong
同奈分行經理
+84 28 3622 6868 ext 3701
phong.bui@yuanta.com.vn

Võ Đình Tuấn
峴港分行經理
+84 28 3622 6868 ext 3301
tuan.vo@yuanta.com.vn

Nguyễn Việt Quang
河內分行經理
+84 28 3622 6868 ext 3404
quang.nguyen@yuanta.com.vn

Đinh Thị Thu Cúc
頭頓分行經理
+84 28 3622 6868 ext 3203
cuc.dinh@yuanta.com.vn



We Create **Fortune**

Appendix A: Important Disclosures

Analyst Certification

Each research analyst primarily responsible for the content of this research report, in whole or in part, certifies that with respect to each security or issuer that the analyst covered in this report: (1) all of the views expressed accurately reflect his or her personal views about those securities or issuers; and (2) no part of his or her compensation was, is, or will be, directly or indirectly, related to the specific recommendations or views expressed by that research analyst in the research report.

Ratings Definitions

BUY: We have a positive outlook on the stock based on our expected absolute or relative return over the investment period. Our thesis is based on our analysis of the company's outlook, financial performance, catalysts, valuation and risk profile. We recommend investors add to their position.

HOLD-Outperform: In our view, the stock's fundamentals are relatively more attractive than peers at the current price. Our thesis is based on our analysis of the company's outlook, financial performance, catalysts, valuation and risk profile.

HOLD-Underperform: In our view, the stock's fundamentals are relatively less attractive than peers at the current price. Our thesis is based on our analysis of the company's outlook, financial performance, catalysts, valuation and risk profile.

SELL: We have a negative outlook on the stock based on our expected absolute or relative return over the investment period. Our thesis is based on our analysis of the company's outlook, financial performance, catalysts, valuation and risk profile. We recommend investors reduce their position.

Under Review: We actively follow the company, although our estimates, rating and target price are under review.

Restricted: The rating and target price have been suspended temporarily to comply with applicable regulations and/or Yuanta policies.

Note: Yuanta research coverage with a Target Price is based on an investment period of 12 months. Greater China Discovery Series coverage does not have a formal 12 month Target Price and the recommendation is based on an investment period specified by the analyst in the report.

Global Disclaimer

© 2018 Yuanta. All rights reserved. The information in this report has been compiled from sources we believe to be reliable, but we do not hold ourselves responsible for its completeness or accuracy. It is not an offer to sell or solicitation of an offer to buy any securities. All opinions and estimates included in this report constitute our judgment as of this date and are subject to change without notice.

This report provides general information only. Neither the information nor any opinion expressed herein constitutes an offer or invitation to make an offer to buy or sell securities or other investments. This material is prepared for general circulation to clients and is not intended to provide tailored investment advice and does not take into account the individual financial situation and objectives of any specific person who may receive this report. Investors should seek financial advice regarding the appropriateness of investing in any securities, investments or investment strategies discussed or recommended in this report. The information contained in this report has been compiled from sources believed to be reliable but no representation or warranty, express or implied, is made as to its accuracy, completeness or correctness. This report is not (and should not be construed as) a solicitation to act as securities broker or dealer in any jurisdiction by any person or company that is not legally permitted to carry on such business in that jurisdiction.

Yuanta research is distributed in the United States only to Major U.S. Institutional Investors (as defined in Rule 15a-6 under the Securities Exchange Act of 1934, as amended and SEC staff interpretations thereof). All transactions by a US person in the securities mentioned in this report must be effected through a registered broker-dealer under Section 15 of the Securities Exchange Act of 1934, as amended. Yuanta research is distributed in Taiwan by Yuanta Securities Investment Consulting. Yuanta research is distributed in Hong Kong by Yuanta Securities (Hong Kong) Co. Limited, which is licensed in Hong Kong by the Securities and Futures Commission for regulated activities, including Type 4 regulated activity (advising on securities). In Hong Kong, this research report may not be redistributed, retransmitted or disclosed, in whole or in part or and any form or manner, without the express written