

## 當日市場：中小型股繼續吸引現金流

2021/12/17

### 市場走勢

市場指數	VNI	HNI	UPCOM
收盤	1,476.61	457.03	111.73
%日	0.08%	0.73%	0.01%
%週	0.59%	0.99%	-0.16%
%月	0.69%	1.06%	0.22%
%年	38.39%	166.30%	59.05%

### 成交值(Bil.VND)

當日	26,846	3,406	1,900
日均量/週	25,729	3,186	2,190
日均量/月	29,311	3,906	2,612

### 外資進出

買進	1,356.37	14.80	22.05
賣出	1,514.13	188.31	17.65
買賣超	-157.76	-173.52	4.40

### 市場漲跌家數

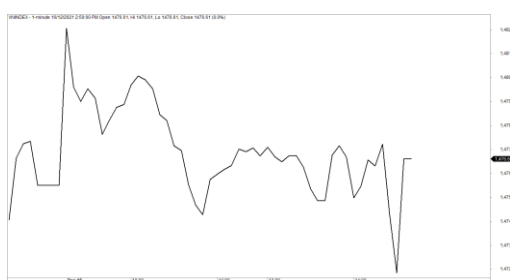
上漲	189	123	156
下跌	177	111	199
持平	53	118	548

### 市場指標

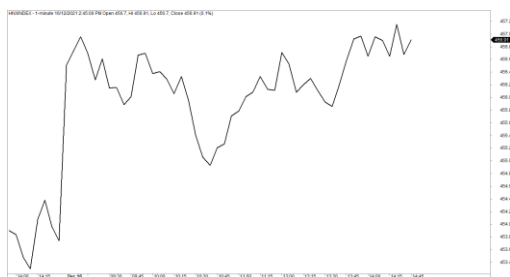
P/E	17.33	24.08	24.81
總市值 (兆盾)	5,778	490	1,469
股息殖利 <sup>2</sup>	1.53%	3.13%	3.46%

資料源: Bloomberg - YSVN

### VNINDEX



### HNIINDEX



### 市場走勢

12 月期貨合約到期，VN30-Index 的走勢劇烈震盪，相比之下，VNI-Index 收盤小幅上漲 0.08%，報 1476.61 點，HNX-Index 上漲 0.73%，而 Upcom-Index 也收於參考水平上。3 大市場的交易額達 29 兆 7,650 億越南盾。

VN30-Index 指數錄得 18 檔股票下跌和 9 檔上漲。銀行和金融服務是對指數產生負面影響最大的股票，如 VPB (-2.7%)、TPB (-1.5%)、HDB (-1.2%)、ACB (-1.2%)、SSI (-1.5%) 以及 PNJ (-2.4%)、VRE (-1%) 等。相反，POW (6.8%)、PDR (3.9%) 是當天積極上漲的兩檔藍籌股。

相反，中小型股仍能保持上漲趨勢，ITA (6.8%)、FLC (+6.7%)、ROS (+7%)、HQC (+6.8%)、HAG (+7%)、LDG (+7%) 等。

外資賣出超過 3260 億越南盾，其中 VPB (3160 億)、CEO (1760 億)、TCH (640 億) 是外資不斷拋售的股票。另一方面，VIC (830 億)、STB (640 億)、VNM (630 億) 領先於買超列表。

### 市場短期觀點

我們認為市場可能仍在震盪，VN-Index 將繼續在 20 天移動平均線附近橫盤整理。同時，各類股的現金流繼續分化，其中中小型股仍被認為是市場關注的焦點，VNMidcaps 指數創下歷史新高，該指數的價格走勢圖仍處於積極的強烈波動時期，表明中型股都在吸引更好的現金流。此外，情緒指標持續改善，顯示新的支付機會繼續增加，但整體情緒對當前趨勢仍然悲觀，因此現金流尚未準備好返回市場。

大盤短期走勢維持中性。因此，我們建議短線投資者可逐步將股票比例提高至投資組合的 35-40%。與此同時，投資者避免在市場強勁上漲時追買，而只在修正時買進股票。

請在 <https://ysradar.yuanta.com.vn/> 查看有關股票的信號。



We Create Fortune

### 熱門股技術分析





We Create Fortune

技術分析圖



指數技術分析圖 VN-Index



指數技術分析圖 HNX-Index

指數	短期趨勢	中期趨勢	阻力區 1	阻力區 2	支撐區 1	支撐區 2
VN-Index	中立	上漲	1500	1530	1210	970
HNX-Index	中立	上漲	470	500	300	180
VN30	中立	上漲	1550	1570	1445	960
VNMidcaps	中立	上漲	1,730	1800	1650	963
VNSmallcaps	中立	上漲	1430	1450	1400	804



We Create Fortune

胡志明市交易所 (HSX)

	收盤	漲跌%
VNI	1476.61	0.08%
VN30	1510.17	-0.61%
VN Mid	2128.23	1.39%
VN Small	2106.27	1.10%

河內交易所 (HSX)

	收盤	漲跌%
HNI	457.03	0.73%
HN30	770.74	1.28%
VNX AllSh	1523.7	0.01%

UPCOM 市場 (UPCoM)

	收盤	漲跌%
UPCoM	111.73	0.01%

外資交易	成交值 (Bil.VND)
買進	1356.37
賣出	1514.13
買超/賣超	-157.76

外資交易	成交值 (Bil.VND)
買進	14.80
賣出	188.31
買超/賣超	-173.52

外資交易	成交值 (Bil.VND)
買進	22.05
賣出	17.65
買超/賣超	4.40

上漲排名/ 股碼	漲跌(VND)	漲跌%
DIG	5700	6.99%
LDG	1000	6.99%
QCG	1000	6.99%
AMD	550	6.98%
HAG	850	6.97%

上漲排名/ 股碼	漲跌(VND)	漲跌%
KLF	800	9.88%
VIT	2000	9.85%
CEO	4400	9.71%
L18	4800	8.76%
HLD	3400	8.70%

上漲排名/ 股碼	漲跌(VND)	漲跌%
LIC	11214	14.34%
SID	1920	10.91%
TTN	1382	5.96%
G36	1230	5.64%
LLM	1069	4.84%

下跌排名/ 股碼	漲跌(VND)	漲跌%
TGG	-1650	-6.95%
SJF	-800	-6.15%
KHP	-900	-5.42%
DPG	-3600	-4.80%
C47	-1100	-4.56%

下跌排名/ 股碼	漲跌(VND)	漲跌%
PTI	-5100	-9.81%
DXP	-800	-3.40%
WSS	-500	-3.01%
VIG	-500	-2.87%
DVG	-600	-2.55%

下跌排名/ 股碼	漲跌(VND)	漲跌%
PRT	-3807	-10.94%
PBC	-1887	-8.62%
MTA	-1016	-5.91%
CLX	-690	-2.45%
EVF	-418	-2.14%

\*備註：市值>5,000 億盾；成交值>15 億盾

市值排名/ 股碼	Bil.VND
VIC	380,521
VCB	370,517
VHM	359,671
HPG	213,806
MSN	190,066

市值排名/ 股碼	Bil.VND
THD	88,760
IDC	25,200
KSF	21,390
VCS	18,304
BAB	17,021

市值排名/ 股碼	Bil.VND
ACV	177,428
MCH	81,163
BSR	66,602
VEA	58,983
PGV	40,274

交易量排名/ 股碼	成交值	30 日均
POW	41,619,500	24,068,532
VPB	37,596,500	19,244,959
ROS	36,814,700	30,169,318
FLC	35,544,300	25,968,182
SSI	29,295,200	23,791,477

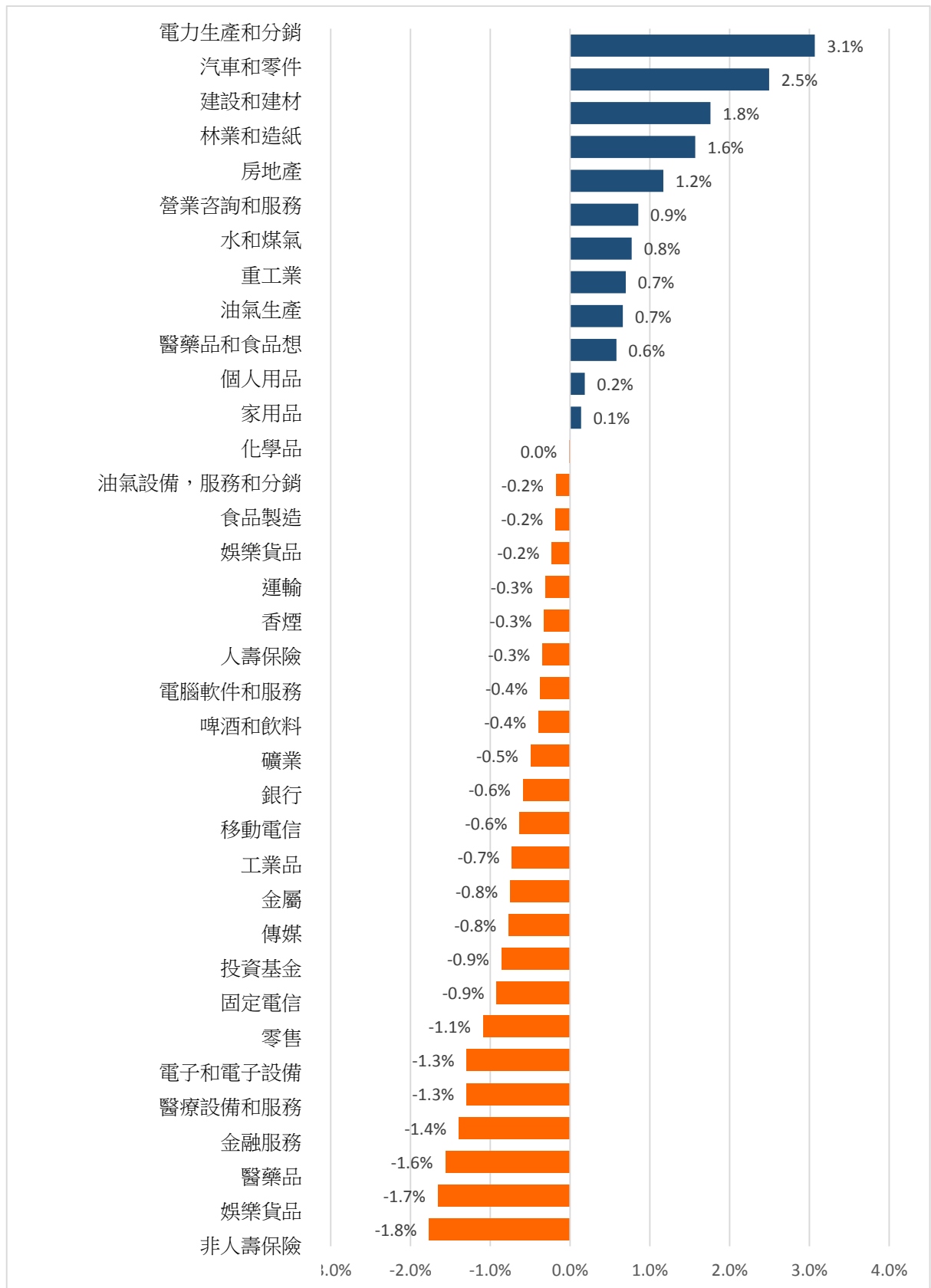
交易量排名/ 股碼	成交值	30 日均
KLF	12,216,247	10,496,790
CEO	10,031,258	6,715,518
SHS	8,943,322	10,411,989
ART	6,752,030	5,785,875
PVS	5,188,899	7,665,934

交易量排 名/股碼	成交值	30 日均
EVF	16,960,496	1,531,074
HHV	8,889,607	11,771,991
BSR	6,893,396	10,672,875
VGT	5,356,240	5,155,557
SBS	3,825,782	6,546,891

資料源: Bloomberg & Yuanta Research

We Create **Fortune**

## 各行業板塊的交易走勢



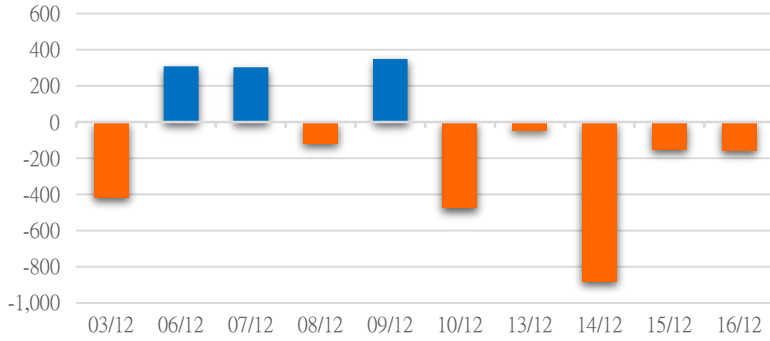
資料源: FimPro - YSVN



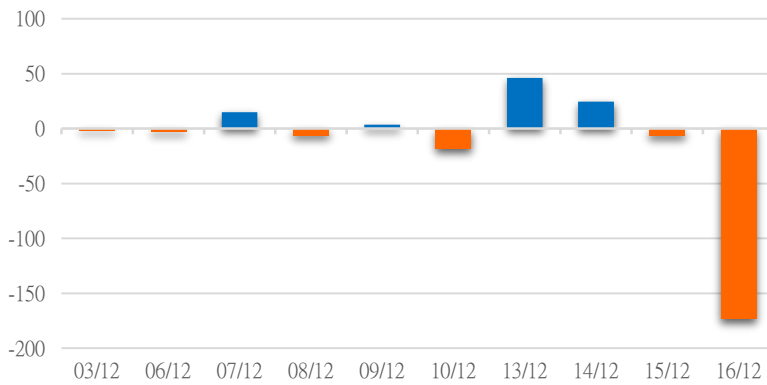
We Create Fortune

## 外資買進賣統計

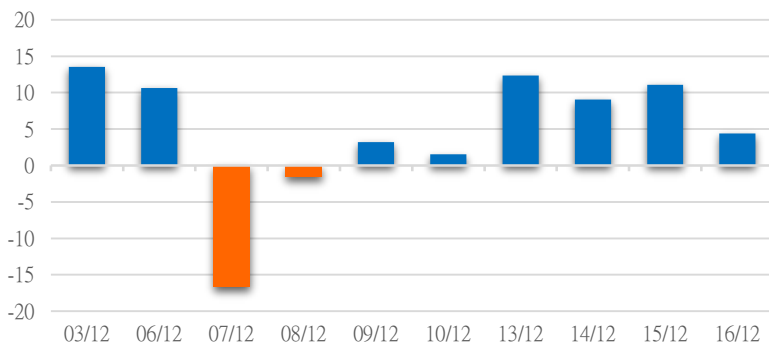
HSX 外資每日買/賣超



HNX 外資每日買/賣超



UPCOM 外資每日買/賣超



證券代碼	買超金額 (Mil.VND)	證券代碼	賣超金額 (Mil.VND)
VIC	82,784	VPB	316,123
STB	63,893	TCH	63,503
VNM	62,933	FUEVFNVD	51,565
HPG	60,783	DXG	51,514
VRE	29,303	NLG	30,247

HSX 外資買/賣超的前 5 名

證券代碼	買超金額 (Mil.VND)	證券代碼	賣超金額 (Mil.VND)
THD	3,456	CEO	176,192
VCS	1,599	IDC	3,049
BVS	1,286	HLD	1,220
APS	987	BCC	340
HHG	428	S99	339

HNX 外資買/賣超的前 5 名

證券代碼	買超金額 (Mil.VND)	證券代碼	賣超金額 (Mil.VND)
CTR	2,899	QNS	4,562
VEA	2,597	CLX	2,050
ACV	1,377	BVB	1,037
TOW	1,100	BSR	608
SKV	342	FOC	49

UPCOM 外資買/賣超的前 5 名

源: FiinPro - YSVN





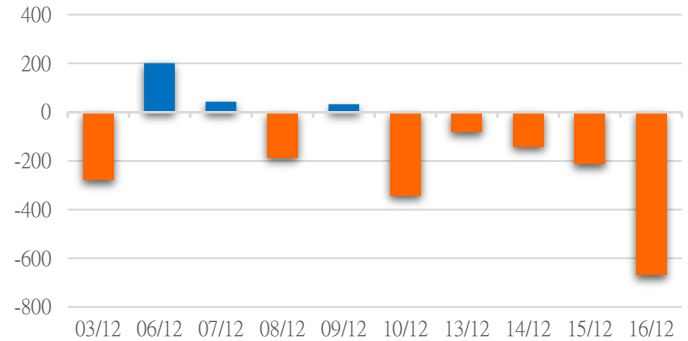
We Create **Fortune**

### 自營統計

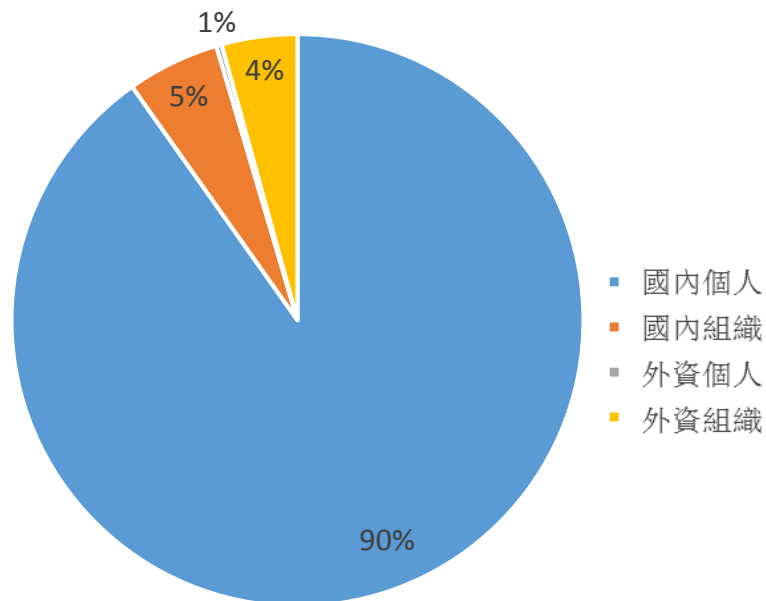
證券代碼	買超金額 (Mil.VND)	證券代碼	賣超金額 (Mil.VND)
FUEVFNVD	51,182	SSI	188,031
PVT	29,043	STB	117,329
GAS	24,754	MWG	69,588
SCR	18,818	HPG	35,535
GEG	17,938	MSN	30,742

券商自營交易最大前名

券商自營交易每日買/賣超 (Bil.VND)



### 越南證券市場投資人類別統計



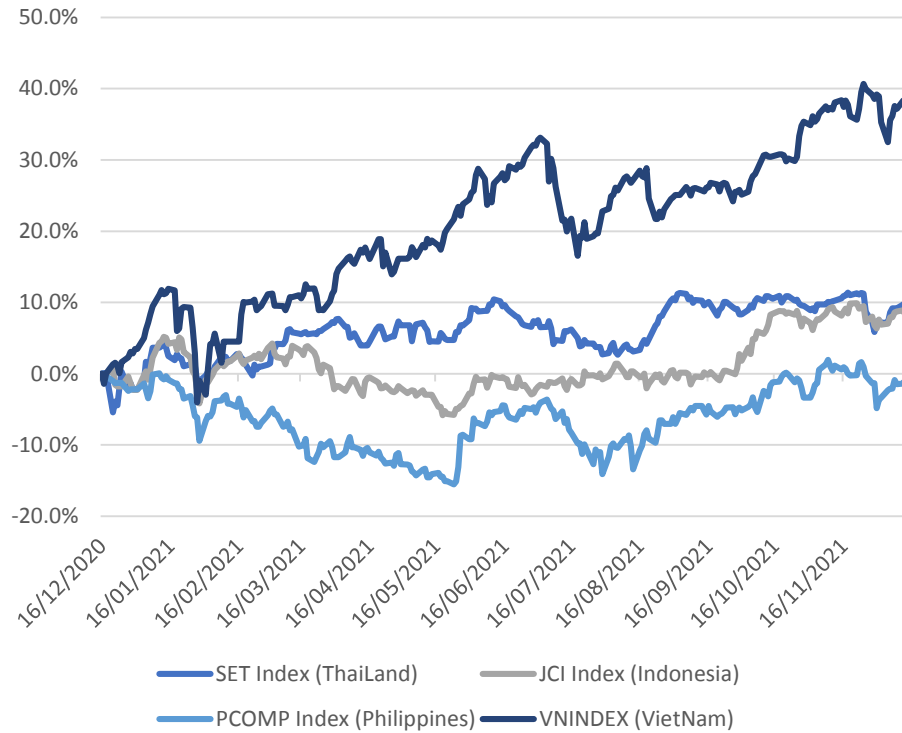
資料源: FiinPro - YSVN





We Create Fortune

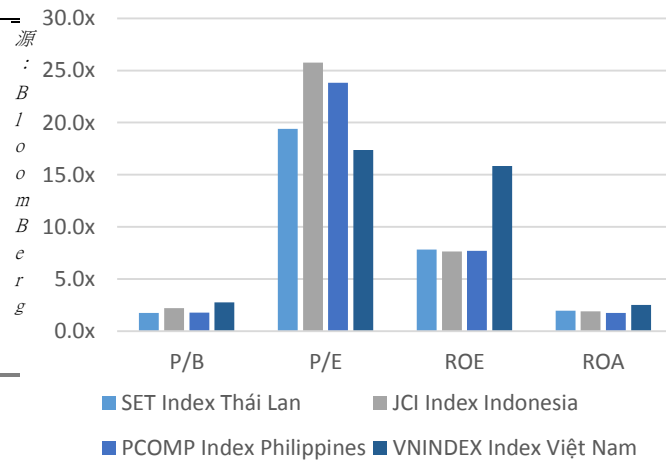
### 東南亞主要市場走勢比較



### 東南亞主要市場數據

		Thailand	Indonesia	Philippines	Vietnam
P/B		1.8x	2.2x	1.8x	2.8x
P/E		19.6x	25.61	23.8x	17.4x
ROE	%	7.81	7.69	7.69	15.88
ROA	%	1.97	1.91	1.73	2.53
Vốn hóa	Tỷ USD	566.01	576.68	189.34	249.39
GTGD	Triệu USD	1.65	0.76	0.14	1.01
LS cổ tức	%	2.70	1.93	1.59	1.17

& YSVN





We Create **Fortune**

## 元大證券（越南）公司

### 個人客戶分析部

**Nguyễn Thị Minh**

研究分析經理

+84 28 3622 6868 ext 3826

minh.nguyen@yuanta.com.vn

**Lý Thị Hiền**

研究分析主管

+84 28 3622 6868 ext 3908

hien.ly@yuanta.com.vn

**Quách Đức Khánh**

研究分析副主管

+84 28 3622 6868 ext 3833

khanh.quach@yuanta.com.vn

**Khổng Hữu Hiệp**

高級分析專員

+84 28 3622 6868 ext 3912

hiep.khong@yuanta.com.vn

**Nguyễn Trịnh Ngọc Hồng**

高級分析專員

+84 28 3622 6868 ext 3832

hong.nguyen@yuanta.com.vn

**Phạm Tấn Phát**

高級分析專員

+84 28 3622 6868 ext 3880

phat.pham@yuanta.com.vn

### 個人客戶業務部

**Phạm Đắc Thành**

北部分行經理

+84 28 3622 6868 ext 3416

thanh.pham@yuanta.com.vn

**Võ Thị Thu Thủy**

平陽分行經理

+84 28 3622 6868 ext 3505

thuy.vo@yuanta.com.vn

**Lương Kỳ Ty**

堤岸分行經理

+84 28 3622 6868 ext 3653

ty.luong@yuanta.com.vn

**Bùi Quốc Phong**

同奈分行經理

+84 28 3622 6868 ext 3701

phong.bui@yuanta.com.vn

**Võ Đình Tuấn**

峴港分行經理

+84 28 3622 6868 ext 3301

tuan.vo@yuanta.com.vn

**Nguyễn Việt Quang**

河內分行經理

+84 28 3622 6868 ext 3404

quang.nguyen@yuanta.com.vn

**Đinh Thị Thu Cúc**

頭頓分行經理

+84 28 3622 6868 ext 3203

cuc.dinh@yuanta.com.vn



We Create **Fortune**

## Appendix A: Important Disclosures

### Analyst Certification

Each research analyst primarily responsible for the content of this research report, in whole or in part, certifies that with respect to each security or issuer that the analyst covered in this report: (1) all of the views expressed accurately reflect his or her personal views about those securities or issuers; and (2) no part of his or her compensation was, is, or will be, directly or indirectly, related to the specific recommendations or views expressed by that research analyst in the research report.

### Ratings Definitions

**BUY:** We have a positive outlook on the stock based on our expected absolute or relative return over the investment period. Our thesis is based on our analysis of the company's outlook, financial performance, catalysts, valuation and risk profile. We recommend investors add to their position.

**HOLD-Outperform:** In our view, the stock's fundamentals are relatively more attractive than peers at the current price. Our thesis is based on our analysis of the company's outlook, financial performance, catalysts, valuation and risk profile.

**HOLD-Underperform:** In our view, the stock's fundamentals are relatively less attractive than peers at the current price. Our thesis is based on our analysis of the company's outlook, financial performance, catalysts, valuation and risk profile.

**SELL:** We have a negative outlook on the stock based on our expected absolute or relative return over the investment period. Our thesis is based on our analysis of the company's outlook, financial performance, catalysts, valuation and risk profile. We recommend investors reduce their position.

**Under Review:** We actively follow the company, although our estimates, rating and target price are under review.

**Restricted:** The rating and target price have been suspended temporarily to comply with applicable regulations and/or Yuanta policies.

Note: Yuanta research coverage with a Target Price is based on an investment period of 12 months. Greater China Discovery Series coverage does not have a formal 12 month Target Price and the recommendation is based on an investment period specified by the analyst in the report.

### Global Disclaimer

© 2018 Yuanta. All rights reserved. The information in this report has been compiled from sources we believe to be reliable, but we do not hold ourselves responsible for its completeness or accuracy. It is not an offer to sell or solicitation of an offer to buy any securities. All opinions and estimates included in this report constitute our judgment as of this date and are subject to change without notice.

This report provides general information only. Neither the information nor any opinion expressed herein constitutes an offer or invitation to make an offer to buy or sell securities or other investments. This material is prepared for general circulation to clients and is not intended to provide tailored investment advice and does not take into account the individual financial situation and objectives of any specific person who may receive this report. Investors should seek financial advice regarding the appropriateness of investing in any securities, investments or investment strategies discussed or recommended in this report. The information contained in this report has been compiled from sources believed to be reliable but no representation or warranty, express or implied, is made as to its accuracy, completeness or correctness. This report is not (and should not be construed as) a solicitation to act as securities broker or dealer in any jurisdiction by any person or company that is not legally permitted to carry on such business in that jurisdiction.

Yuanta research is distributed in the United States only to Major U.S. Institutional Investors (as defined in Rule 15a-6 under the Securities Exchange Act of 1934, as amended and SEC staff interpretations thereof). All transactions by a US person in the securities mentioned in this report must be effected through a registered broker-dealer under Section 15 of the Securities Exchange Act of 1934, as amended. Yuanta research is distributed in Taiwan by Yuanta Securities Investment Consulting. Yuanta research is distributed in Hong Kong by Yuanta Securities (Hong Kong) Co. Limited, which is licensed in Hong Kong by the Securities and Futures Commission for regulated activities, including Type 4 regulated activity (advising on securities). In Hong Kong, this research report may not be redistributed, retransmitted or disclosed, in whole or in part or and any form or manner, without the express written