

當日市場：銀行股復甦，市場強勁反彈

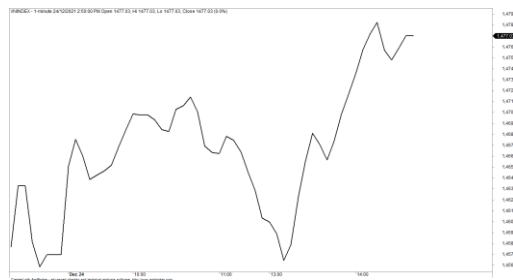
2021/12/27

市場走勢

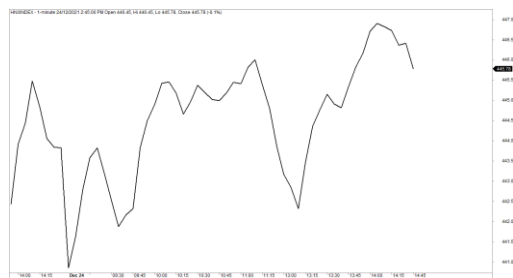
市場指數	VNI	HNI	UPCOM
收盤	1,477.03	445.61	110.20
%日	1.38%	0.68%	0.61%
%週	-0.19%	-2.32%	-1.25%
%月	-0.80%	-2.19%	-3.87%
%年	38.36%	137.49%	50.81%
成交值(Bil.VND)			
當日	25,333	3,121	2,229
日均量/週	32,300	3,976	2,264
日均量/月	29,030	3,723	2,363
外資進出			
買進	1,014.04	16.60	15.52
賣出	991.29	189.14	12.74
買賣超	22.75	-172.54	2.78
市場漲跌家數			
上漲	212	131	223
下跌	156	106	249
持平	51	114	431
市場指標			
P/E	17.35	23.91	24.67
總市值 (兆盾)	5,785	486	1,461
股息殖利率	1.88%	3.23%	3.52%

資料源: Bloomberg - YSVN

VNINDEX



HNIINDEX



市場走勢

市場在當週最後一個交易日強勁復甦，尤其是 HOSE 中的指數。VNI-Index 收漲 1.38%，止於 1477.03 點，HNX-Index 上漲 0.68%，Upcom-Index 上漲 0.61%。所有 3 大市場的交易額均達到 28 兆 8310 億越南盾。

銀行股在當週最後一個交易日強勁反彈，這是預計在年底會出現上漲趨勢的股票類別。TPB (+6.9%)、HDB (+6.9%)、TCB (+3.3%)、MBB (+3.1%)、VCB (+2.6%)、VPB (+5.7%) 和 NVL (+3%) 在 VN30-Index 中最積極的上漲趨勢。相反，Vung An 工廠事件掛牌上市以來首個季度虧損的消息傳出後，POW 在盤上跌停。

同時，近期漲幅居前的 ROS、LDG、HAG、HQC、LCG 等也被強勁拋壓，跌幅均超過 3%。

外資賣超 1470 億越南盾，其中 CEO (1750 億)、HPG (1420 億)、MSN (720 億) 被拋售最多。另一方面，VHM (1080 億)、VRE (540 億)、VIC (540 億) 在買超方面遙遙領先。

市場短期觀點

我們認為，VN-Index 在當週的前幾個交易日可能會繼續在其 20 天移動平均線（即 1,468 點的門檻）附近震盪。同時，市場可能會繼續在各類股票之間分化，因現金流主要集中在中小型股，而大型股則繼續調整和橫盤的階段。積極是大型股的短期風險趨於降低，因此我們預計大型股將在未來幾個交易日內復蘇。

大型短期走勢維持中性。因此，我們建議短期投資者可繼續持有佔投資組合中的 35-40% 持股比例，並在現價區間限售。同時，投資者應該只以低於 5% 的比例購買新股票。

從周線圖來看，我們認為下個交易周大盤可以維持上漲，VN-Index 可能重新測試在 1500 點心理阻力位。與此同時，主要指數顯示出進入積極的強烈波動期的跡象。此外，中期趨勢仍然上漲。因此，我們建議中期投資者可繼續持有投資組合中高比例的股票，並利用回調的機會增加持股比例。

請在 <https://ysradar.yuanta.com.vn/> 查看有關股票的信號。



We Create Fortune

熱門技術分析圖





We Create Fortune

熱門技術分析圖

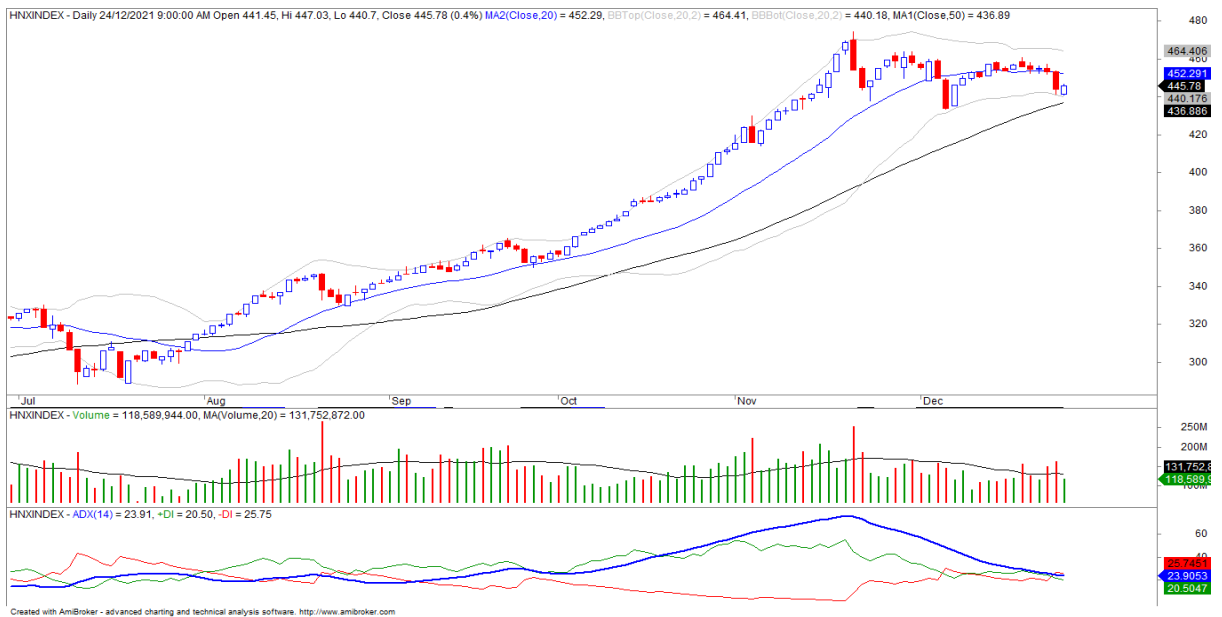


We Create Fortune

技術分析圖



指數技術分析圖 VN-Index



指數技術分析圖 HNX-Index

指數	短期趨勢	中期趨勢	阻力區 1	阻力區 2	支撐區 1	支撐區 2
VN-Index	中性	上漲	1500	1530	1210	970
HNX-Index	中性	上漲	470	500	300	180
VN30	中性	上漲	1550	1570	1445	960
VNMidcaps	中性	上漲	1,730	1800	1650	963
VNSmallcaps	中性	上漲	1430	1450	1400	804



We Create Fortune

胡志明市交易所 (HSX)

	收盤	漲跌%
VNI	1477.03	1.38%
VN30	1506.67	1.98%
VN Mid	2167.78	1.47%
VN Small	2138.2	-0.22%

河內交易所 (HSX)

	收盤	漲跌%
HNI	445.61	0.68%
HN30	753.11	0.68%
VNX AllSh	1529.57	1.64%

UPCOM 市場 (UPCoM)

	收盤	漲跌%
UPCoM	110.2	0.61%

外資交易	成交值 (BiL.VND)
買進	1014.04
賣出	991.29
買超/賣超	22.75

外資交易	成交值 (BiL.VND)
買進	16.60
賣出	189.14
買超/賣超	-172.54

外資交易	成交值 (BiL.VND)
買進	15.52
賣出	12.74
買超/賣超	2.78

上漲排名/ 股碼	漲跌(VND)	漲跌%
VRC	1750	7.00%
SHB	1400	6.97%
GEX	2400	6.96%
TPB	2550	6.95%
FRT	6100	6.93%

上漲排名/ 股碼	漲跌(VND)	漲跌%
AAV	2200	9.82%
SRA	1000	8.55%
API	4900	7.89%
DVG	1800	7.53%
TNG	1300	4.00%

上漲排名/ 股碼	漲跌(VND)	漲跌%
TBH	12100	14.81%
TBH	12100	14.81%
PXL	2065	14.14%
HRT	882	11.61%
RGC	3575	9.29%

下跌排名/ 股碼	漲跌(VND)	漲跌%
SGT	-2650	-6.99%
PTL	-1300	-6.99%
YEG	-1650	-6.93%
LDG	-1450	-6.86%
QCG	-1250	-6.83%

下跌排名/ 股碼	漲跌(VND)	漲跌%
CMS	-2100	-6.86%
GKM	-3100	-6.68%
LIG	-1300	-6.25%
BII	-700	-4.79%
PVL	-800	-4.79%

下跌排名/ 股碼	漲跌(VND)	漲跌%
PRT	-1394	-5.09%
TCI	-883	-4.39%
NED	-480	-3.53%
BOT	-539	-3.31%
MVC	-383	-2.97%

*備註：市值>5,000 億盾；成交值>15 億盾

市值排名/ 股碼	BiL.VND
VIC	365,301
VCB	362,038
VHM	359,235
MSN	201,871
HPG	201,058

市值排名/ 股碼	BiL.VND
THD	85,330
IDC	21,000
KSF	20,400
VCS	18,480
BAB	16,494

市值排名/ 股碼	BiL.VND
ACV	174,391
MCH	81,719
BSR	69,792
VEA	59,882
PGV	42,933

交易量排名/ 股碼	成交值	30 日均
POW	68,470,100	27,270,732
ROS	52,027,500	35,908,055
LDG	31,945,500	13,706,695
HAG	29,463,400	32,818,173
FLC	28,453,600	24,472,886

交易量排名/ 股碼	成交值	30 日均
KLF	9,576,884	10,492,341
CEO	9,537,493	6,731,085
MBG	4,686,523	2,159,590
IDC	4,523,798	3,527,445
PVS	4,356,830	6,105,164

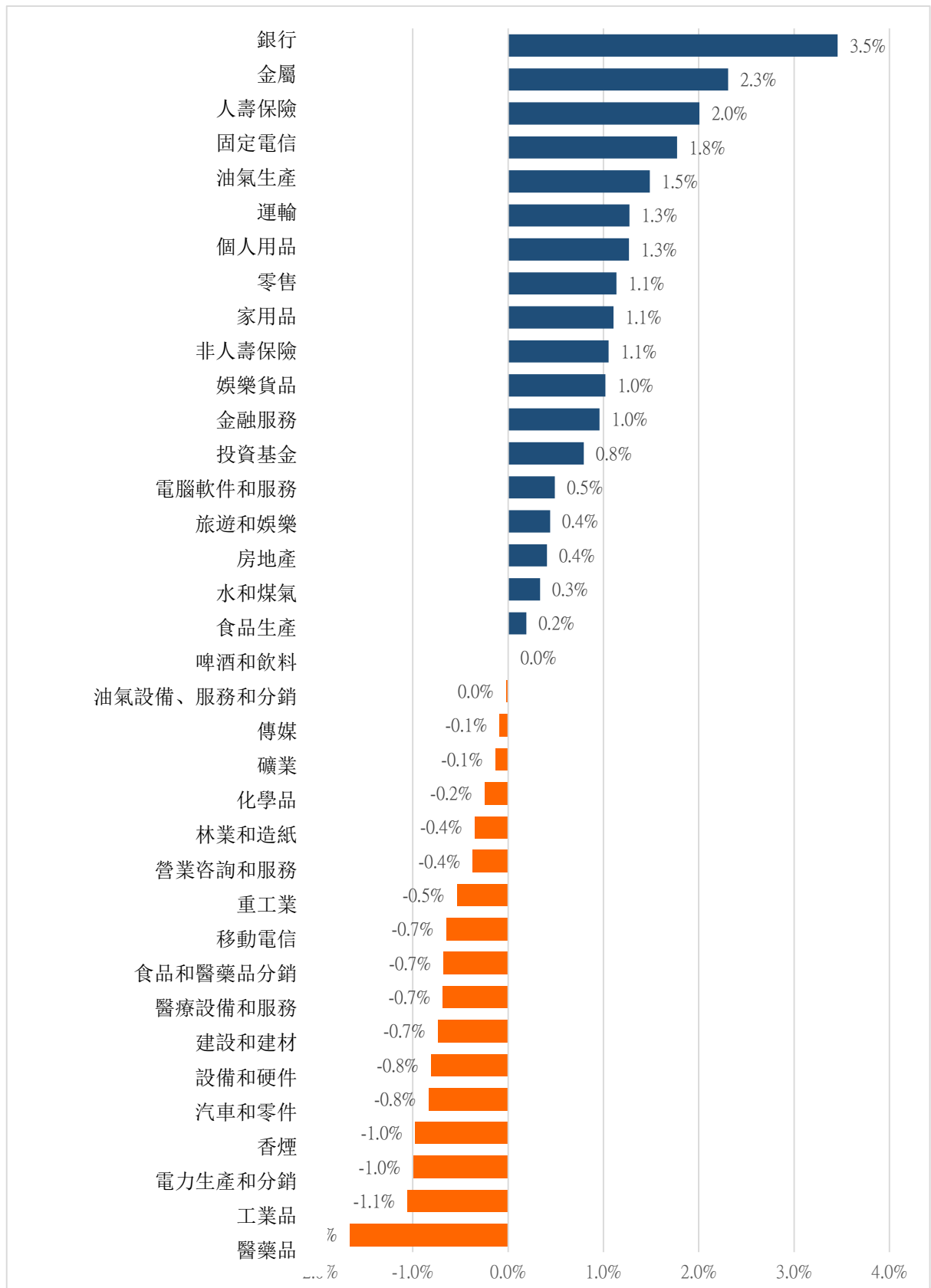
交易量排 名/股碼	成交值	30 日均
KSH	14,811,880	1,225,744
PVX	10,243,102	3,175,329
QNC	7,553,743	63,422
BSR	7,319,675	8,974,531
VGT	6,030,504	5,175,108

資料源: Bloomberg & Yuanta Research



We Create Fortune

各行業板塊的交易走勢



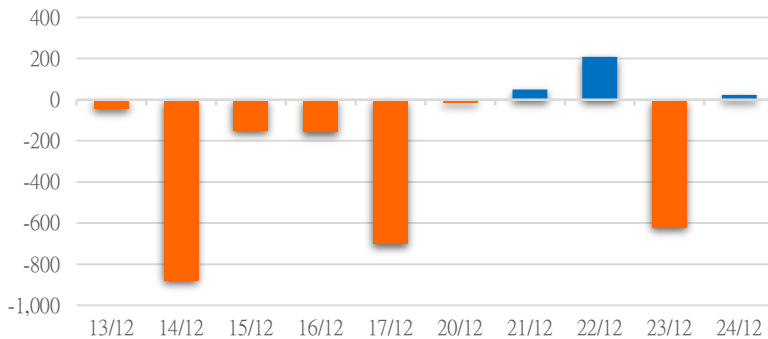
資料源: FiinPro - YSVN



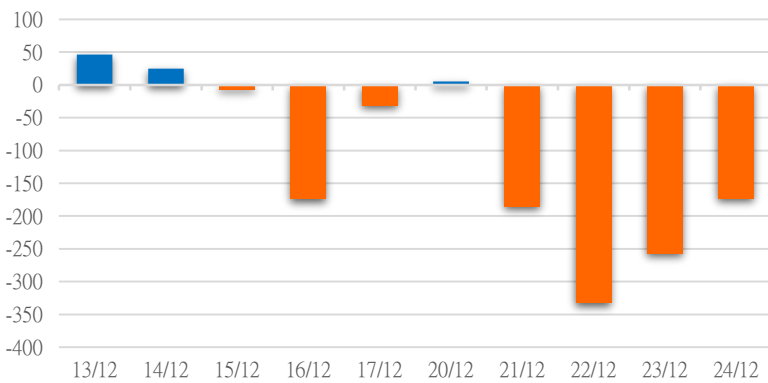
We Create Fortune

外資買進賣統計

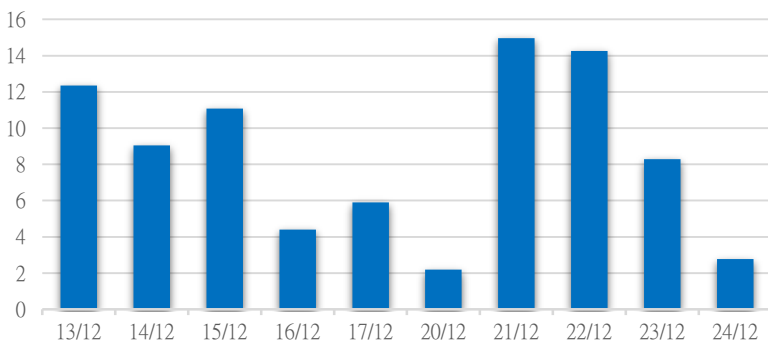
HSX 外資每日買/賣超



HNX 外資每日買/賣超



UPCOM 外資每日買/賣超



證券代碼	買超金額 (Mil.VND)	證券代碼	賣超金額 (Mil.VND)
VHM	107,804	HPG	142,000
VRE	53,835	MSN	72,291
VIC	53,768	GAS	29,107
NLG	30,942	FUEVFNVD	17,322
VNM	29,317	BID	13,802

HSX 外資買/賣超的前 5 名

證券代碼	買超金額 (Mil.VND)	證券代碼	賣超金額 (Mil.VND)
IDC	6,189	CEO	174,634
VCS	3,825	SHS	3,947
MBG	998	TIG	2,937
PTI	803	APS	2,933
DIH	784	HLD	494

HNX 外資買/賣超的前 5 名

證券代碼	買超金額 (Mil.VND)	證券代碼	賣超金額 (Mil.VND)
CTR	5,178	VGT	2,824
ACV	2,460	CLX	1,984
ABI	825	VEA	895
NED	301	HHV	670
OIL	258	STL	587

UPCOM 外資買/賣超的前 5 名

源: FiinPro - YSVN



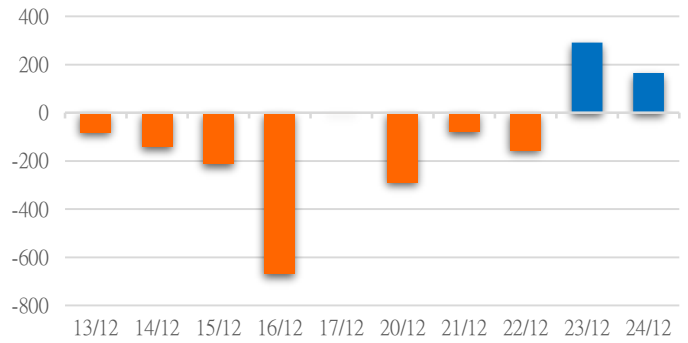
We Create Fortune

自營統計

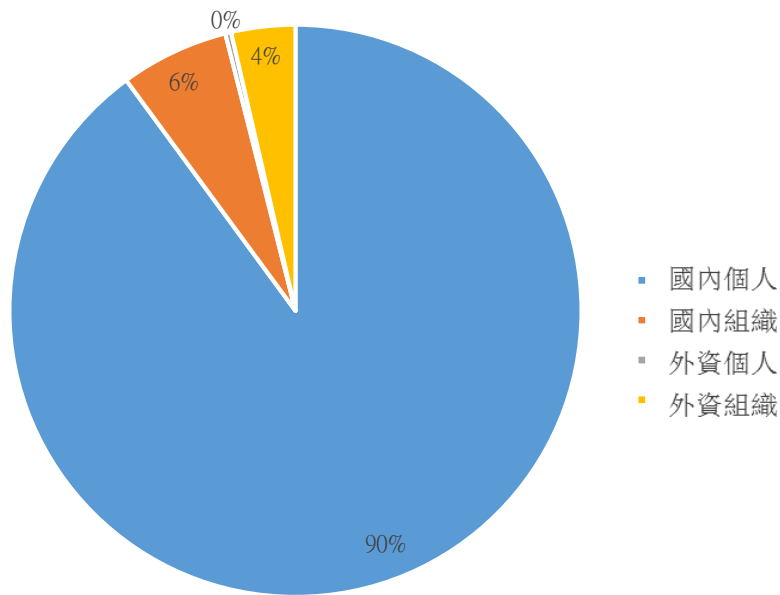
證券代碼	買超金額 (Mil.VND)	證券代碼	賣超金額 (Mil.VND)
SSI	132,561	VIC	58,541
NVL	51,803	CTG	27,739
HPG	35,758	VHM	24,111
STB	34,580	FPT	18,076
SCR	18,860	MWG	9,305

券商自營交易最大前名

券商自營交易每日買/賣超 (Bil.VND)



越南證券市場投資人類別統計

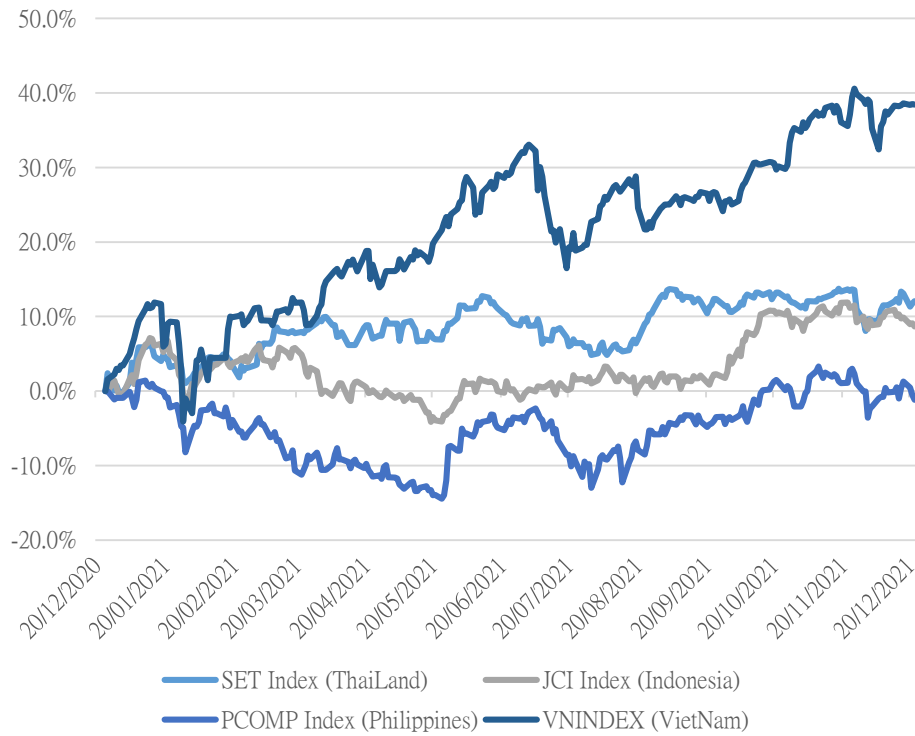


資料源: FiinPro - YSVN



We Create Fortune

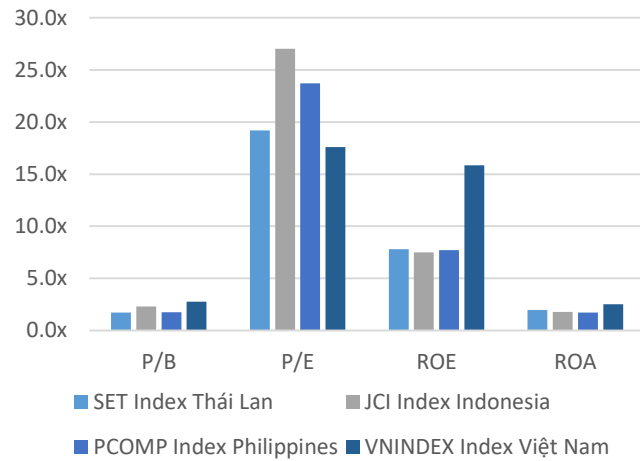
東南亞主要市場走勢比較



東南亞主要市場數據

		Thailand	Indonesia	Philippines	Vietnam
P/B		1.8x	2.2x	1.8x	2.8x
P/E		19.6x	25.19	23.6x	17.6x
ROE	%	7.76	7.75	7.69	15.84
ROA	%	1.95	1.91	1.73	2.61
Vốn hóa	Tỷ USD	575.60	575.74	192.66	247.61
GTGD	Triệu USD	1.77	0.61	0.06	1.65
LS cổ tức	%	2.70	1.94	1.60	1.18

源: Bloomberg & YSVN





We Create **Fortune**

元大證券（越南）公司

個人客戶分析部

Nguyễn Thế Minh
研究分析經理
+84 28 3622 6868 ext 3826
minh.nguyen@yuanta.com.vn

Lý Thị Hiền
研究分析主管
+84 28 3622 6868 ext 3908
hien.ly@yuanta.com.vn

Quách Đức Khánh
研究分析副主管
+84 28 3622 6868 ext 3833
khanh.quach@yuanta.com.vn

Khổng Hữu Hiệp
高級分析專員
+84 28 3622 6868 ext 3912
hiep.khong@yuanta.com.vn

Nguyễn Trịnh Ngọc Hồng
高級分析專員
+84 28 3622 6868 ext 3832
hong.nguyen@yuanta.com.vn

Phạm Tấn Phát
高級分析專員
+84 28 3622 6868 ext 3880
phat.pham@yuanta.com.vn

個人客戶業務部

Phạm Đắc Thành
北部分行經理
+84 28 3622 6868 ext 3416
thanh.pham@yuanta.com.vn

Võ Thị Thu Thủy
平陽分行經理
+84 28 3622 6868 ext 3505
thuy.vo@yuanta.com.vn

Lương Kỳ Ty
堤岸分行經理
+84 28 3622 6868 ext 3653
ty.luong@yuanta.com.vn

Bùi Quốc Phong
同奈分行經理
+84 28 3622 6868 ext 3701
phong.bui@yuanta.com.vn

Võ Đình Tuấn
峴港分行經理
+84 28 3622 6868 ext 3301
tuan.vo@yuanta.com.vn

Nguyễn Việt Quang
河內分行經理
+84 28 3622 6868 ext 3404
quang.nguyen@yuanta.com.vn

Đinh Thị Thu Cúc
頭頓分行經理
+84 28 3622 6868 ext 3203
cuc.dinh@yuanta.com.vn



We Create **Fortune**

Appendix A: Important Disclosures

Analyst Certification

Each research analyst primarily responsible for the content of this research report, in whole or in part, certifies that with respect to each security or issuer that the analyst covered in this report: (1) all of the views expressed accurately reflect his or her personal views about those securities or issuers; and (2) no part of his or her compensation was, is, or will be, directly or indirectly, related to the specific recommendations or views expressed by that research analyst in the research report.

Ratings Definitions

BUY: We have a positive outlook on the stock based on our expected absolute or relative return over the investment period. Our thesis is based on our analysis of the company's outlook, financial performance, catalysts, valuation and risk profile. We recommend investors add to their position.

HOLD-Outperform: In our view, the stock's fundamentals are relatively more attractive than peers at the current price. Our thesis is based on our analysis of the company's outlook, financial performance, catalysts, valuation and risk profile.

HOLD-Underperform: In our view, the stock's fundamentals are relatively less attractive than peers at the current price. Our thesis is based on our analysis of the company's outlook, financial performance, catalysts, valuation and risk profile.

SELL: We have a negative outlook on the stock based on our expected absolute or relative return over the investment period. Our thesis is based on our analysis of the company's outlook, financial performance, catalysts, valuation and risk profile. We recommend investors reduce their position.

Under Review: We actively follow the company, although our estimates, rating and target price are under review.

Restricted: The rating and target price have been suspended temporarily to comply with applicable regulations and/or Yuanta policies.

Note: Yuanta research coverage with a Target Price is based on an investment period of 12 months. Greater China Discovery Series coverage does not have a formal 12 month Target Price and the recommendation is based on an investment period specified by the analyst in the report.

Global Disclaimer

© 2018 Yuanta. All rights reserved. The information in this report has been compiled from sources we believe to be reliable, but we do not hold ourselves responsible for its completeness or accuracy. It is not an offer to sell or solicitation of an offer to buy any securities. All opinions and estimates included in this report constitute our judgment as of this date and are subject to change without notice.

This report provides general information only. Neither the information nor any opinion expressed herein constitutes an offer or invitation to make an offer to buy or sell securities or other investments. This material is prepared for general circulation to clients and is not intended to provide tailored investment advice and does not take into account the individual financial situation and objectives of any specific person who may receive this report. Investors should seek financial advice regarding the appropriateness of investing in any securities, investments or investment strategies discussed or recommended in this report. The information contained in this report has been compiled from sources believed to be reliable but no representation or warranty, express or implied, is made as to its accuracy, completeness or correctness. This report is not (and should not be construed as) a solicitation to act as securities broker or dealer in any jurisdiction by any person or company that is not legally permitted to carry on such business in that jurisdiction.

Yuanta research is distributed in the United States only to Major U.S. Institutional Investors (as defined in Rule 15a-6 under the Securities Exchange Act of 1934, as amended and SEC staff interpretations thereof). All transactions by a US person in the securities mentioned in this report must be effected through a registered broker-dealer under Section 15 of the Securities Exchange Act of 1934, as amended. Yuanta research is distributed in Taiwan by Yuanta Securities Investment Consulting. Yuanta research is distributed in Hong Kong by Yuanta Securities (Hong Kong) Co. Limited, which is licensed in Hong Kong by the Securities and Futures Commission for regulated activities, including Type 4 regulated activity (advising on securities). In Hong Kong, this research report may not be redistributed, retransmitted or disclosed, in whole or in part or and any form or manner, without the express written