

當日市場：市場接近 1500 點的關口

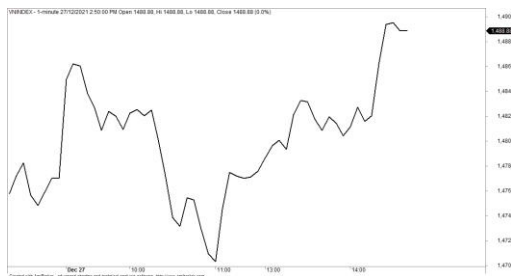
2021/12/28

市場走勢

市場指數	VNI	HNI	UPCOM
收盤	1,488.88	449.41	110.37
%日	0.80%	0.85%	0.15%
%週	0.78%	-1.14%	-0.59%
%月	-0.28%	-2.01%	-3.47%
%年	37.30%	133.51%	51.32%
成交值(Bil.VND)			
當日	21,946	2,683	2,056
日均量/週	30,930	3,730	2,237
日均量/月	27,967	3,666	2,316
外資進出			
買進	1,107.11	8.16	16.28
賣出	661.21	316.28	7.84
買賣超	445.90	-308.12	8.44
市場漲跌家數			
上漲	216	109	171
下跌	152	123	186
持平	51	119	546
市場指標			
P/E	17.35	23.91	24.67
總市值 (兆盾)	5,785	486	1,461
股息殖利率	1.88%	3.23%	3.52%

資料源: Bloomberg - YSVN

VNINDEX



HNIINDEX



市場走勢

市場保持上漲慣性，指數收於高價區間。VNI-Index 收漲 0.8%，止於 1488.88 點，HNX-Index 上漲 0.85%，Upcom-Index 小幅上漲 0.15%。所有 3 大市場的交易額均達到 28 兆 8,310 億越南盾。

銀行股繼續成為該指數上漲的推動力，TPB (+3.8%)、CTG (+1.5%)、VCB (+1.7%) 以及 KDH (+3.9%)、VIC (+2.6%) 積極上漲。POW (+7%) 在最近兩盤下跌後也恢復上漲。

當天的現金流仍然以 HNG (+6.3%)、HQC (+4.3%)、ROS (+6.9%)、FLC (+4%) 等中小型股為主。從板塊來看，電子和電子設備 (GEX、DQC)、電力生產和分銷 (VNE、POW、PC1) 是主導產業股。

外資逆轉買超 1460 億越南盾，其中 CTG (1140 億)、KBC (740 億)、KDH (600 億) 在買超方面領先。另一方面，CEO (3100 億)、MSN (290 億)、DPM (230 億) 被拋售最多的股票。

市場短期觀點

我們認為大市可能維持上漲動力，VN-Index 可能重試 1500 點心理阻力位。同時，市場可能很快就會結束分化的階段，短期趨勢可能會更加明顯，但短期現金流依然走弱，這是年末的普遍現象。此外，情緒指標仍處於低位，表明投資者對當前形勢仍持謹慎態度。

大盤短期走勢維持中性，積極點是銀行股短期走勢已轉為上漲。因此，我們建議短期投資者可繼續持有 35-40% 的股票比例，只考慮以較低比重買進新股，以探索市場短期走勢。

請在 <https://ysradar.yuanta.com.vn/> 查看有關股票的信號。



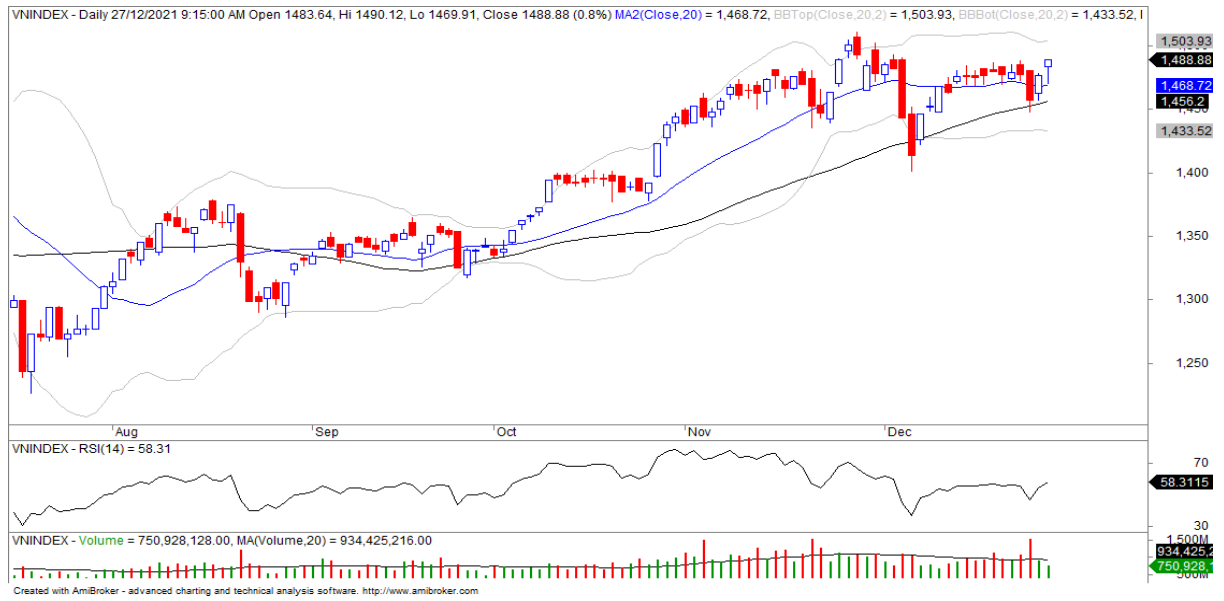
We Create Fortune

熱門技術分析圖

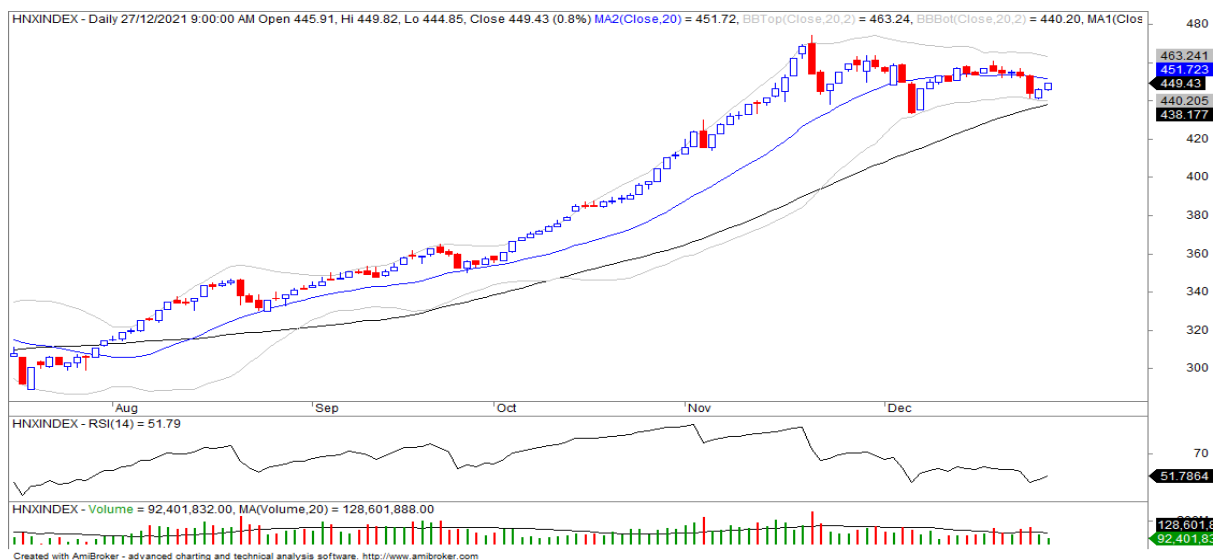


We Create Fortune

技術分析圖



指數技術分析圖 VN-Index



指數技術分析圖 HNX-Index

指數	短期趨勢	中期趨勢	阻力區 1	阻力區 2	支撐區 1	支撐區 2
VN-Index	中性	上漲	1500	1530	1210	970
HNX-Index	中性	上漲	470	500	300	180
VN30	中性	上漲	1550	1570	1445	960
VNMidcaps	中性	上漲	1,730	1800	1650	963
VNSmallcaps	中性	上漲	1430	1450	1400	804



We Create Fortune

胡志明市交易所 (HSX)

	收盤	漲跌%
VNI	1488.88	0.80%
VN30	1514.55	0.52%
VN Mid	2202.45	1.60%
VN Small	2166.8	1.34%

河內交易所 (HSX)

	收盤	漲跌%
HNI	449.41	0.85%
HN30	763.02	1.32%
VNX AllSh	1542.8	0.86%

UPCOM 市場 (UPCoM)

	收盤	漲跌%
UPCoM	110.37	0.15%

外資交易	成交值 (BiL.VND)
買進	1107.11
賣出	661.21
買超/賣超	445.9

外資交易	成交值 (BiL.VND)
買進	8.16
賣出	316.28
買超/賣超	-308.12

外資交易	成交值 (BiL.VND)
買進	16.28
賣出	7.84
買超/賣超	8.44

上漲排名/ 股碼	漲跌(VND)	漲跌%
DIG	6300	7.00%
YEG	1550	7.00%
POW	1200	6.96%
CII	2700	6.92%
DLG	650	6.91%

上漲排名/ 股碼	漲跌(VND)	漲跌%
API	6700	10.00%
CEO	5800	10.00%
IDJ	3900	9.82%
APS	3100	9.72%
KLF	500	6.25%

上漲排名/ 股碼	漲跌(VND)	漲跌%
ABB	1827	8.70%
CSI	3017	6.06%
DGT	1954	5.90%
HRT	466	5.48%
HHV	1105	4.22%

下跌排名/ 股碼	漲跌(VND)	漲跌%
TGG	-1400	-6.86%
EVG	-1250	-5.87%
MCG	-530	-5.39%
RDP	-600	-4.65%
DPM	-2200	-4.01%

下跌排名/ 股碼	漲跌(VND)	漲跌%
SDA	-2000	-5.88%
BCC	-1200	-5.17%
SD9	-800	-5.16%
VC3	-2900	-4.72%
VC7	-1100	-3.87%

下跌排名/ 股碼	漲跌(VND)	漲跌%
BOT	-741	-4.69%
G36	-813	-3.43%
DDV	-931	-3.36%
VCR	-1558	-2.90%
SSN	-464	-2.85%

*備註: 市值>5,000 億盾; 成交值>15 億盾

市值排名/ 股碼	BiL.VND
VCB	371,503
VIC	367,203
VHM	360,977
HPG	205,978
MSN	201,871

市值排名/ 股碼	BiL.VND
THD	85,575
IDC	21,420
KSF	20,700
VCS	18,400
BAB	17,021

市值排名/ 股碼	BiL.VND
ACV	177,633
MCH	80,968
BSR	71,405
VEA	58,865
PGV	43,198

交易量排名/ 股碼	成交值	30 日均
HNG	37,624,400	15,283,245
POW	32,946,900	29,748,382
ROS	31,322,400	37,618,536
HQC	25,906,500	25,365,527
HAG	24,042,600	33,354,777

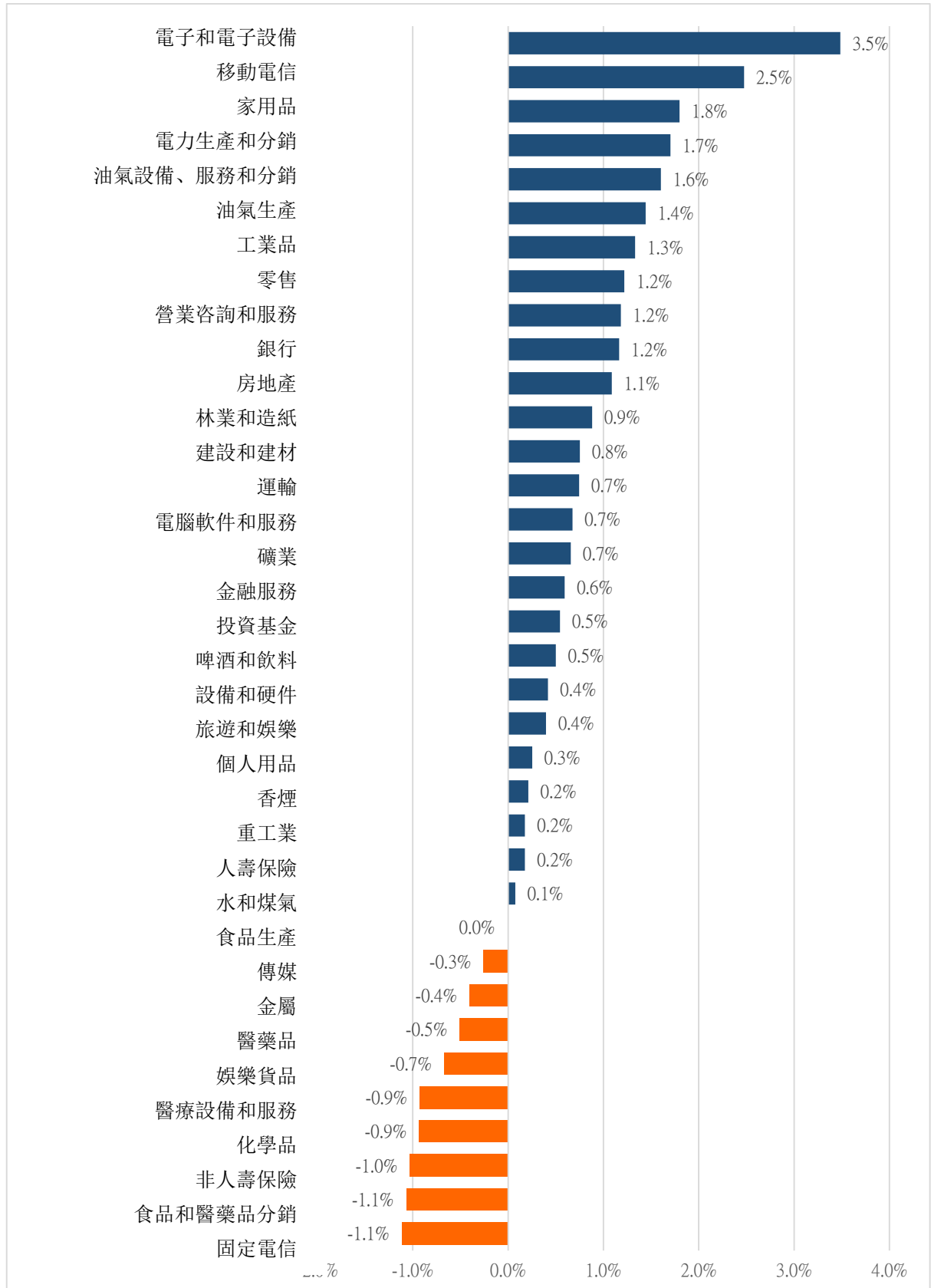
交易量排名/ 股碼	成交值	30 日均
CEO	8,924,462	7,004,409
KLF	7,021,831	10,664,639
HUT	5,862,406	3,119,279
PVS	3,806,765	6,037,072
IDC	3,321,324	3,572,768

交易量排 名/股碼	成交值	30 日均
HHV	17,240,791	10,845,852
BSR	8,456,343	8,892,385
ABB	5,589,501	2,344,795
VHG	4,862,021	5,351,966
PFL	3,648,519	777,136

資料源: Bloomberg & Yuanta Research

We Create Fortune

各行業板塊的交易走勢



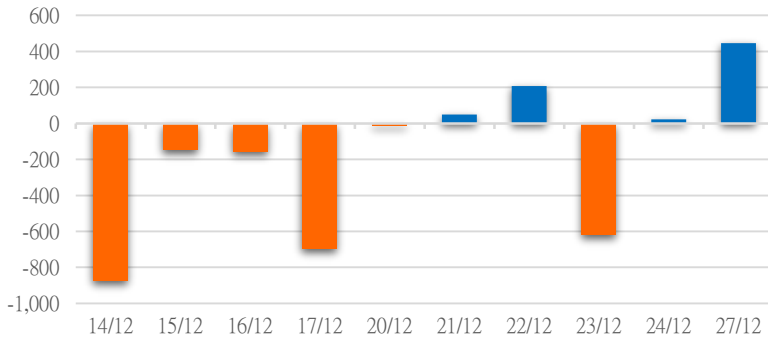
資料源:: FiinPro - YSVN



We Create Fortune

外資買進賣統計

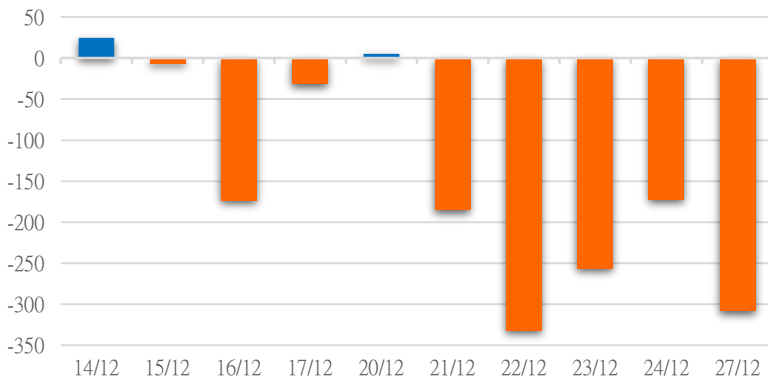
HSX 外資每日買/賣超



證券代碼	買超金額 (Mil.VND)	證券代碼	賣超金額 (Mil.VND)
CTG	113,737	MSN	29,042
KBC	73,979	DPM	22,627
KDH	60,029	FRT	17,616
VIC	53,311	HPG	14,188
VRE	51,947	VND	12,204

HSX 外資買/賣超的前 5 名

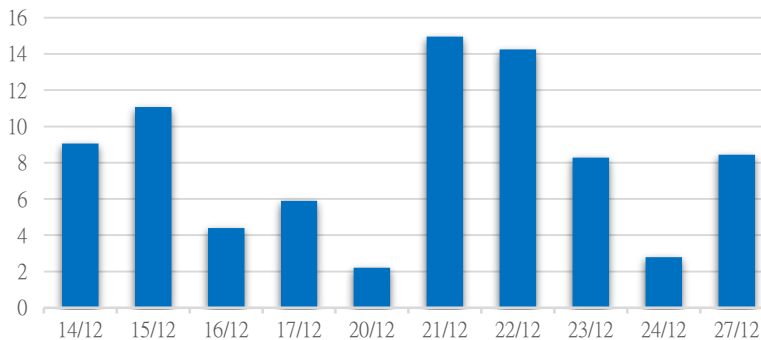
HNX 外資每日買/賣超



證券代碼	買超金額 (Mil.VND)	證券代碼	賣超金額 (Mil.VND)
PTI	1,522	CEO	310,242
DIH	823	TIG	1,231
MBG	655	SHS	739
VCS	507	APS	512
PVG	441	OCH	286

HNX 外資買/賣超的前 5 名

UPCOM 外資每日買/賣超



證券代碼	買超金額 (Mil.VND)	證券代碼	賣超金額 (Mil.VND)
CTR	4,756	CLX	1,571
BSR	2,063	UDJ	1,094
CSI	1,470	QNS	226
ACV	1,066	VCR	104
VEA	1,033	PWA	78

UPCOM 外資買/賣超的前 5 名

源: FiinPro - YSVN

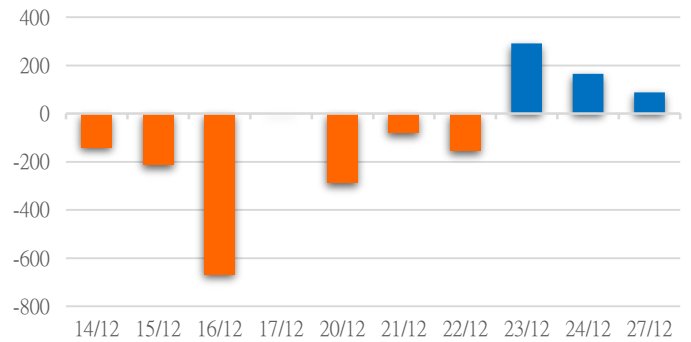
We Create **Fortune**

自營統計

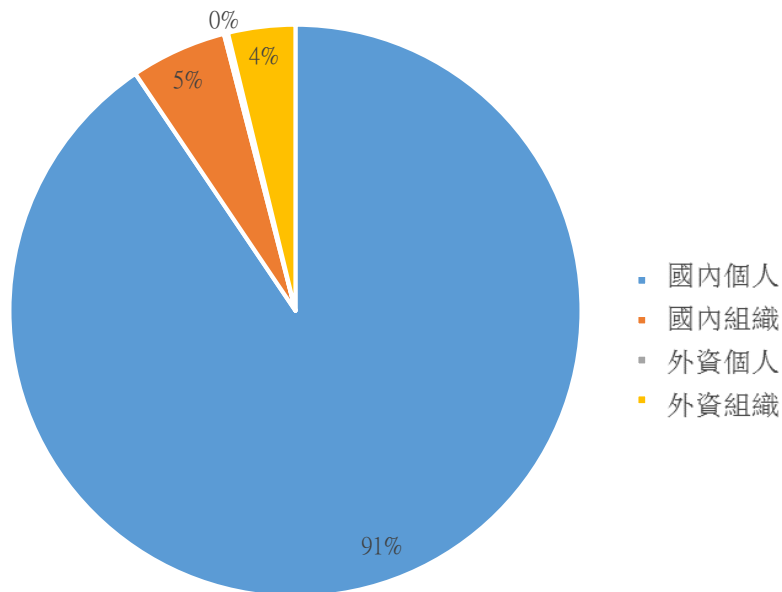
證券代碼	買超金額 (Mil.VND)	證券代碼	賣超金額 (Mil.VND)
STB	31,417	BVH	18,369
TCB	12,391	HPG	12,028
VPB	10,030	POW	4,611
FPT	9,597	E1VFN30	4,012
KOS	9,510	BMI	2,783

券商自營交易最大前名

券商自營交易每日買/賣超
(Bil.VND)



越南證券市場投資人類別統計



資料源: FiinPro - YSVN



We Create Fortune

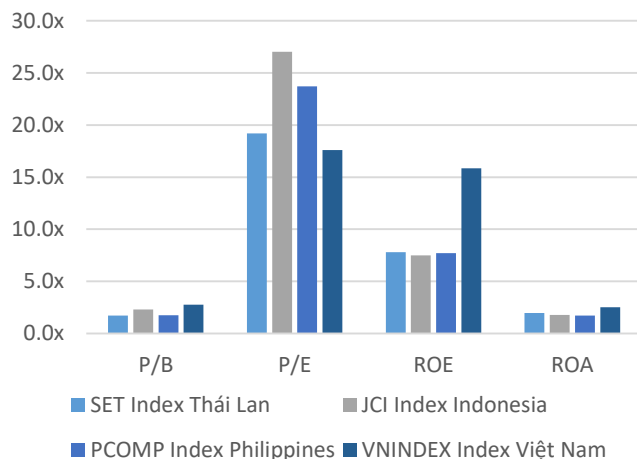
東南亞主要市場走勢比較



東南亞主要市場數據

		Thailand	Indonesia	Philippines	Vietnam
P/B		1.8x	2.2x	1.8x	2.8x
P/E		14.9x	25.19	23.9x	17.6x
ROE	%	7.77	7.76	7.69	15.87
ROA	%	1.96	1.92	1.73	2.62
Vốn hóa	Tỷ USD	572.28	576.31	190.41	251.82
GTGD	Triệu USD	1.50	0.52	0.02	1.05
LS cổ tức	%	2.69	1.94	1.58	1.18

源: Bloomberg & YSVN





We Create **Fortune**

元大證券（越南）公司

個人客戶分析部

Nguyễn Thế Minh
研究分析經理
+84 28 3622 6868 ext 3826
minh.nguyen@yuanta.com.vn

Lý Thị Hiền
研究分析主管
+84 28 3622 6868 ext 3908
hien.ly@yuanta.com.vn

Quách Đức Khánh
研究分析副主管
+84 28 3622 6868 ext 3833
khanh.quach@yuanta.com.vn

Khổng Hữu Hiệp
高級分析專員
+84 28 3622 6868 ext 3912
hiep.khong@yuanta.com.vn

Nguyễn Trịnh Ngọc Hồng
高級分析專員
+84 28 3622 6868 ext 3832
hong.nguyen@yuanta.com.vn

Phạm Tấn Phát
高級分析專員
+84 28 3622 6868 ext 3880
phat.pham@yuanta.com.vn

個人客戶業務部

Phạm Đắc Thành
北部分行經理
+84 28 3622 6868 ext 3416
thanh.pham@yuanta.com.vn

Võ Thị Thu Thủy
平陽分行經理
+84 28 3622 6868 ext 3505
thuy.vo@yuanta.com.vn

Lương Kỳ Ty
堤岸分行經理
+84 28 3622 6868 ext 3653
ty.luong@yuanta.com.vn

Bùi Quốc Phong
同奈分行經理
+84 28 3622 6868 ext 3701
phong.bui@yuanta.com.vn

Võ Đình Tuấn
峴港分行經理
+84 28 3622 6868 ext 3301
tuan.vo@yuanta.com.vn

Nguyễn Việt Quang
河內分行經理
+84 28 3622 6868 ext 3404
quang.nguyen@yuanta.com.vn

Đinh Thị Thu Cúc
頭頓分行經理
+84 28 3622 6868 ext 3203
cuc.dinh@yuanta.com.vn



We Create **Fortune**

Appendix A: Important Disclosures

Analyst Certification

Each research analyst primarily responsible for the content of this research report, in whole or in part, certifies that with respect to each security or issuer that the analyst covered in this report: (1) all of the views expressed accurately reflect his or her personal views about those securities or issuers; and (2) no part of his or her compensation was, is, or will be, directly or indirectly, related to the specific recommendations or views expressed by that research analyst in the research report.

Ratings Definitions

BUY: We have a positive outlook on the stock based on our expected absolute or relative return over the investment period. Our thesis is based on our analysis of the company's outlook, financial performance, catalysts, valuation and risk profile. We recommend investors add to their position.

HOLD-Outperform: In our view, the stock's fundamentals are relatively more attractive than peers at the current price. Our thesis is based on our analysis of the company's outlook, financial performance, catalysts, valuation and risk profile.

HOLD-Underperform: In our view, the stock's fundamentals are relatively less attractive than peers at the current price. Our thesis is based on our analysis of the company's outlook, financial performance, catalysts, valuation and risk profile.

SELL: We have a negative outlook on the stock based on our expected absolute or relative return over the investment period. Our thesis is based on our analysis of the company's outlook, financial performance, catalysts, valuation and risk profile. We recommend investors reduce their position.

Under Review: We actively follow the company, although our estimates, rating and target price are under review.

Restricted: The rating and target price have been suspended temporarily to comply with applicable regulations and/or Yuanta policies.

Note: Yuanta research coverage with a Target Price is based on an investment period of 12 months. Greater China Discovery Series coverage does not have a formal 12 month Target Price and the recommendation is based on an investment period specified by the analyst in the report.

Global Disclaimer

© 2018 Yuanta. All rights reserved. The information in this report has been compiled from sources we believe to be reliable, but we do not hold ourselves responsible for its completeness or accuracy. It is not an offer to sell or solicitation of an offer to buy any securities. All opinions and estimates included in this report constitute our judgment as of this date and are subject to change without notice.

This report provides general information only. Neither the information nor any opinion expressed herein constitutes an offer or invitation to make an offer to buy or sell securities or other investments. This material is prepared for general circulation to clients and is not intended to provide tailored investment advice and does not take into account the individual financial situation and objectives of any specific person who may receive this report. Investors should seek financial advice regarding the appropriateness of investing in any securities, investments or investment strategies discussed or recommended in this report. The information contained in this report has been compiled from sources believed to be reliable but no representation or warranty, express or implied, is made as to its accuracy, completeness or correctness. This report is not (and should not be construed as) a solicitation to act as securities broker or dealer in any jurisdiction by any person or company that is not legally permitted to carry on such business in that jurisdiction.

Yuanta research is distributed in the United States only to Major U.S. Institutional Investors (as defined in Rule 15a-6 under the Securities Exchange Act of 1934, as amended and SEC staff interpretations thereof). All transactions by a US person in the securities mentioned in this report must be effected through a registered broker-dealer under Section 15 of the Securities Exchange Act of 1934, as amended. Yuanta research is distributed in Taiwan by Yuanta Securities Investment Consulting. Yuanta research is distributed in Hong Kong by Yuanta Securities (Hong Kong) Co. Limited, which is licensed in Hong Kong by the Securities and Futures Commission for regulated activities, including Type 4 regulated activity (advising on securities). In Hong Kong, this research report may not be redistributed, retransmitted or disclosed, in whole or in part or and any form or manner, without the express written