

當日市場：市場繼續上漲趨勢

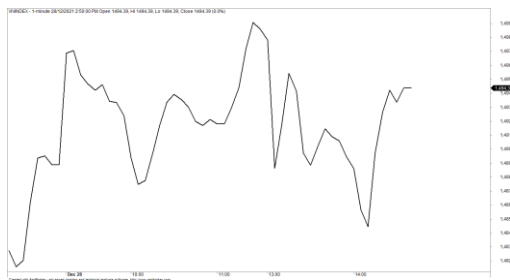
2021/12/29

市場走勢

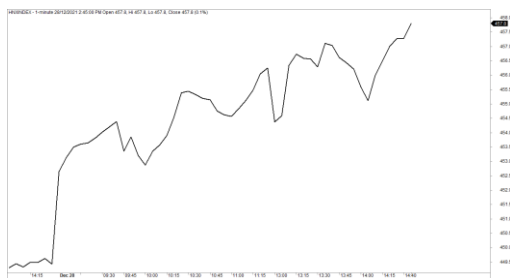
市場指數	VNI	HNI	UPCOM
收盤	1,493.39	458.05	110.44
%日	0.37%	1.92%	0.06%
%週	0.78%	-1.14%	-0.59%
%月	-0.28%	-2.01%	-3.47%
%年	37.30%	133.51%	51.32%
<b>成交值(Bil.VND)</b>			
當日	21,946	2,683	2,056
日均量/週	30,930	3,730	2,237
日均量/月	27,967	3,666	2,316
<b>外資進出</b>			
買進	1,539.93	10.41	34.04
賣出	1,171.61	291.47	16.81
買賣超	368.32	-281.06	17.22
<b>市場漲跌家數</b>			
上漲	200	122	169
下跌	170	115	190
持平	50	115	544
<b>市場指標</b>			
P/E	17.49	24.08	24.61
總市值 (兆盾)	5,832	490	1,471
股息殖利率	1.89%	3.23%	3.55%

資料源: Bloomberg - YSVN

VNINDEX



HNIINDEX



市場走勢

銀行股繼續成為大盤連續第三個交易日上漲的支點。VNI-Index 收漲 0.37%，止於 1494.39 點，HNX-Index 上漲 1.92%，而 Upcom-Index 僅略高於參考水平。與本週首日相比，所有 3 大市場的交易額均微漲 32 兆 4,170 億越南盾。

STB (+6.9%)、HDB (+6.1%)、TPB (+3.2%)、CTG (+1.5%) 當日繼續錄得成功，領漲指數。然而，由於 VN30-Index 的廣度係數相當平衡，現金流尚未擴散。NVL (-2.2%)、VRE (-1.6%)、GVR (-1.9%) 等大型股房地產是下跌的主要股票。

相反，CII (+7%)、ROS (+6.4%)、FLC (+3.8%)、LDG (+6.6%)、SCR (+4.5%) 等中小型股房地產相當活躍。

第二個交易日外資買超 1040 億越南盾，其中 VHM (1170 億)、CTG (890 億)、KBC (860 億) 在買超方面領先。另一方面，CEO (2800 億)、MSN (1090 億)、VCB (890 億) 被拋售最多的股票。

市場短期觀點

我們認為 VN-Index 可能會重新測試 1,500 點的心理阻力位。積極點是大型股現金流出現增加的跡象，顯示 VN-Index 在 2021 年剩餘幾個交易日可能突破 1500 點。同時，短期情緒指標短期風險繼續小幅上漲，表明短期機會繼續增加，短期風險也在降低，但短期風險水平仍偏高，投資者應該只以低於 5% 的比例購買新股票。

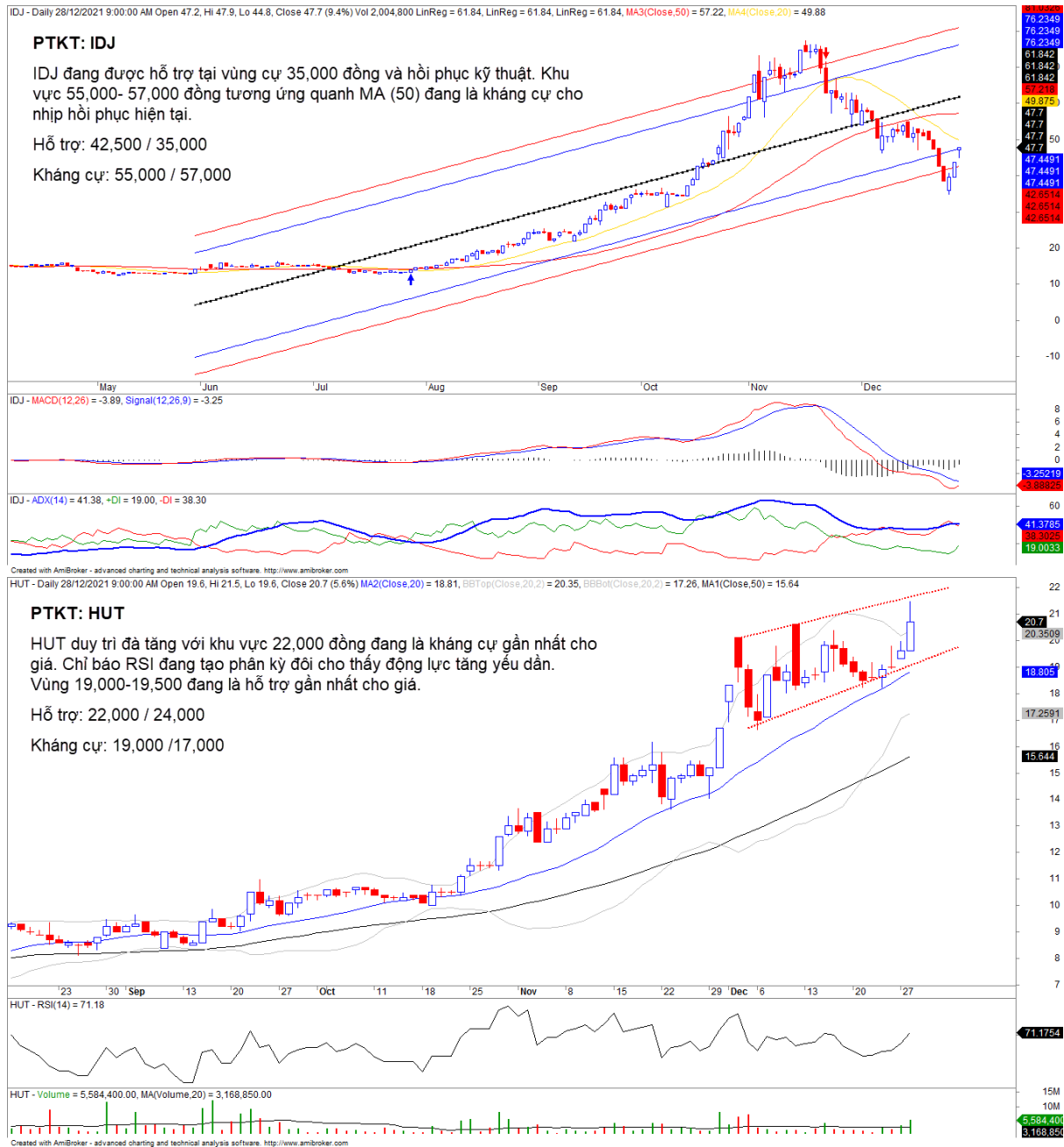
大盤短期走勢維持中性。因此，我們建議短期投資者可繼續持有佔投資組合中的 35-40% 持股比例票，繼續考慮較低比例購買新股票。

請在 <https://ysradar.yuanta.com.vn/> 查看有關股票的信號。



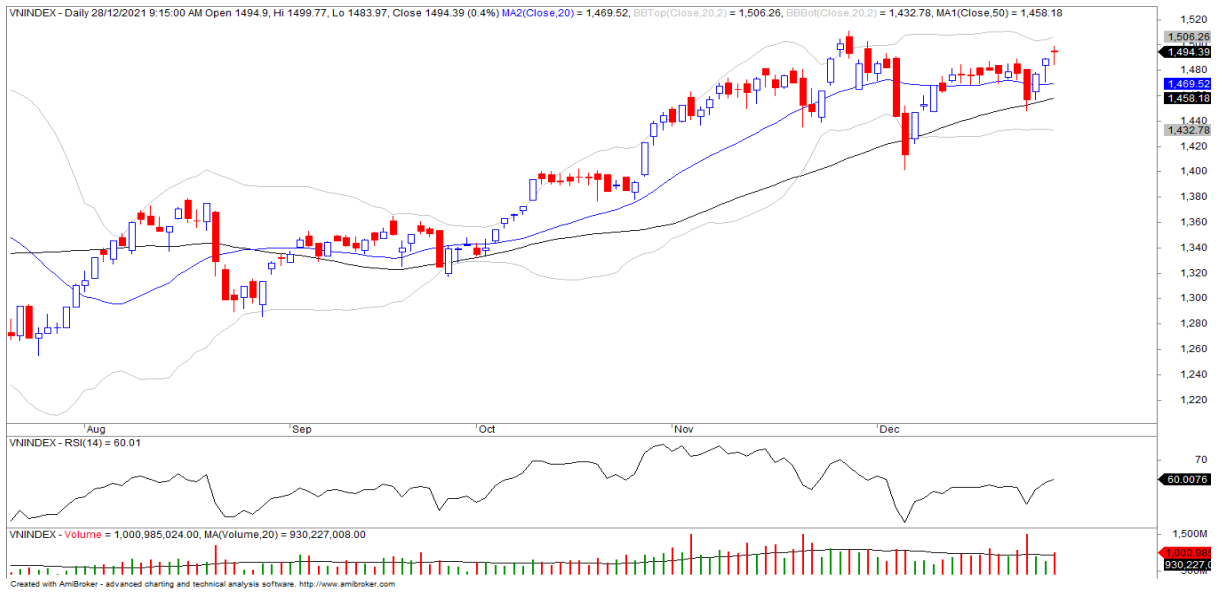
We Create Fortune

### 熱門技術分析圖

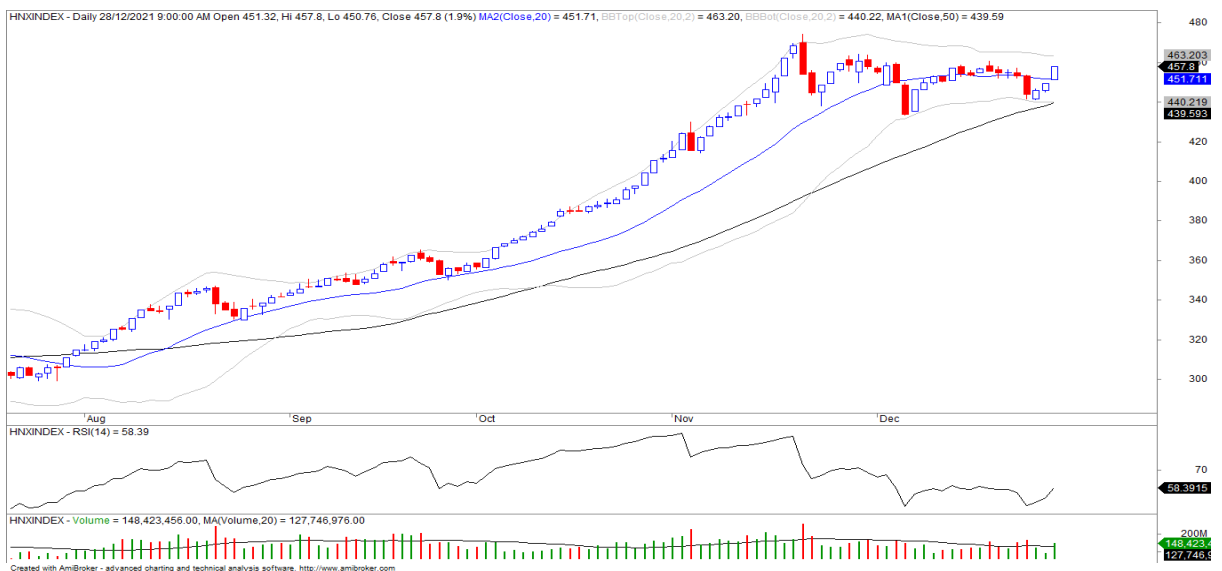


We Create Fortune

技術分析圖



指數技術分析圖 VN-Index



指數技術分析圖 HNX-Index

指數	短期趨勢	中期趨勢	阻力區 1	阻力區 2	支撐區 1	支撐區 2
VN-Index	中性	上漲	1500	1530	1210	970
HNX-Index	中性	上漲	470	500	300	180
VN30	中性	上漲	1550	1570	1445	960
VNMidcaps	中性	上漲	1,730	1800	1650	963
VNSmallcaps	中性	上漲	1430	1450	1400	804

We Create Fortune

胡志明市交易所 (HSX)

	收盤	漲跌%
VNI	1493.39	0.37%
VN30	1523.54	0.59%
VN Mid	2202.45	1.60%
VN Small	2166.8	1.34%

河內交易所 (HSX)

	收盤	漲跌%
HNI	458.05	1.92%
HN30	782.15	2.51%
VNX AllSh	1542.8	0.86%

UPCOM 市場 (UPCoM)

	收盤	漲跌%
UPCoM	110.44	0.06%

外資交易	成交值 (BiL.VND)
買進	1539.93
賣出	1171.61
買超/賣超	368.32

外資交易	成交值 (BiL.VND)
買進	10.41
賣出	291.47
買超/賣超	-281.06

外資交易	成交值 (BiL.VND)
買進	34.04
賣出	16.81
買超/賣超	17.22

上漲排名/ 股碼	漲跌(VND)	漲跌%
FDC	1050	7.00%
KHP	1200	6.98%
TNA	1050	6.98%
TNA	1050	6.98%
CII	2900	6.95%

上漲排名/ 股碼	漲跌(VND)	漲跌%
CMS	3100	9.90%
CEO	6300	9.87%
OCH	1000	9.80%
IDJ	4100	9.40%
VC3	5000	8.55%

上漲排名/ 股碼	漲跌(VND)	漲跌%
PXL	2498	14.96%
NED	1107	8.39%
DRI	1326	7.80%
VLB	2651	5.09%
VHG	316	3.81%

下跌排名/ 股碼	漲跌(VND)	漲跌%
TVS	-4600	-6.88%
TGG	-1300	-6.84%
HAG	-950	-6.55%
CKG	-2200	-5.67%
TDH	-550	-3.97%

下跌排名/ 股碼	漲跌(VND)	漲跌%
LAS	-1500	-6.20%
VHL	-1700	-5.86%
PVG	-500	-3.38%
IPA	-2100	-3.21%
DVG	-800	-3.14%

下跌排名/ 股碼	漲跌(VND)	漲跌%
LLM	-1557	-8.11%
PRT	-1657	-6.55%
LIC	-2157	-3.03%
DTE	-625	-2.66%
C4G	-637	-2.63%

\*備註: 市值>5,000 億盾; 成交值>15 億盾

市值排名/ 股碼	BiL.VND
VCB	377,656
VIC	376,716
VHM	360,542
HPG	205,307
MSN	199,510

市值排名/ 股碼	BiL.VND
THD	85,715
IDC	21,540
KSF	20,880
VCS	18,464
BAB	17,096

市值排名/ 股碼	BiL.VND
ACV	178,651
MCH	81,733
BSR	72,338
VEA	59,027
PGV	44,076

交易量排名/ 股碼	成交值	30 日均
HAG	49,657,000	33,993,390
STB	45,353,800	15,783,300
ROS	43,101,000	39,464,752
HNG	28,422,500	17,148,795
FLC	26,314,900	24,396,105

交易量排名/ 股碼	成交值	30 日均
KLF	11,291,351	10,881,594
CEO	9,852,259	7,410,842
HUT	8,088,586	3,206,980
PVS	7,811,769	5,847,916
ART	4,872,494	4,311,302

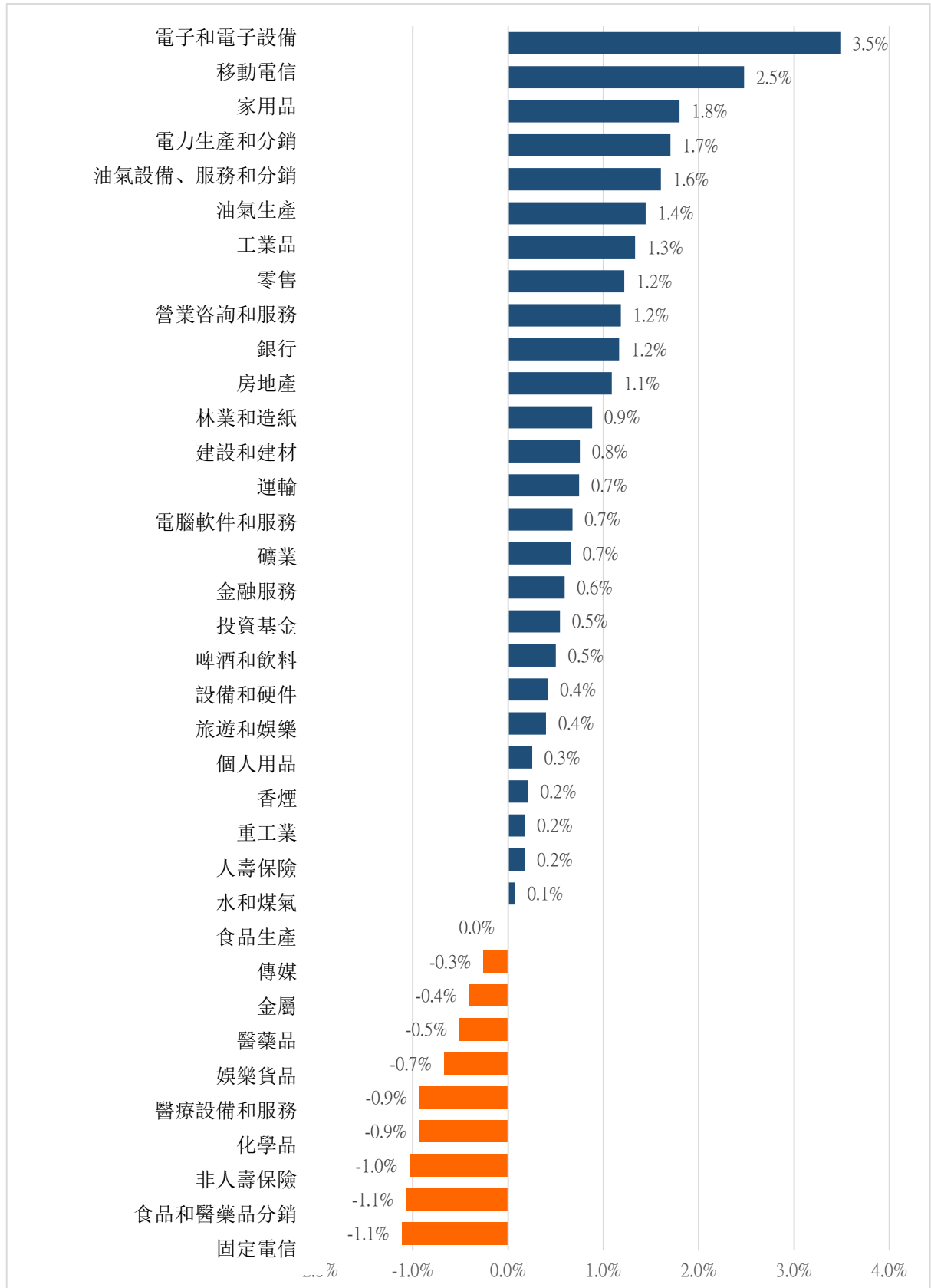
交易量排 名/股碼	成交值	30 日均
BSR	12,046,444	8,688,092
HHV	11,697,904	11,065,410
VHG	8,964,453	5,404,684
NED	5,257,942	1,338,620
ABB	5,039,073	2,383,623

資料源: Bloomberg & Yuanta Research



We Create Fortune

### 各行業板塊的交易走勢



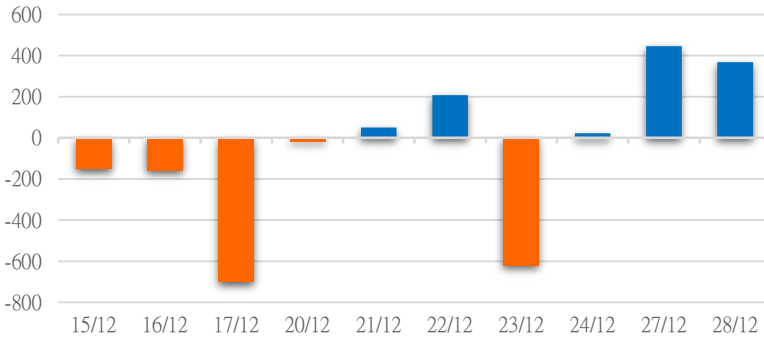
資料源:: FiinPro - YSVN



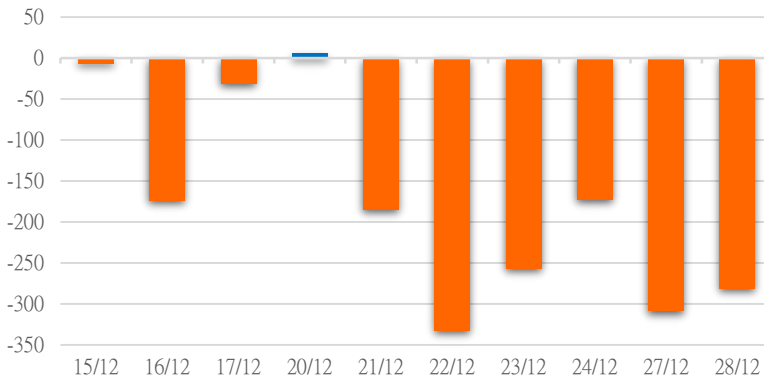
We Create Fortune

## 外資買進賣統計

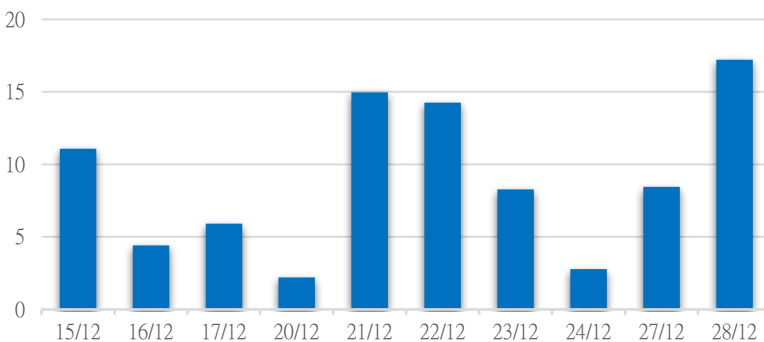
HSX 外資每日買/賣超



HNX外資每日買/賣超



UPCOM外資每日買/賣超



證券代碼	買超金額 (Mil.VND)	證券代碼	賣超金額 (Mil.VND)
VHM	117,009	MSN	109,294
CTG	89,181	VCB	89,176
KBC	86,081	VNM	20,827
DXG	49,474	VGC	17,716
STB	48,812	CII	15,332

HSX 外資買/賣超的前 5 名

證券代碼	買超金額 (Mil.VND)	證券代碼	賣超金額 (Mil.VND)
GMA	2,013	CEO	279,647
PVI	1,592	HUT	2,614
MBG	758	GKM	2,447
KLF	511	OCH	946
DL1	469	LAS	653

HNX 外資買/賣超的前 5 名

證券代碼	買超金額 (Mil.VND)	證券代碼	賣超金額 (Mil.VND)
VEA	5,630	NED	599
QNS	4,384	HTG	475
CTR	3,531	PWA	386
ACV	2,872	MSR	218
NSL	431	CI5	145

UPCOM 外資買/賣超的前 5 名

源: FiinPro - YSVN



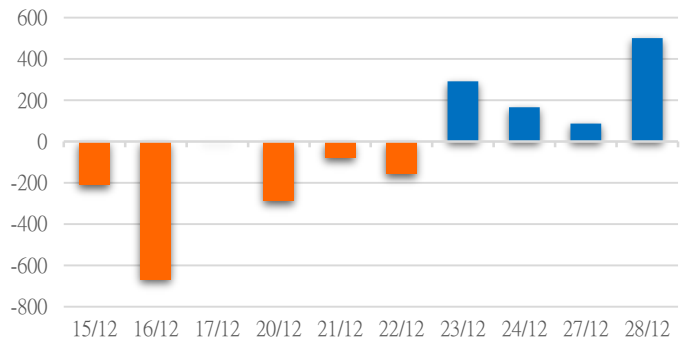
We Create Fortune

### 自營統計

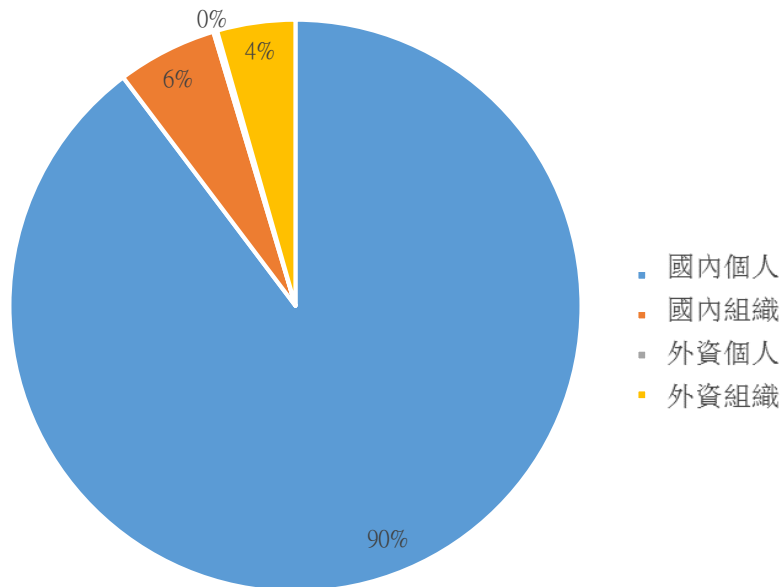
證券代碼	買超金額 (Mil.VND)	證券代碼	賣超金額 (Mil.VND)
BCG	137,640	FUESSVFL	46,303
DXG	131,834	GEG	22,277
OPC	64,575	MBB	12,755
EIB	33,493	GEX	6,719
E1VFN30	5,852	HT1	6,502

券商自營交易最大前名

券商自營交易每日買/賣超  
(Bil.VND)



### 越南證券市場投資人類別統計



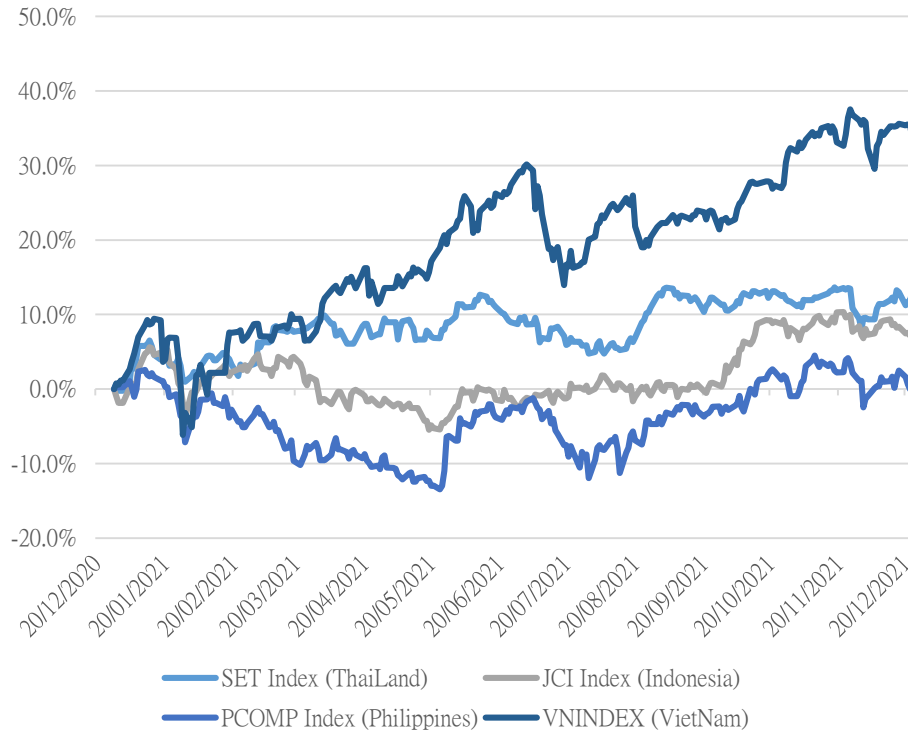
資料源: FiinPro - YSVN





We Create Fortune

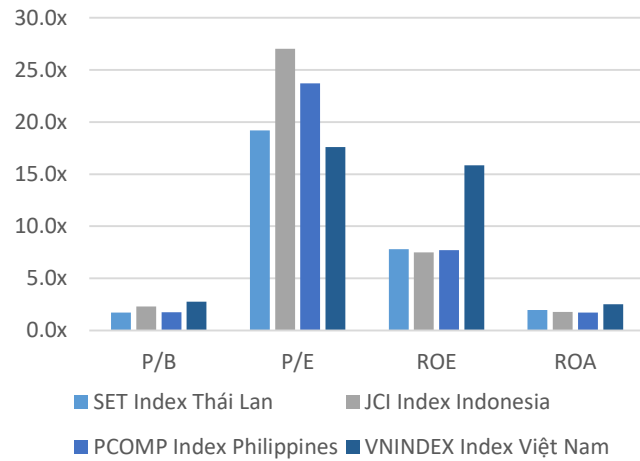
### 東南亞主要市場走勢比較



東南亞主要市場數據

		Thailand	Indonesia	Philippines	Vietnam
P/B		1.7x	2.2x	1.8x	2.8x
P/E		15.0x	25.24	24.0x	17.6x
ROE	%	7.78	7.78	7.69	15.87
ROA	%	1.96	1.92	1.73	2.61
Vốn hóa	Tỷ USD	572.21	577.28	191.21	253.86
GTGD	Triệu USD	1.35	0.52	0.04	0.89
LS cổ tức	%	2.68	1.93	1.57	1.19

源: Bloomberg & YSVN







We Create **Fortune**

## 元大證券（越南）公司

### 個人客戶分析部

**Nguyễn Thế Minh**  
研究分析經理  
+84 28 3622 6868 ext 3826  
minh.nguyen@yuanta.com.vn

**Lý Thị Hiền**  
研究分析主管  
+84 28 3622 6868 ext 3908  
hien.ly@yuanta.com.vn

**Quách Đức Khánh**  
研究分析副主管  
+84 28 3622 6868 ext 3833  
khanh.quach@yuanta.com.vn

**Khổng Hữu Hiệp**  
高級分析專員  
+84 28 3622 6868 ext 3912  
hiep.khong@yuanta.com.vn

**Nguyễn Trịnh Ngọc Hồng**  
高級分析專員  
+84 28 3622 6868 ext 3832  
hong.nguyen@yuanta.com.vn

**Phạm Tấn Phát**  
高級分析專員  
+84 28 3622 6868 ext 3880  
phat.pham@yuanta.com.vn

### 個人客戶業務部

**Phạm Đắc Thành**  
北部分行經理  
+84 28 3622 6868 ext 3416  
thanh.pham@yuanta.com.vn

**Võ Thị Thu Thủy**  
平陽分行經理  
+84 28 3622 6868 ext 3505  
thuy.vo@yuanta.com.vn

**Lương Kỳ Ty**  
堤岸分行經理  
+84 28 3622 6868 ext 3653  
ty.luong@yuanta.com.vn

**Bùi Quốc Phong**  
同奈分行經理  
+84 28 3622 6868 ext 3701  
phong.bui@yuanta.com.vn

**Võ Đình Tuấn**  
峴港分行經理  
+84 28 3622 6868 ext 3301  
tuan.vo@yuanta.com.vn

**Nguyễn Việt Quang**  
河內分行經理  
+84 28 3622 6868 ext 3404  
quang.nguyen@yuanta.com.vn

**Đinh Thị Thu Cúc**  
頭頓分行經理  
+84 28 3622 6868 ext 3203  
cuc.dinh@yuanta.com.vn



We Create **Fortune**

## Appendix A: Important Disclosures

### Analyst Certification

Each research analyst primarily responsible for the content of this research report, in whole or in part, certifies that with respect to each security or issuer that the analyst covered in this report: (1) all of the views expressed accurately reflect his or her personal views about those securities or issuers; and (2) no part of his or her compensation was, is, or will be, directly or indirectly, related to the specific recommendations or views expressed by that research analyst in the research report.

### Ratings Definitions

**BUY:** We have a positive outlook on the stock based on our expected absolute or relative return over the investment period. Our thesis is based on our analysis of the company's outlook, financial performance, catalysts, valuation and risk profile. We recommend investors add to their position.

**HOLD-Outperform:** In our view, the stock's fundamentals are relatively more attractive than peers at the current price. Our thesis is based on our analysis of the company's outlook, financial performance, catalysts, valuation and risk profile.

**HOLD-Underperform:** In our view, the stock's fundamentals are relatively less attractive than peers at the current price. Our thesis is based on our analysis of the company's outlook, financial performance, catalysts, valuation and risk profile.

**SELL:** We have a negative outlook on the stock based on our expected absolute or relative return over the investment period. Our thesis is based on our analysis of the company's outlook, financial performance, catalysts, valuation and risk profile. We recommend investors reduce their position.

**Under Review:** We actively follow the company, although our estimates, rating and target price are under review.

**Restricted:** The rating and target price have been suspended temporarily to comply with applicable regulations and/or Yuanta policies.

Note: Yuanta research coverage with a Target Price is based on an investment period of 12 months. Greater China Discovery Series coverage does not have a formal 12 month Target Price and the recommendation is based on an investment period specified by the analyst in the report.

### Global Disclaimer

© 2018 Yuanta. All rights reserved. The information in this report has been compiled from sources we believe to be reliable, but we do not hold ourselves responsible for its completeness or accuracy. It is not an offer to sell or solicitation of an offer to buy any securities. All opinions and estimates included in this report constitute our judgment as of this date and are subject to change without notice.

This report provides general information only. Neither the information nor any opinion expressed herein constitutes an offer or invitation to make an offer to buy or sell securities or other investments. This material is prepared for general circulation to clients and is not intended to provide tailored investment advice and does not take into account the individual financial situation and objectives of any specific person who may receive this report. Investors should seek financial advice regarding the appropriateness of investing in any securities, investments or investment strategies discussed or recommended in this report. The information contained in this report has been compiled from sources believed to be reliable but no representation or warranty, express or implied, is made as to its accuracy, completeness or correctness. This report is not (and should not be construed as) a solicitation to act as securities broker or dealer in any jurisdiction by any person or company that is not legally permitted to carry on such business in that jurisdiction.

Yuanta research is distributed in the United States only to Major U.S. Institutional Investors (as defined in Rule 15a-6 under the Securities Exchange Act of 1934, as amended and SEC staff interpretations thereof). All transactions by a US person in the securities mentioned in this report must be effected through a registered broker-dealer under Section 15 of the Securities Exchange Act of 1934, as amended. Yuanta research is distributed in Taiwan by Yuanta Securities Investment Consulting. Yuanta research is distributed in Hong Kong by Yuanta Securities (Hong Kong) Co. Limited, which is licensed in Hong Kong by the Securities and Futures Commission for regulated activities, including Type 4 regulated activity (advising on securities). In Hong Kong, this research report may not be redistributed, retransmitted or disclosed, in whole or in part or and any form or manner, without the express written