

## 當日市場：市場強勁分化

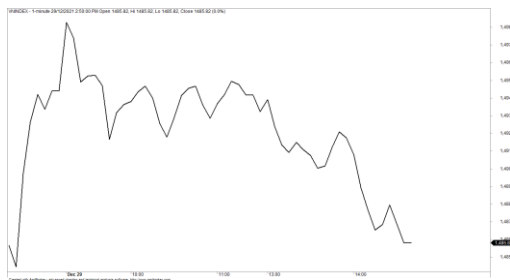
2021/12/30

### 市場走勢

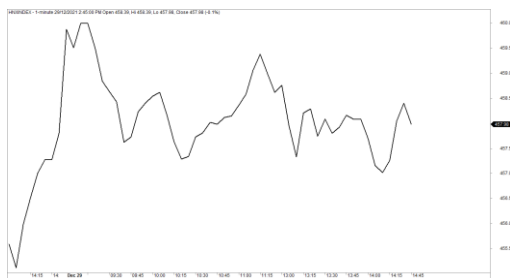
市場指數	VNI	HNI	UPCOM
收盤	1,485.82	457.83	110.76
%日	-0.57%	-0.05%	0.29%
%週	1.06%	0.67%	-0.84%
%月	0.09%	-0.13%	-3.41%
%年	36.93%	133.02%	51.08%
<b>成交值(Bil.VND)</b>			
當日	29,092	4,105	2,578
日均量/週	31,053	3,802	2,409
日均量/月	28,018	3,686	2,328
<b>外資進出</b>			
買進	787.03	37.26	63.91
賣出	556.81	281.22	48.31
買賣超	230.21	-243.96	15.60
<b>市場漲跌家數</b>			
上漲	157	116	182
下跌	194	118	174
持平	69	118	547
<b>市場指標</b>			
P/E	17.56	24.42	24.57
總市值 (兆盾)	5,854	497	1,468
股息殖利率	1.88%	3.17%	3.56%

資料源: Bloomberg - YSVN

### VNINDEX



### HNIINDEX



## 市場走勢

市場早盤上漲，但在交易結束時下跌。VNI-Index 收跌 0.57%，止於 1485.82 點，HNX-Index 小幅下跌 0.05%，而 Upcom-Index 是唯一上漲 0.29% 的指數。3 大市場的交易額均達到 28 兆 1000 億越南盾。

在當天接近尾盤，銷售壓力占主導地位，許多大型股如 VIC (-2.9%)、VHM (-1.3%)、PNJ (-2.5%)、GVR (-2.5%)、POW (-1.9%)、STB (-1.8%) 跌幅最大的股票。SSI (+1.7%)、KDH (+1%) 是當日逆市的幾個藍籌股。

維持積極上漲趨勢是一些近期吸引現金流的投機股，如 HNG (+5%)、HAG (+6.2%)、CII (+7%)、QBS (+6.7%) 等。

當日外資交易平衡，其中 CTG (1020 億)、KDH (580 億)、VRE (230 億) 在買超方面領先。另一方面，CEO (2690 億)、MSN (330 億)、GEX (220 億) 被拋售最多的股票。

## 市場短期觀點

我們認為大盤可能繼續震盪和上漲接近尾盤，VN-Index 可能重測 1500 點的心理阻力位。同時，市場仍在各類股票中處於分化的狀態，但最近幾個交易日的亮點是銀行和鋼鐵股的現金流增加。此外，情緒指標小幅上漲，顯示利潤回報機會逐漸增加，但現階段持股比例仍不高。

大盤短期走勢維持中性。因此，我們建議短期投資者可繼續持有佔投資組合中的 35-40% 持股比例，並以低比例購買新股票。

請在 <https://ysradar.yuanta.com.vn/> 查看有關股票的信號。



We Create Fortune

### 熱門技術分析圖





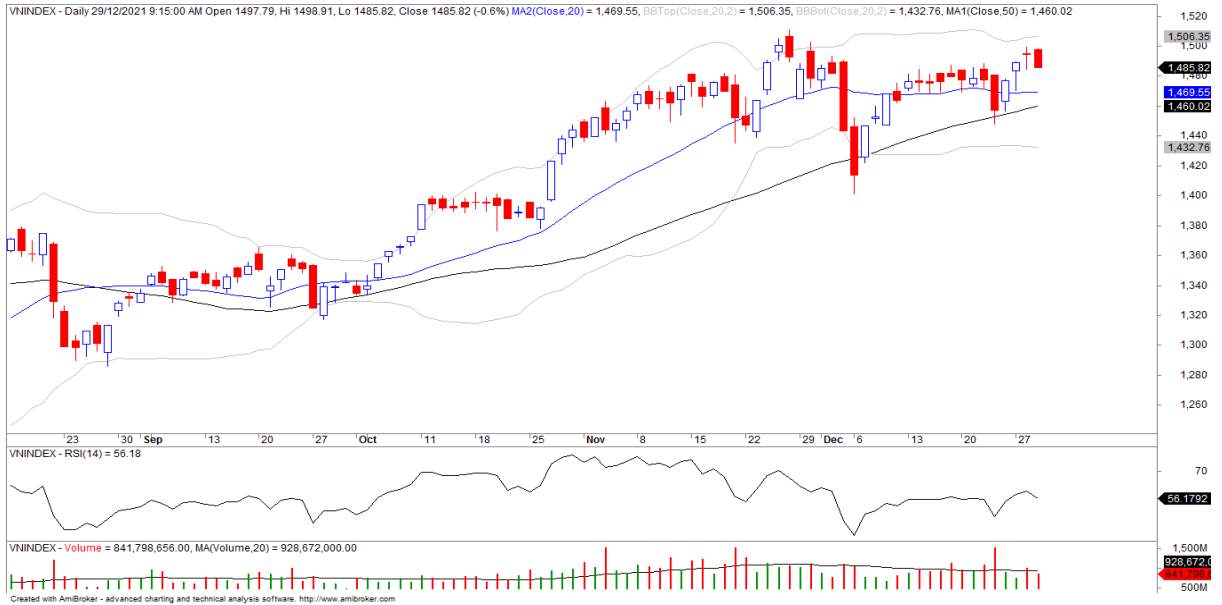
We Create Fortune

### 熱門技術分析圖

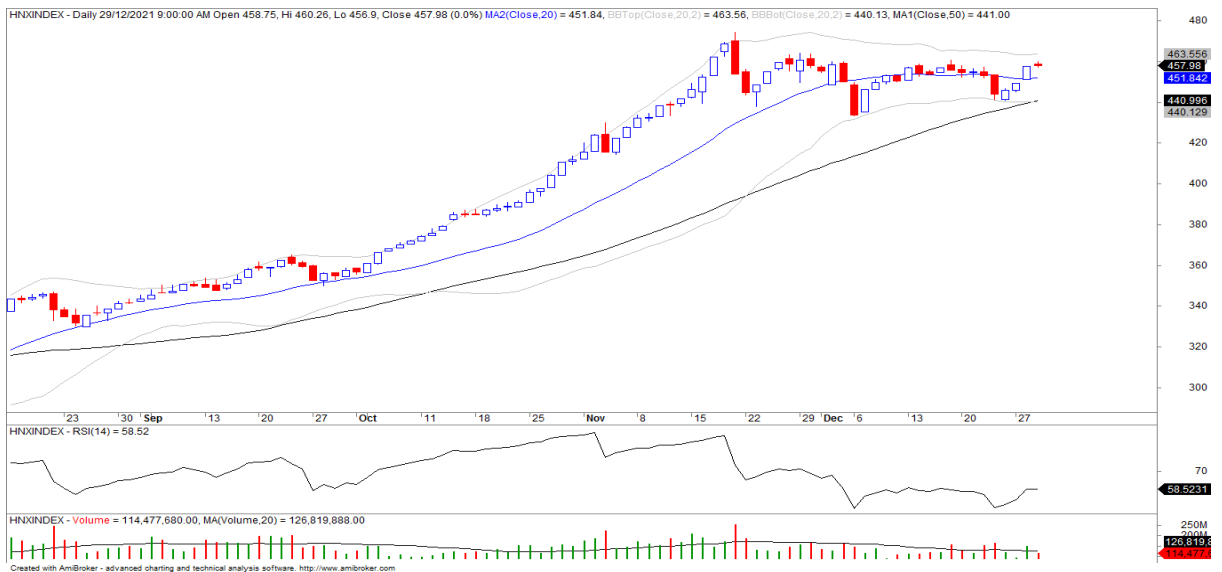


We Create Fortune

技術分析圖



指數技術分析圖 VN-Index



指數技術分析圖 HNX-Index

指數	短期趨勢	中期趨勢	阻力區 1	阻力區 2	支撐區 1	支撐區 2
VN-Index	中性	上漲	1500	1530	1210	970
HNX-Index	中性	上漲	470	500	300	180
VN30	中性	上漲	1550	1570	1445	960
VNMidcaps	中性	上漲	1,730	1800	1650	963
VNSmallcaps	中性	上漲	1430	1450	1400	804



We Create Fortune

胡志明市交易所 (HSX)

	收盤	漲跌%
VNI	1485.82	-0.57%
VN30	1515.94	-0.50%
VN Mid	2214.82	-0.74%
VN Small	2183.95	0.17%

河內交易所 (HSX)

	收盤	漲跌%
HNI	457.83	-0.05%
HN30	777.82	-0.55%
VNX AllSh	1554.52	-0.54%

UPCOM 市場 (UPCoM)

	收盤	漲跌%
UPCoM	110.76	0.29%

外資交易	成交值 (BiL.VND)
買進	787.03
賣出	556.81
買超/賣超	230.21

外資交易	成交值 (BiL.VND)
買進	37.26
賣出	281.22
買超/賣超	-243.96

外資交易	成交值 (BiL.VND)
買進	63.91
賣出	48.31
買超/賣超	15.60

上漲排名/股碼	漲跌(VND)	漲跌%
ADG	3500	7.00%
LHG	3500	7.00%
ACC	1950	6.98%
CTS	2800	6.96%
CII	3100	6.95%

上漲排名/股碼	漲跌(VND)	漲跌%
TVD	1200	9.92%
NBC	1500	9.80%
TIG	2400	8.73%
DTD	3700	7.51%
IDJ	3400	7.13%

上漲排名/股碼	漲跌(VND)	漲跌%
PFL	1490	14.61%
PXL	2690	14.01%
TTN	2973	13.96%
VHG	929	10.80%
SNZ	3237	9.36%

下跌排名/股碼	漲跌(VND)	漲跌%
DPM	-3300	-6.31%
ABS	-1850	-6.11%
GEX	-2200	-5.61%
SAM	-1450	-5.50%
SGR	-1650	-4.93%

下跌排名/股碼	漲跌(VND)	漲跌%
SDA	-3100	-9.69%
LAS	-2000	-8.81%
NRC	-1700	-5.69%
VC3	-3500	-5.51%
BNA	-2100	-5.01%

下跌排名/股碼	漲跌(VND)	漲跌%
LIC	-3353	-4.85%
DTE	-1008	-4.40%
C4G	-804	-3.41%
VEF	-6866	-3.00%
G36	-612	-2.60%

\*備註: 市值>5,000 億盾; 成交值>15 億盾

市值排名/股碼	BiL.VND
VCB	378,602
VIC	374,433
VHM	360,542
HPG	204,860
MSN	202,462

市值排名/股碼	BiL.VND
THD	87,780
IDC	22,200
KSF	21,840
VCS	19,024
CEO	18,040

市值排名/股碼	BiL.VND
ACV	177,857
MCH	81,444
BSR	73,181
VEA	59,007
PGV	43,282

交易量排名/股碼	成交值	30 日均
ROS	35,337,200	39,623,082
LDG	33,056,600	14,689,232
HAG	30,448,700	34,705,373
HNG	27,937,300	17,661,236
POW	21,429,000	30,675,223

交易量排名/股碼	成交值	30 日均
CEO	9,805,210	7,521,815
KLF	7,005,335	10,900,220
ART	5,939,171	4,336,811
SHS	4,864,702	8,385,877
DNP	4,163,492	37,184

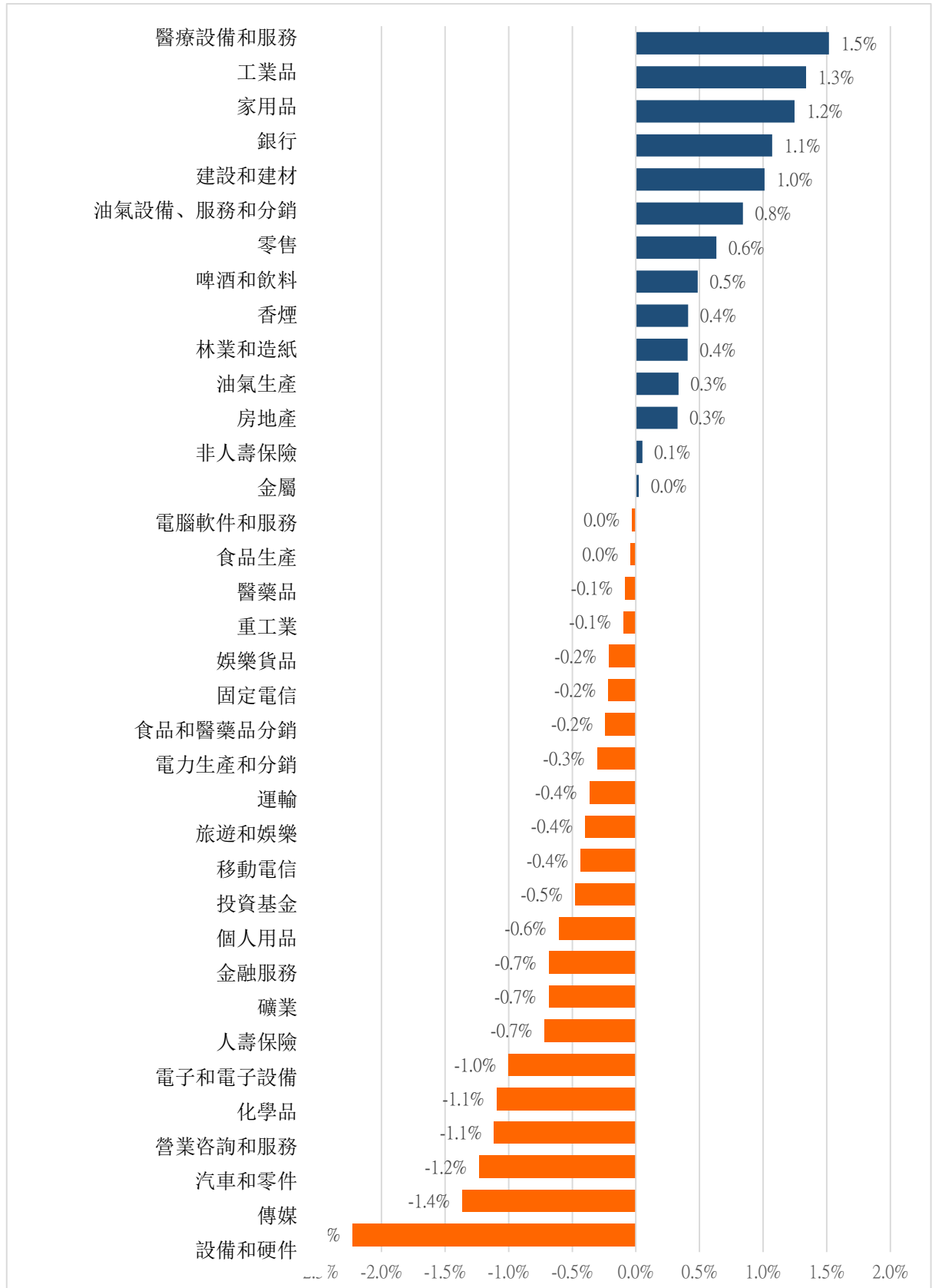
交易量排名/股碼	成交值	30 日均
VHG	12,248,387	5,566,491
BSR	7,717,450	8,830,745
HHV	6,424,134	11,094,159
CC4	6,400,300	714
PXL	5,830,397	477,393

資料源: Bloomberg & Yuanta Research



We Create Fortune

### 各行業板塊的交易走勢



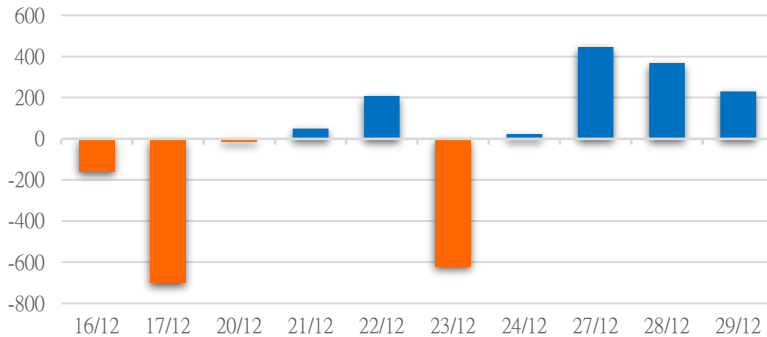
資料源: FiinPro - YSVN



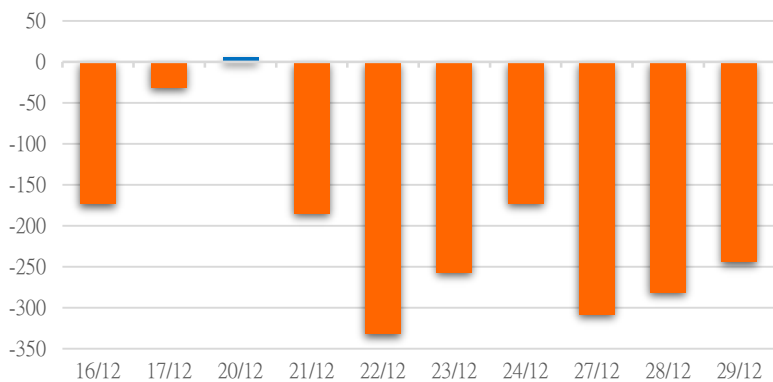
We Create Fortune

## 外資買進賣統計

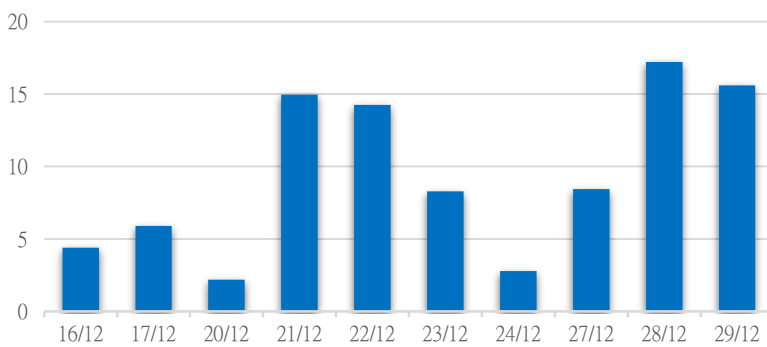
HSX 外資每日買/賣超



HNX 外資每日買/賣超



UPCOM 外資每日買/賣超



證券代碼	買超金額 (Mil.VND)	證券代碼	賣超金額 (Mil.VND)
CTG	102,475	MSN	32,699
KDH	57,759	GEX	21,769
VRE	22,638	E1VFN30	18,591
EIB	18,183	VGC	15,587
VHM	17,568	CII	11,974

HSX 外資買/賣超的前 5 名

證券代碼	買超金額 (Mil.VND)	證券代碼	賣超金額 (Mil.VND)
PTI	21,345	CEO	268,983
PVI	2,455	ART	1,533
GIC	1,332	TIG	1,481
PSD	1,197	DIH	816
NDN	585	IVS	468

HNX 外資買/賣超的前 5 名

證券代碼	買超金額 (Mil.VND)	證券代碼	賣超金額 (Mil.VND)
QNS	5,648	BDT	1,492
CTR	4,842	HTG	591
VEA	1,150	TL4	327
ACV	1,116	PWA	320
CLX	1,036	VHG	86

UPCOM 外資買/賣超的前 5 名

源: FiinPro - YSVN



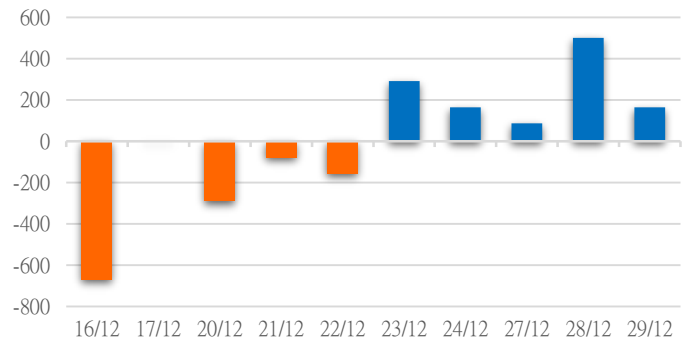
We Create Fortune

### 自營統計

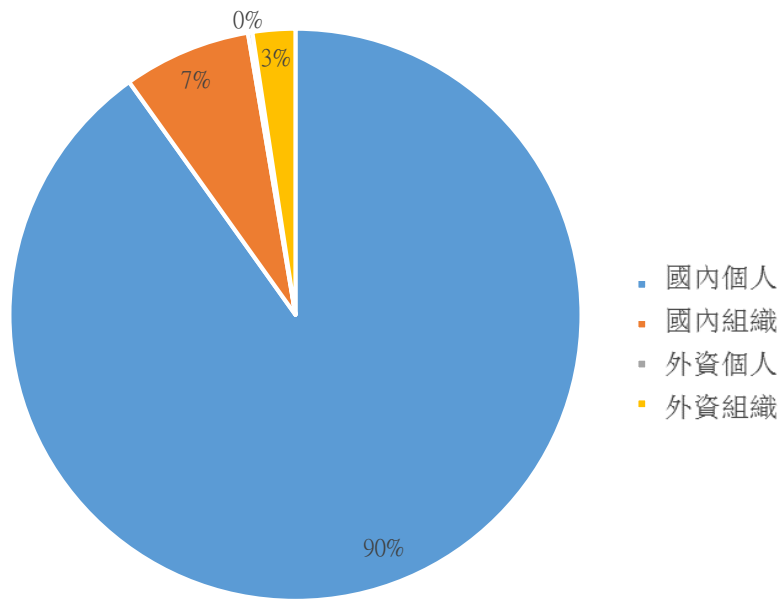
證券代碼	買超金額 (Mil.VND)	證券代碼	賣超金額 (Mil.VND)
MWG	205,598	MBB	34,732
KBC	128,700	VHM	30,273
SSI	48,015	VIC	29,983
VPB	45,908	HPG	27,167
PHC	23,520	SCR	22,632

券商自營交易最大前名

券商自營交易每日買/賣超 (Bil.VND)



### 越南證券市場投資人類別統計



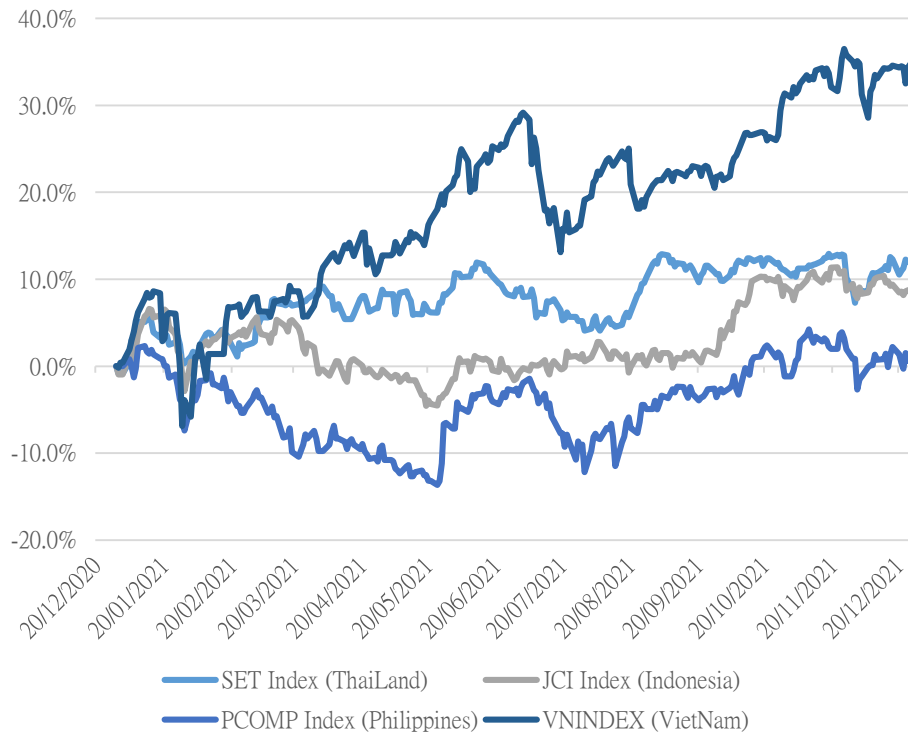
資料源: FiinPro - YSVN





We Create Fortune

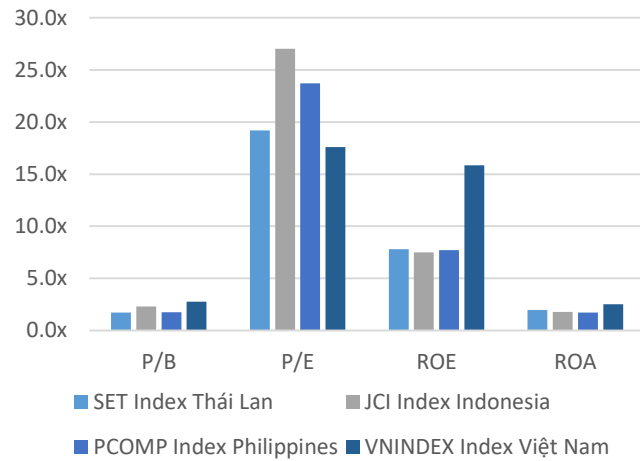
### 東南亞主要市場走勢比較



東南亞主要市場數據

		Thailand	Indonesia	Philippines	Vietnam
P/B		1.8x	0.0x	1.8x	2.7x
P/E		15.0x	25.24	24.2x	17.3x
ROE	%	7.78	7.78	7.69	16.11
ROA	%	1.96	1.92	1.73	2.67
Vốn hóa	Tỷ USD	574.05	578.28	189.81	254.89
GTGD	Triệu USD	1.95	0.63	0.06	1.16
LS cổ tức	%	2.67	1.93	1.56	1.19

源: Bloomberg & YSVN





We Create **Fortune**

## 元大證券（越南）公司

### 個人客戶分析部

**Nguyễn Thế Minh**  
研究分析經理  
+84 28 3622 6868 ext 3826  
minh.nguyen@yuanta.com.vn

**Lý Thị Hiền**  
研究分析主管  
+84 28 3622 6868 ext 3908  
hien.ly@yuanta.com.vn

**Quách Đức Khánh**  
研究分析副主管  
+84 28 3622 6868 ext 3833  
khanh.quach@yuanta.com.vn

**Khổng Hữu Hiệp**  
高級分析專員  
+84 28 3622 6868 ext 3912  
hiep.khong@yuanta.com.vn

**Nguyễn Trịnh Ngọc Hồng**  
高級分析專員  
+84 28 3622 6868 ext 3832  
hong.nguyen@yuanta.com.vn

**Phạm Tấn Phát**  
高級分析專員  
+84 28 3622 6868 ext 3880  
phat.pham@yuanta.com.vn

### 個人客戶業務部

**Phạm Đắc Thành**  
北部分行經理  
+84 28 3622 6868 ext 3416  
thanh.pham@yuanta.com.vn

**Võ Thị Thu Thủy**  
平陽分行經理  
+84 28 3622 6868 ext 3505  
thuy.vo@yuanta.com.vn

**Lương Kỳ Ty**  
堤岸分行經理  
+84 28 3622 6868 ext 3653  
ty.luong@yuanta.com.vn

**Bùi Quốc Phong**  
同奈分行經理  
+84 28 3622 6868 ext 3701  
phong.bui@yuanta.com.vn

**Võ Đình Tuấn**  
峴港分行經理  
+84 28 3622 6868 ext 3301  
tuan.vo@yuanta.com.vn

**Nguyễn Việt Quang**  
河內分行經理  
+84 28 3622 6868 ext 3404  
quang.nguyen@yuanta.com.vn

**Đinh Thị Thu Cúc**  
頭頓分行經理  
+84 28 3622 6868 ext 3203  
cuc.dinh@yuanta.com.vn



We Create **Fortune**

## Appendix A: Important Disclosures

### Analyst Certification

Each research analyst primarily responsible for the content of this research report, in whole or in part, certifies that with respect to each security or issuer that the analyst covered in this report: (1) all of the views expressed accurately reflect his or her personal views about those securities or issuers; and (2) no part of his or her compensation was, is, or will be, directly or indirectly, related to the specific recommendations or views expressed by that research analyst in the research report.

### Ratings Definitions

**BUY:** We have a positive outlook on the stock based on our expected absolute or relative return over the investment period. Our thesis is based on our analysis of the company's outlook, financial performance, catalysts, valuation and risk profile. We recommend investors add to their position.

**HOLD-Outperform:** In our view, the stock's fundamentals are relatively more attractive than peers at the current price. Our thesis is based on our analysis of the company's outlook, financial performance, catalysts, valuation and risk profile.

**HOLD-Underperform:** In our view, the stock's fundamentals are relatively less attractive than peers at the current price. Our thesis is based on our analysis of the company's outlook, financial performance, catalysts, valuation and risk profile.

**SELL:** We have a negative outlook on the stock based on our expected absolute or relative return over the investment period. Our thesis is based on our analysis of the company's outlook, financial performance, catalysts, valuation and risk profile. We recommend investors reduce their position.

**Under Review:** We actively follow the company, although our estimates, rating and target price are under review.

**Restricted:** The rating and target price have been suspended temporarily to comply with applicable regulations and/or Yuanta policies.

Note: Yuanta research coverage with a Target Price is based on an investment period of 12 months. Greater China Discovery Series coverage does not have a formal 12 month Target Price and the recommendation is based on an investment period specified by the analyst in the report.

### Global Disclaimer

© 2018 Yuanta. All rights reserved. The information in this report has been compiled from sources we believe to be reliable, but we do not hold ourselves responsible for its completeness or accuracy. It is not an offer to sell or solicitation of an offer to buy any securities. All opinions and estimates included in this report constitute our judgment as of this date and are subject to change without notice.

This report provides general information only. Neither the information nor any opinion expressed herein constitutes an offer or invitation to make an offer to buy or sell securities or other investments. This material is prepared for general circulation to clients and is not intended to provide tailored investment advice and does not take into account the individual financial situation and objectives of any specific person who may receive this report. Investors should seek financial advice regarding the appropriateness of investing in any securities, investments or investment strategies discussed or recommended in this report. The information contained in this report has been compiled from sources believed to be reliable but no representation or warranty, express or implied, is made as to its accuracy, completeness or correctness. This report is not (and should not be construed as) a solicitation to act as securities broker or dealer in any jurisdiction by any person or company that is not legally permitted to carry on such business in that jurisdiction.

Yuanta research is distributed in the United States only to Major U.S. Institutional Investors (as defined in Rule 15a-6 under the Securities Exchange Act of 1934, as amended and SEC staff interpretations thereof). All transactions by a US person in the securities mentioned in this report must be effected through a registered broker-dealer under Section 15 of the Securities Exchange Act of 1934, as amended. Yuanta research is distributed in Taiwan by Yuanta Securities Investment Consulting. Yuanta research is distributed in Hong Kong by Yuanta Securities (Hong Kong) Co. Limited, which is licensed in Hong Kong by the Securities and Futures Commission for regulated activities, including Type 4 regulated activity (advising on securities). In Hong Kong, this research report may not be redistributed, retransmitted or disclosed, in whole or in part or and any form or manner, without the express written