

市場的有望繼續復甦

2022/01/19

合約走勢					
單位	收盤 點數	+/- 點數	交易量 合約	到期 日期	剩餘 時間 日
VN30F2112	1482.5	2.5	172,136	20/01	4
VN30F2201	1481.0	-1.0	5905	17/02	32
VN30F2203	1483.0	-15.6	81	17/03	60
VN30F2206	1482.1	-1.9	74	16/06	151

源自 Bloomberg - YSVN

合約更改交易量和持倉量				
單位	交易量 合約	+/- %	OI	+/- %
VN30F2112	172,136	-3.7%	26,123	
VN30F2201	5,905	138.3%	2116	
VN30F2203	81	5.2%	242	
VN30F2206	74	-47.1%	413	

源自: Bloomberg - YSVN

合約的基差變動			
單位	基差 點數	前一盤 點數	+/- 點數
VN30F2112	5.4	1.4	4.0
VN30F2201	3.9	1.4	2.5
VN30F2203	5.9	20.0	-14.1
VN30F2206	5.0	5.4	-0.4

源自: Bloomberg - YSVN

合約走勢

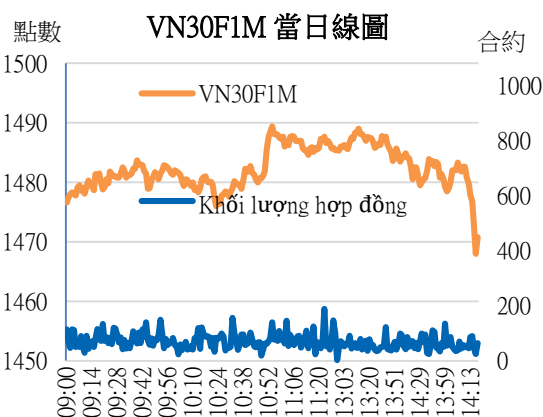
- 4 個期貨合約橫盤整理，VN30F1M 小幅收漲近 3 點。與 VN30-Index 相比，基差錄得 4-6 點的正數。
- VN30F2201 交易量減少 4%，VN30F2202 增加 138%，VN30F2203 增加 5%，VN30F2206 減少 47%。

VN30F1M 的評估

- VN30F2201 在 1470 點獲得支撐位，對應上漲通道線的下限。同時，RSI 指標猶豫上漲背離的信號，顯示技術性復甦可能會出現。同時，從艾略特波來看，VN30F2201 可以在 1466 點完成第 5 波，因此則進入大復甦的階段。
- 在日線圖上，趨勢仍在下跌，趨勢突破 1525 點。

投資策略

當天策略 (Intraday)	投資者考慮多頭在 1478-1481 點盤中震盪，停損於 1477 點以下，止盈在 1488 點或 1495 點以上。
主要短期 趨勢策略 (Daily)	投資者在下跌趨勢中將空頭倉位比例降低至 1470-1475 點或停損於 1500 點。



Pham Tan Phat

高級分析專員

Email: phat.pham@yuanta.com.vn

Phone: (084) 28 3622 6868 ext 3880

We Create Fortune

VN30F1M 合約走勢圖

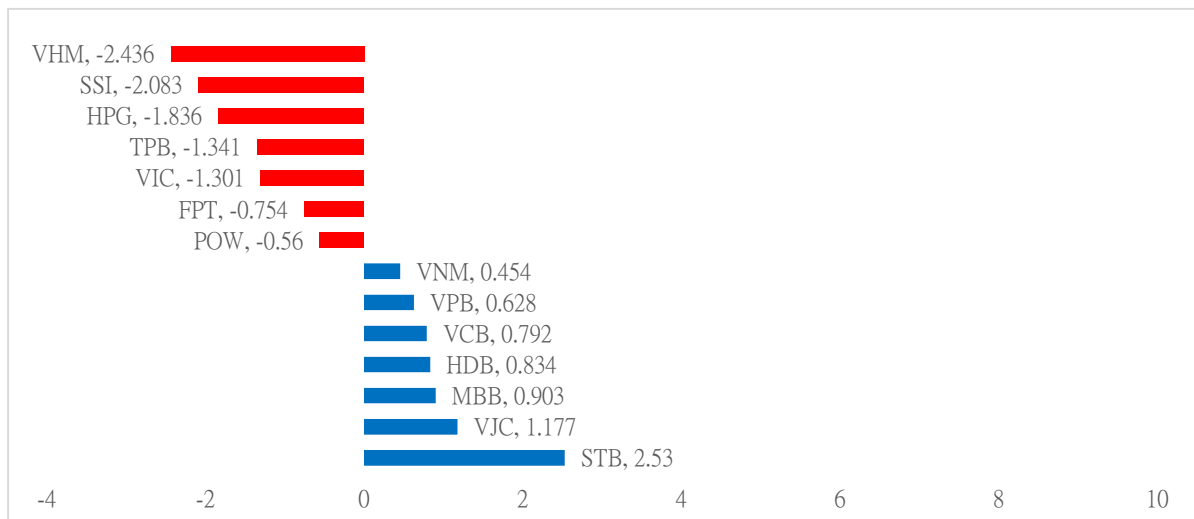


	VN30F2112-Daily	VN30F2112-1H
趨勢	下跌	橫盤
支撐 1	1447	1480
支撐 2	1390	1466
阻力 1	1500	1488
阻力 2	1542	1501

VN30-INDEX 指數走勢

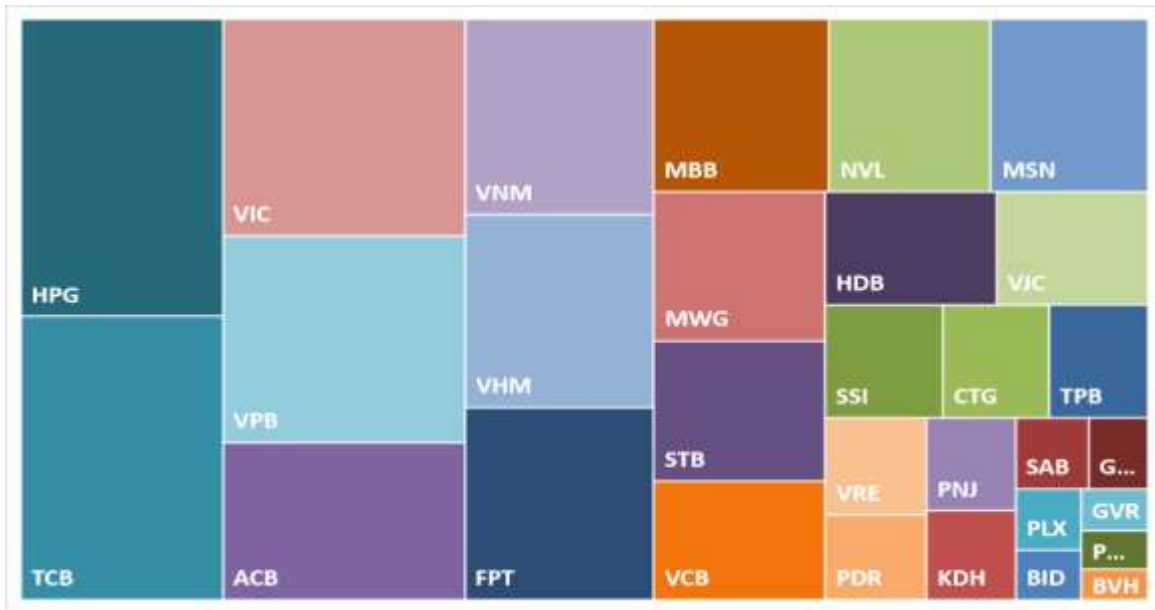
VN30-Index 收盤下跌 0.1%，其中 VHM、SSI 和 HPG 是負面影響最大的 3 股因令指數失去超過 6.3 點。相比之下，STB、VJC 和 MBB 貢獻超過 4.6 點的漲幅。

VN30-INDEX 中最有影響力的成份股



We Create Fortune

VN30-INDEX 中的資本化



STB 的走勢圖





We Create **Fortune**

期貨合約的價格，交易量和持倉量

日期	VN30F2110	交易量	持倉量
18/01/2022	1,482.5	172,136	26,123
17/01/2022	1,480.0	178,669	26,123
14/01/2022	1,520.1	142,052	22,879
13/01/2022	1,525.7	151,811	25,262
12/01/2022	1,528.9	177,369	28,088
11/01/2022	1,503.6	129,109	29,900
10/01/2022	1,513.1	107,307	31,434
07/01/2022	1,539.6	109,279	27,635

日期	VN30F2111	交易量	持倉量
18/01/2022	1481	5,905	2,116
17/01/2022	1482	2,478	2,116
14/01/2022	1522	1,192	1,008
13/01/2022	1526.2	627	693
12/01/2022	1524	884	693
11/01/2022	1504	330	445
10/01/2022	1516.8	452	362
07/01/2022	1526	255	251

日期	VN30F2112	交易量	持倉量
18/01/2022	1,483.0	81	242
17/01/2022	1,498.6	77	242
14/01/2022	1,523.0	117	221
13/01/2022	1,533.7	94	245
12/01/2022	1,539.9	78	241
11/01/2022	1,514.1	28	214
10/01/2022	1,520.4	61	214
07/01/2022	1,535.9	34	186

日期	VN30F2203	交易量	持倉量
18/01/2022	1482.1	74	413
17/01/2022	1484	140	413
14/01/2022	1524	41	397
13/01/2022	1525	69	398
12/01/2022	1528.1	83	399
11/01/2022	1503.2	51	394
10/01/2022	1516.2	79	405
07/01/2022	1536.1	26	386

We Create Fortune

VN30-INDEX 中的成分股

股碼	公司名稱	行業	比重	收盤價	資本化	PER	PBR	3 個月平均交易量	外資持有	52 週最高	52 週最底
		單位	%	VND	Bil. VND	x	x	'000 cp	%	VND	VND
BID	越南投資與發展商業股份銀行	金融	0.7%	44,900	227,128	23.1	2.7	3,101	17%	47,000	29,021
KDH	Khang Dien 房屋貿易投資股份公司	房地產	1.6%	50,500	32,468	27.2	3.3	2,786	33%	57,500	25,909
CTG	越南工商股份銀行	金融	1.8%	34,550	166,039	10.0	1.7	11,387	26%	42,535	22,314
ACB	亞洲商業股份銀行	金融	5.5%	32,800	88,624	9.1	2.1	5,063	30%	38,200	19,600
PLX	越南油氣集團	能源	0.5%	54,000	68,612	20.4	2.8	1,889	17%	62,400	45,500
BVH	Bao Viet 集團	金融	0.3%	51,600	38,304	20.9	1.8	1,189	26%	69,700	47,000
FPT	FPT 發展投資工藝股份公司	科技	5.0%	88,100	79,948	19.8	4.7	1,764	49%	101,800	50,957
GAS	越南氣體總公司 - 股份公司	公用服務	0.8%	107,000	204,793	25.0	4.2	1,305	3%	128,400	72,500
POW	越南天然氣股份總公司	公用服務	0.5%	15,400	36,065	12.4	1.2	25,194	3%	20,800	9,980
HDB	胡志明市發展商業股份銀行	金融	3.0%	29,550	59,461	10.5	2.1	6,086	17%	33,950	16,160
HPG	Hoa Phat (和發) 集團股份公司	原材料	7.8%	44,000	196,809	6.2	2.3	23,335	24%	58,400	27,407
MBB	軍隊貿易股份銀行	金融	4.6%	29,900	112,972	10.2	2.0	11,572	23%	32,926	15,778
MSN	Masan 集團股份公司	必需消費品	4.9%	142,100	167,754	70.0	7.8	2,109	31%	175,000	80,000
MWG	世界移動通信投資股份公司	非必需消費品	4.4%	130,100	92,740	21.2	4.9	1,142	49%	145,500	77,333
NVL	Nova 房地產投資集團股份公司	房地產	4.0%	80,100	154,627	44.1	4.5	4,213	7%	94,351	37,271
PNJ	Phu Nhuan (富潤) 珠寶股份公司	非必需消費品	1.2%	93,300	21,213	22.1	3.8	564	47%	112,000	75,000
GVR	越南橡膠工業集團	原材料	0.4%	31,100	124,400	25.0	2.5	3,952	1%	43,300	21,600
PDR	Phat Dat 開發房地產股份公司	房地產	1.3%	88,000	43,364	27.1	6.9	4,256	3%	99,800	40,938
TPB	Tien Phong 股份商業銀行	金融	2.7%	38,900	61,530	11.8	2.5	5,952	29%	44,000	16,296
SAB	西貢啤酒 - 酒精 - 飲料股份公司	必需消費品	0.8%	151,000	96,833	25.7	4.6	142	63%	200,400	139,800
SSI	SSI 西貢證券股份公司	金融	2.0%	42,300	41,553	19.5	3.1	18,627	38%	57,700	16,977
STB	西貢商信銀行 (sacombank)	金融	4.5%	33,900	63,909	18.1	1.9	21,343	18%	36,200	15,500
TCB	越南技商股份銀行 (Techcombank)	金融	8.2%	48,750	171,157	9.8	2.0	14,468	22%	58,600	29,600
VCB	越南外商貿易股份銀行	金融	3.4%	87,600	414,568	19.6	3.8	1,328	24%	91,850	67,006
VHM	Vinhomes 股份公司	房地產	6.0%	77,000	335,286	8.7	2.9	7,101	24%	93,769	64,615
VIC	Vingroup 集團股份公司	房地產	7.7%	95,900	364,920	76.8	3.6	2,791	14%	129,689	82,222
VJC	Vietjet 越捷航空股份公司	工業	2.5%	124,500	67,431	54.8	4.0	811	16%	138,500	105,800
VNM	越南牛奶股份公司	必需消費品	5.1%	83,400	174,302	18.5	5.6	2,651	54%	115,100	82,600
VPB	Viet Nam Thinh Vuong (越南繁榮) 貿易股份銀行	金融	7.1%	33,250	147,812	12.0	2.4	14,170	15%	40,722	15,667
VRE	Vincom Retail 股份公司	房地產	1.8%	32,400	73,623	34.0	2.4	8,674	30%	38,300	25,100



We Create Fortune

元大證券（越南）公司

個人客戶分析部

Nguyễn Thế Minh
研究分析經理
+84 28 3622 6868 ext 3826
minh.nguyen@yuanta.com.vn

Lý Thị Hiền
研究分析主管
+84 28 3622 6868 ext 3908
hien.ly@yuanta.com.vn

Quách Đức Khánh
研究分析副主管
+84 28 3622 6868 ext 3833
khanh.quach@yuanta.com.vn

Khổng Hữu Hiệp
高級分析專員
+84 28 3622 6868 ext 3912
hiep.khong@yuanta.com.vn

Nguyễn Trịnh Ngọc Hồng
高級分析專員
+84 28 3622 6868 ext 3832
hong.nguyen@yuanta.com.vn

Phạm Tấn Phát
高級分析專員
+84 28 3622 6868 ext 3880
phat.pham@yuanta.com.vn

個人客戶業務部

Phạm Đắc Thành
北部分行經理
+84 28 3622 6868 ext 3416
thanh.pham@yuanta.com.vn

Võ Thị Thu Thủy
平陽分行經理
+84 28 3622 6868 ext 3505
thuy.vo@yuanta.com.vn

Lương Kỳ Ty
堤岸分行經理
+84 28 3622 6868 ext 3653
ty.luong@yuanta.com.vn

Bùi Quốc Phong
同奈分行經理
+84 28 3622 6868 ext 3701
phong.bui@yuanta.com.vn

Võ Đình Tuấn
峴港分行經理
+84 28 3622 6868 ext 3301
tuan.vo@yuanta.com.vn

Nguyễn Việt Quang
河內分行經理
+84 28 3622 6868 ext 3404
quang.nguyen@yuanta.com.vn

Đinh Thị Thu Cúc
頭頓分行經理
+84 28 3622 6868 ext 3203
cuc.dinh@yuanta.com.vn



Appendix A: Important Disclosures

Analyst Certification

Each research analyst primarily responsible for the content of this research report, in whole or in part, certifies that with respect to each security or issuer that the analyst covered in this report: (1) all of the views expressed accurately reflect his or her personal views about those securities or issuers; and (2) no part of his or her compensation was, is, or will be, directly or indirectly, related to the specific recommendations or views expressed by that research analyst in the research report.

Ratings Definitions

BUY: We have a positive outlook on the stock based on our expected absolute or relative return over the investment period. Our thesis is based on our analysis of the company's outlook, financial performance, catalysts, valuation and risk profile. We recommend investors add to their position.

HOLD-Outperform: In our view, the stock's fundamentals are relatively more attractive than peers at the current price. Our thesis is based on our analysis of the company's outlook, financial performance, catalysts, valuation and risk profile.

HOLD-Underperform: In our view, the stock's fundamentals are relatively less attractive than peers at the current price. Our thesis is based on our analysis of the company's outlook, financial performance, catalysts, valuation and risk profile.

SELL: We have a negative outlook on the stock based on our expected absolute or relative return over the investment period. Our thesis is based on our analysis of the company's outlook, financial performance, catalysts, valuation and risk profile. We recommend investors reduce their position.

Under Review: We actively follow the company, although our estimates, rating and target price are under review.

Restricted: The rating and target price have been suspended temporarily to comply with applicable regulations and/or Yuanta policies.

Note: Yuanta research coverage with a Target Price is based on an investment period of 12 months. Greater China Discovery Series coverage does not have a formal 12 months Target Price and the recommendation is based on an investment period specified by the analyst in the report.

Global Disclaimer

© 2020 Yuanta. All rights reserved. The information in this report has been compiled from sources we believe to be reliable, but we do not hold ourselves responsible for its completeness or accuracy. It is not an offer to sell or solicitation of an offer to buy any securities. All opinions and estimates included in this report constitute our judgment as of this date and are subject to change without notice.

This report provides general information only. Neither the information nor any opinion expressed herein constitutes an offer or invitation to make an offer to buy or sell securities or other investments. This material is prepared for general circulation to clients and is not intended to provide tailored investment advice and does not take into account the individual financial situation and objectives of any specific person who may receive this report. Investors should seek financial advice regarding the appropriateness of investing in any securities, investments or investment strategies discussed or recommended in this report. The information contained in this report has been compiled from sources believed to be reliable but no representation or warranty, express or implied, is made as to its accuracy, completeness or correctness. This report is not (and should not be construed as) a solicitation to act as securities broker or dealer in any jurisdiction by any person or company that is not legally permitted to carry on such business in that jurisdiction.

Yuanta research is distributed in the United States only to Major U.S. Institutional Investors (as defined in Rule 15a-6 under the Securities Exchange Act of 1934, as amended and SEC staff interpretations thereof). All transactions by a US person in the securities mentioned in this report must be effected through a registered broker-dealer under Section 15 of the Securities Exchange Act of 1934, as amended. Yuanta research is distributed in Taiwan by Yuanta Securities Investment Consulting. Yuanta research is distributed in Hong Kong by Yuanta Securities (Hong Kong) Co. Limited, which is licensed in Hong Kong by the Securities and Futures Commission for regulated activities, including Type 4 regulated activity (advising on securities). In Hong Kong, this research report may not be redistributed, retransmitted or disclosed, in whole or in part or any form or manner, without the express written consent of Yuanta Securities (Hong Kong) Co. Limited.