

大市場橫盤移動

2022/01/25

合約走勢					
單位	收盤	+/-	交易量	到期日	剩餘時間
VN30F2112	1468.2	-30.7	153,877	17/02	26
VN30F2201	1470.3	-27.8	589	17/03	54
VN30F2203	1466.1	-26.3	58	16/06	145
VN30F2206	1469.0	-25.0	15	15/09	236

源自 Bloomberg - YSVN

合約更改交易量和持倉量				
單位	合約	+/-	OI	+/-
		%		%
VN30F2112	153,877	21.9%	21,632	
VN30F2201	589	208.4%	257	
VN30F2203	58	-43.1%	444	
VN30F2206	15	-58.3%	28	

源自: Bloomberg - YSVN

合約的基差變動			
單位	基差	前一盤	+/-
	點數	點數	點數
VN30F2112	-3.1	-3.3	0.2
VN30F2201	-1.0	-3.3	2.3
VN30F2203	-5.2	-9.8	4.5
VN30F2206	-2.3	-8.2	5.9

源自: Bloomberg - YSVN

合約走勢

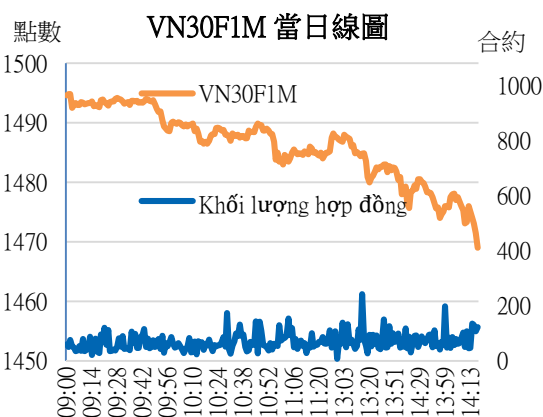
- 4 個期貨合約出現強勁調整，大幅下跌 25-31 點。基差錄得 1-5 點的負差。
- VN30F2202 的交易量增加 22%，VN30F2203 增加 208%，VN30F2206 減少 43%，VN30F2209 增加 177%。

VN30F1M 的評估

- VN30F2202 調整在 1502 點，顯示調整的階段正在回歸，價格走勢圖正在下跌至 1461-1464 點和超過 1446-1453 點的短期支撐位。同時，RSI 在超賣區域猶豫不決，則處於上漲背離的跡象，顯示 VN30F2202 在盤中可能出現技術復甦的跨度。
- 在日線圖上，趨勢仍在下跌，趨勢突破 1525 點。

投資策略

當天策略 (Intraday)	投資者考慮在 1475-1480 點開設空頭，停損於 1482 點，目標 1461-1464 點。 多頭倉位考慮在 1461-1464 點開設，停損於 1460 點。
主要短期 趨勢策略 (Daily)	投資者觀察市場，並等待新的入場點。



Pham Tan Phat

高級分析專員

Email: phat.pham@yuanta.com.vn

Phone: (084) 28 3622 6868 ext 3880

We Create Fortune

VN30F1M 合約走勢圖

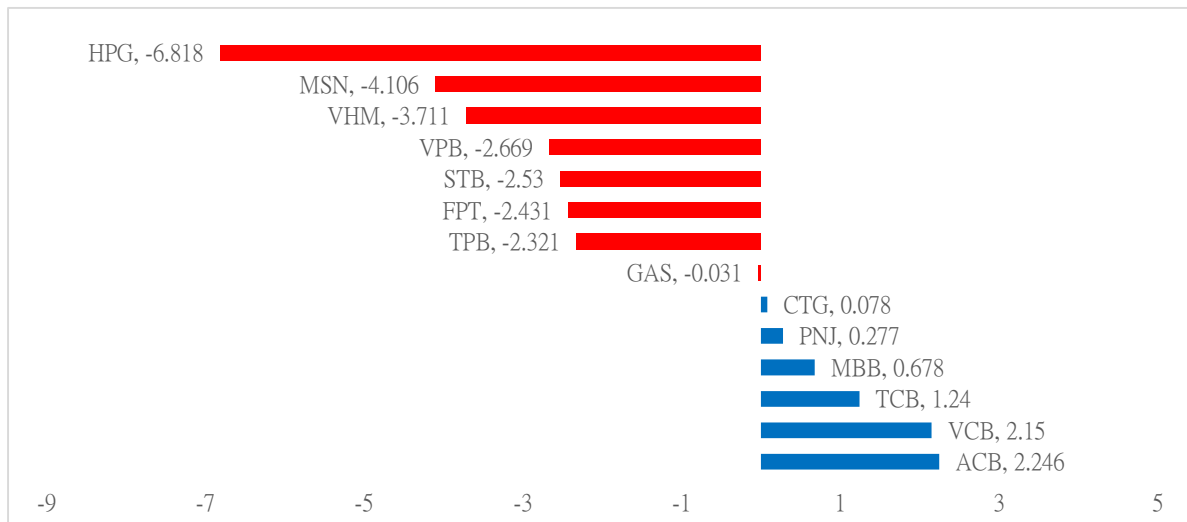


	VN30F2112-Daily	VN30F2112-1H
趨勢	下跌	橫盤
支撐 1	1447	1464
支撐 2	1390	1461
阻力 1	1525	1478
阻力 2	1542	1482

VN30-INDEX 指數走勢

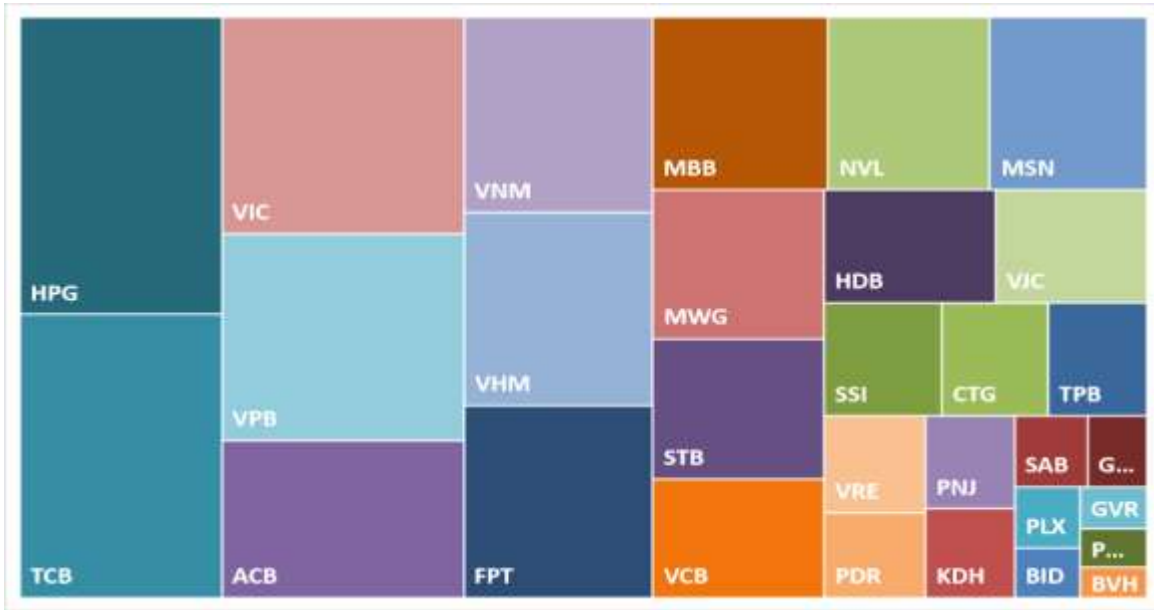
VN30-Index 收盤上漲 2.05%，其中 HPG、MSN 和 VHM 令指數失去超過 14.6 點。相比之下，ACB、VCB 和 TCB 貢獻超過 5.6 點的漲幅。

VN30-INDEX 中最有影響力的成份股



We Create Fortune

VN30-INDEX 中的資本化



ACB 的走勢圖





We Create **Fortune**

期貨合約的價格，交易量和持倉量

日期	VN30F2110	交易量	持倉量
24/01/2022	1,468.2	153,877	21,632
21/01/2022	1,498.9	126,276	21,632
20/01/2022	1,492.8	110,419	22,914
19/01/2022	1,482.0	164,016	22,914
18/01/2022	1,482.5	172,531	21,849
17/01/2022	1,480.0	178,669	26,123
14/01/2022	1,520.1	142,052	22,879
13/01/2022	1,525.7	151,811	25,262

日期	VN30F2111	交易量	持倉量
24/01/2022	1470.3	589	257
21/01/2022	1498.1	191	257
20/01/2022	1496	20,770	15,873
19/01/2022	1481	9,143	9,090
18/01/2022	1481	5,985	5,084
17/01/2022	1482	2,478	2,116
14/01/2022	1522	1,192	1,008
13/01/2022	1526.2	627	693

日期	VN30F2112	交易量	持倉量
24/01/2022	1,466.1	58	444
21/01/2022	1,492.4	102	444
20/01/2022	1,487.1	44	214
19/01/2022	1,484.2	61	246
18/01/2022	1,479.1	81	250
17/01/2022	1,498.6	77	242
14/01/2022	1,523.0	117	221
13/01/2022	1,533.7	94	245

日期	VN30F2203	交易量	持倉量
24/01/2022	1469	15	28
21/01/2022	1494	36	28
20/01/2022	1487	13	430
19/01/2022	1485.4	24	433
18/01/2022	1482.1	74	432
17/01/2022	1484	140	413
14/01/2022	1524	41	397
13/01/2022	1525	69	398



We Create Fortune

VN30-INDEX 中的成分股

股碼	公司名稱	行業	比重	收盤價	資本化	PER	PBR	3個月平均交易量	外資持有	52週最高	52週最底
		單位	%	VND	Bil. VND	x	x	'000 cp	%	VND	VND
BID	越南投資與發展商業股份銀行	金融	0.7%	46,900	237,245	24.1	2.9	3,230	17%	48,800	29,021
KDH	Khang Dien 房屋貿易投資股份公司	房地產	1.5%	49,100	31,568	26.5	3.2	2,671	33%	57,500	25,909
CTG	越南工商股份銀行	金融	1.9%	35,650	171,325	10.3	1.8	11,639	26%	42,535	22,314
ACB	亞洲商業股份銀行	金融	5.8%	34,350	92,812	9.5	2.2	5,020	30%	38,200	19,600
PLX	越南油氣集團	能源	0.5%	54,300	68,993	20.5	2.8	1,855	17%	62,400	45,500
BVH	Bao Viet 集團	金融	0.3%	51,100	37,933	20.7	1.8	1,135	26%	66,500	47,000
FPT	FPT 發展投資工藝股份公司	科技	4.9%	85,300	77,414	19.2	4.6	1,708	49%	101,800	50,957
GAS	越南氣體總公司 - 股份公司	公用服務	0.8%	107,100	204,984	24.4	4.0	1,247	3%	128,400	72,500
POW	越南天然氣股份總公司	公用服務	0.5%	15,500	36,299	12.5	1.2	25,314	3%	20,800	9,980
HDB	胡志明市發展商業股份銀行	金融	3.0%	29,000	58,354	10.3	2.1	6,107	17%	33,950	16,160
HPG	Hoa Phat (和發) 集團股份公司	原材料	7.3%	40,700	182,048	5.7	2.2	22,844	24%	58,400	27,407
MBB	軍隊貿易股份銀行	金融	4.9%	32,100	121,284	10.9	2.2	12,432	23%	33,000	15,778
MSN	Masan 集團股份公司	必需消費品	5.0%	143,000	168,816	70.4	7.8	2,100	32%	175,000	80,000
MWG	世界移動通信投資股份公司	非必需消費品	4.4%	129,900	92,597	21.2	4.9	1,115	49%	145,500	79,333
NVL	Nova 房地產投資集團股份公司	房地產	3.9%	78,100	150,766	43.0	4.4	4,157	7%	94,351	42,534
PNJ	Phu Nhuan (富潤) 珠寶股份公司	非必需消費品	1.3%	96,900	22,032	21.3	3.7	550	47%	112,000	75,000
GVR	越南橡膠工業集團	原材料	0.4%	30,150	120,600	24.2	2.5	3,849	1%	43,300	21,600
PDR	Phat Dat 開發房地產股份公司	房地產	1.2%	85,400	42,083	22.7	6.0	4,220	3%	99,800	40,938
TPB	Tien Phong 股份商業銀行	金融	2.6%	37,750	59,711	11.4	2.3	6,135	29%	44,000	16,296
SAB	西貢啤酒 - 酒精 - 飲料股份公司	必需消費品	0.8%	145,000	92,986	24.6	4.4	138	63%	195,600	139,800
SSI	SSI 西貢證券股份公司	金融	2.0%	41,450	40,718	19.1	3.0	18,512	39%	57,700	16,977
STB	西貢商信銀行 (sacombank)	金融	4.4%	33,300	62,778	17.8	1.9	22,423	18%	36,200	15,500
TCB	越南技商股份銀行 (Techcombank)	金融	8.5%	50,300	176,599	10.1	2.0	13,900	22%	58,600	29,600
VCB	越南外商貿易股份銀行	金融	3.6%	93,000	440,124	20.8	4.0	1,357	24%	93,500	67,006
VHM	Vinhomes 股份公司	房地產	6.0%	76,200	331,803	8.6	2.9	7,061	24%	93,769	64,615
VIC	Vingroup 集團股份公司	房地產	7.6%	95,000	361,495	76.1	3.6	2,787	14%	129,689	82,222
VJC	Vietjet 越捷航空股份公司	工業	2.4%	120,500	65,264	53.1	3.9	805	16%	138,500	105,800
VNM	越南牛奶股份公司	必需消費品	5.0%	81,000	169,286	18.0	5.4	2,538	55%	110,000	81,000
VPB	Viet Nam Thinh Vuong (越南繁榮) 貿易股份銀行	金融	7.1%	33,450	148,701	12.0	2.4	13,897	15%	40,722	15,667
VRE	Vincom Retail 股份公司	房地產	1.7%	31,000	70,442	32.5	2.3	8,664	30%	38,300	25,100



We Create Fortune

元大證券（越南）公司

個人客戶分析部

Nguyễn Thế Minh
研究分析經理
+84 28 3622 6868 ext 3826
minh.nguyen@yuanta.com.vn

Lý Thị Hiền
研究分析主管
+84 28 3622 6868 ext 3908
hien.ly@yuanta.com.vn

Quách Đức Khánh
研究分析副主管
+84 28 3622 6868 ext 3833
khanh.quach@yuanta.com.vn

Khổng Hữu Hiệp
高級分析專員
+84 28 3622 6868 ext 3912
hiep.khong@yuanta.com.vn

Nguyễn Trịnh Ngọc Hồng
高級分析專員
+84 28 3622 6868 ext 3832
hong.nguyen@yuanta.com.vn

Phạm Tấn Phát
高級分析專員
+84 28 3622 6868 ext 3880
phat.pham@yuanta.com.vn

個人客戶業務部

Phạm Đắc Thành
北部分行經理
+84 28 3622 6868 ext 3416
thanh.pham@yuanta.com.vn

Võ Thị Thu Thủy
平陽分行經理
+84 28 3622 6868 ext 3505
thuy.vo@yuanta.com.vn

Lương Kỳ Ty
堤岸分行經理
+84 28 3622 6868 ext 3653
ty.luong@yuanta.com.vn

Bùi Quốc Phong
同奈分行經理
+84 28 3622 6868 ext 3701
phong.bui@yuanta.com.vn

Võ Đình Tuấn
峴港分行經理
+84 28 3622 6868 ext 3301
tuan.vo@yuanta.com.vn

Nguyễn Việt Quang
河內分行經理
+84 28 3622 6868 ext 3404
quang.nguyen@yuanta.com.vn

Đinh Thị Thu Cúc
頭頓分行經理
+84 28 3622 6868 ext 3203
cuc.dinh@yuanta.com.vn



Appendix A: Important Disclosures

Analyst Certification

Each research analyst primarily responsible for the content of this research report, in whole or in part, certifies that with respect to each security or issuer that the analyst covered in this report: (1) all of the views expressed accurately reflect his or her personal views about those securities or issuers; and (2) no part of his or her compensation was, is, or will be, directly or indirectly, related to the specific recommendations or views expressed by that research analyst in the research report.

Ratings Definitions

BUY: We have a positive outlook on the stock based on our expected absolute or relative return over the investment period. Our thesis is based on our analysis of the company's outlook, financial performance, catalysts, valuation and risk profile. We recommend investors add to their position.

HOLD-Outperform: In our view, the stock's fundamentals are relatively more attractive than peers at the current price. Our thesis is based on our analysis of the company's outlook, financial performance, catalysts, valuation and risk profile.

HOLD-Underperform: In our view, the stock's fundamentals are relatively less attractive than peers at the current price. Our thesis is based on our analysis of the company's outlook, financial performance, catalysts, valuation and risk profile.

SELL: We have a negative outlook on the stock based on our expected absolute or relative return over the investment period. Our thesis is based on our analysis of the company's outlook, financial performance, catalysts, valuation and risk profile. We recommend investors reduce their position.

Under Review: We actively follow the company, although our estimates, rating and target price are under review.

Restricted: The rating and target price have been suspended temporarily to comply with applicable regulations and/or Yuanta policies.

Note: Yuanta research coverage with a Target Price is based on an investment period of 12 months. Greater China Discovery Series coverage does not have a formal 12 months Target Price and the recommendation is based on an investment period specified by the analyst in the report.

Global Disclaimer

© 2020 Yuanta. All rights reserved. The information in this report has been compiled from sources we believe to be reliable, but we do not hold ourselves responsible for its completeness or accuracy. It is not an offer to sell or solicitation of an offer to buy any securities. All opinions and estimates included in this report constitute our judgment as of this date and are subject to change without notice.

This report provides general information only. Neither the information nor any opinion expressed herein constitutes an offer or invitation to make an offer to buy or sell securities or other investments. This material is prepared for general circulation to clients and is not intended to provide tailored investment advice and does not take into account the individual financial situation and objectives of any specific person who may receive this report. Investors should seek financial advice regarding the appropriateness of investing in any securities, investments or investment strategies discussed or recommended in this report. The information contained in this report has been compiled from sources believed to be reliable but no representation or warranty, express or implied, is made as to its accuracy, completeness or correctness. This report is not (and should not be construed as) a solicitation to act as securities broker or dealer in any jurisdiction by any person or company that is not legally permitted to carry on such business in that jurisdiction.

Yuanta research is distributed in the United States only to Major U.S. Institutional Investors (as defined in Rule 15a-6 under the Securities Exchange Act of 1934, as amended and SEC staff interpretations thereof). All transactions by a US person in the securities mentioned in this report must be effected through a registered broker-dealer under Section 15 of the Securities Exchange Act of 1934, as amended. Yuanta research is distributed in Taiwan by Yuanta Securities Investment Consulting. Yuanta research is distributed in Hong Kong by Yuanta Securities (Hong Kong) Co. Limited, which is licensed in Hong Kong by the Securities and Futures Commission for regulated activities, including Type 4 regulated activity (advising on securities). In Hong Kong, this research report may not be redistributed, retransmitted or disclosed, in whole or in part or any form or manner, without the express written consent of Yuanta Securities (Hong Kong) Co. Limited.