

當日市場：銀行股、房地產股繼續領跑

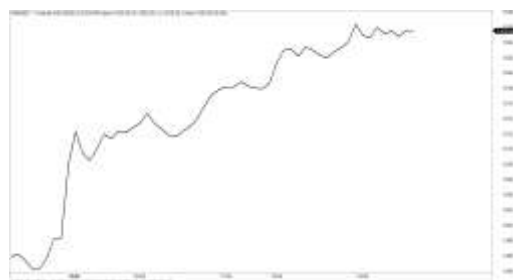
2022/01/05

市場走勢


市場指數	VNI	HNI	UPCOM
收盤	1,525.58	474.10	113.72
%日	1.82%	0.02%	0.92%
%週	1.44%	6.37%	2.25%
%月	1.34%	3.48%	-1.24%
%年	35.73%	133.35%	51.35%
成交值(Bil.VND)			
當日	28,565	2,873	2,601
日均量/週	24,913	3,301	2,185
日均量/月	27,441	3,582	2,296
外資進出			
買進	1,801.41	40.79	54.90
賣出	1,367.62	16.49	32.10
買賣超	433.79	24.30	22.80
市場漲跌家數			
上漲	332	144	199
下跌	137	89	172
持平	47	119	532
市場指標			
P/E	17.58	25.10	24.80
總市值 (兆盾)	5,870	511	1,465
股息殖利率	1.88%	3.16%	3.54%

資料源: Bloomberg - YSVN

VNINDEX



HNIINDEX



市場走勢

2022 年首個交易日大盤延續上漲勢頭，VNI-Index 收盤上漲 1.82%，止於 1525.58 點，HNX-Index 小幅上漲，Upcom-Index 上漲 0.92%。所有 3 大市場的交易額均達到 31 兆 8,050 億越南盾。

銀行和房地產是漲幅居前的兩大板塊，如 VRE (+3.5%)、VIC (+6.2%)、VHM (+3.8%)、KDH (+6.7%)、TPB (+4.1%)、CTG (+2.5%)等與 GAS (+5.9%)、PLX (+3.7%)、SAB (+4%) 一起幫助 VN-Index 獲得近 1 個月以來的最強勁的漲幅。相反，NVL (-2.2%) 在上週末強勁上漲後進行調整。整體市場廣度相當積極，VN-Index 分別有 332 檔上漲/137 檔下跌。

當 VNMid-Index 和 VNSML-Index 分別上漲 1.56% 和 1.54% 時，現金流在上漲趨勢利差，如 LDG、CII、GEX 等漲停。

外資連續第六個交易日繼續買超 4800 億越南盾。VHM (2180 億)、VRE (1100 億)、CTG (950 億) 在買超方面領先。另一方面，CII (2770 億)、MSN (510 億)、NVL (420 億) 被拋售最多的股票。

市場短期觀點

我們認為 VN-Index 和 VN30 可以保持上漲的趨勢，並重新測試 1,534 點和 1,580 點的阻力位。同時，短期動能指標衝入超買區，顯示市場可能在下個交易日出現回調，但我們評估未來幾個交易日的短期風險仍然較低，因此市場僅有較短的調整跨度或下跌壓力不太強。此外，情緒指標繼續強勁上漲，顯示本期合適的策略是增加股票的比例。

大盤短期走勢仍為上漲。因此，我們建議短期投資者可考慮逐步將提升至投資組合中的 45-50% 持股比例。

請在 <https://ysradar.yuanta.com.vn/> 查看有關股票的信號。

We Create Fortune

熱門技術分析圖



We Create Fortune

技術分析圖



指數技術分析圖 VN-Index



指數技術分析圖 HNX-Index

指數	短期趨勢	中期趨勢	阻力區 1	阻力區 2	支撐區 1	支撐區 2
VN-Index	上漲	上漲	1500	1530	1210	970
HNX-Index	上漲	上漲	470	500	300	180
VN30	上漲	上漲	1550	1570	1445	960
VNMidcaps	上漲	上漲	1,730	1800	1650	963
VNSmallcaps	上漲	上漲	1430	1450	1400	804

We Create Fortune

胡志明市交易所 (HSX)

	收盤	漲跌%
VNI	1525.58	1.82%
VN30	1558.87	1.51%
VN Mid	2267.66	1.56%
VN Small	2205.1	1.54%

河內交易所 (HSX)

	收盤	漲跌%
HNI	474.1	0.02%
HN30	817.8	1.78%
VNX AllSh	1586.29	0.89%

UPCOM 市場 (UPCoM)

	收盤	漲跌%
UPCoM	113.72	0.92%

外資交易	成交值 (BiL.VND)
買進	1801.41
賣出	1367.62
買超/賣超	433.79

外資交易	成交值 (BiL.VND)
買進	40.79
賣出	16.49
買超/賣超	24.30

外資交易	成交值 (BiL.VND)
買進	54.90
賣出	32.10
買超/賣超	22.80

上漲排名/ 股碼	漲跌(VND)	漲跌%
LDG	1500	6.98%
PTC	2700	6.96%
VGC	3700	6.95%
HBC	2100	6.94%
HT1	1550	6.94%

上漲排名/ 股碼	漲跌(VND)	漲跌%
CEO	7000	9.87%
DVG	2100	8.86%
BCC	1900	8.41%
L18	4500	7.83%
PLC	3100	7.49%

上漲排名/ 股碼	漲跌(VND)	漲跌%
TIN	4800	15.00%
C4G	2546	10.74%
NTC	15425	8.00%
G36	1760	7.82%
MKP	3885	6.68%

下跌排名/ 股碼	漲跌(VND)	漲跌%
VRC	-2100	-6.77%
FRT	-5200	-5.19%
SCS	-6200	-3.88%
CTD	-3500	-3.20%
AGM	-1100	-3.05%

下跌排名/ 股碼	漲跌(VND)	漲跌%
TIG	-1400	-5.00%
THD	-13800	-4.98%
EVS	-1500	-3.53%
TVD	-400	-2.86%
NBC	-300	-1.67%

下跌排名/ 股碼	漲跌(VND)	漲跌%
DSC	-1447	-6.40%
CST	-704	-4.02%
SGI	-1065	-3.53%
SNZ	-1637	-3.35%
RGC	-1302	-3.27%

*備註: 市值>5,000 億盾; 成交值>15 億盾

市值排名/ 股碼	BiL.VND
VCB	372,923
VIC	361,876
VHM	357,058
HPG	207,544
MSN	201,871

市值排名/ 股碼	BiL.VND
THD	96,950
KSF	23,040
IDC	21,780
VCS	18,720
CEO	18,245

市值排名/ 股碼	BiL.VND
ACV	182,744
MCH	81,872
BSR	71,773
VEA	58,267
PGV	43,819

交易量排名/ 股碼	成交值	30 日均
STB	34,171,600	16,530,861
GEX	33,902,982	14,184,843
HAG	33,642,800	34,613,148
SHB	23,407,000	10,643,739
ROS	22,469,100	41,314,878

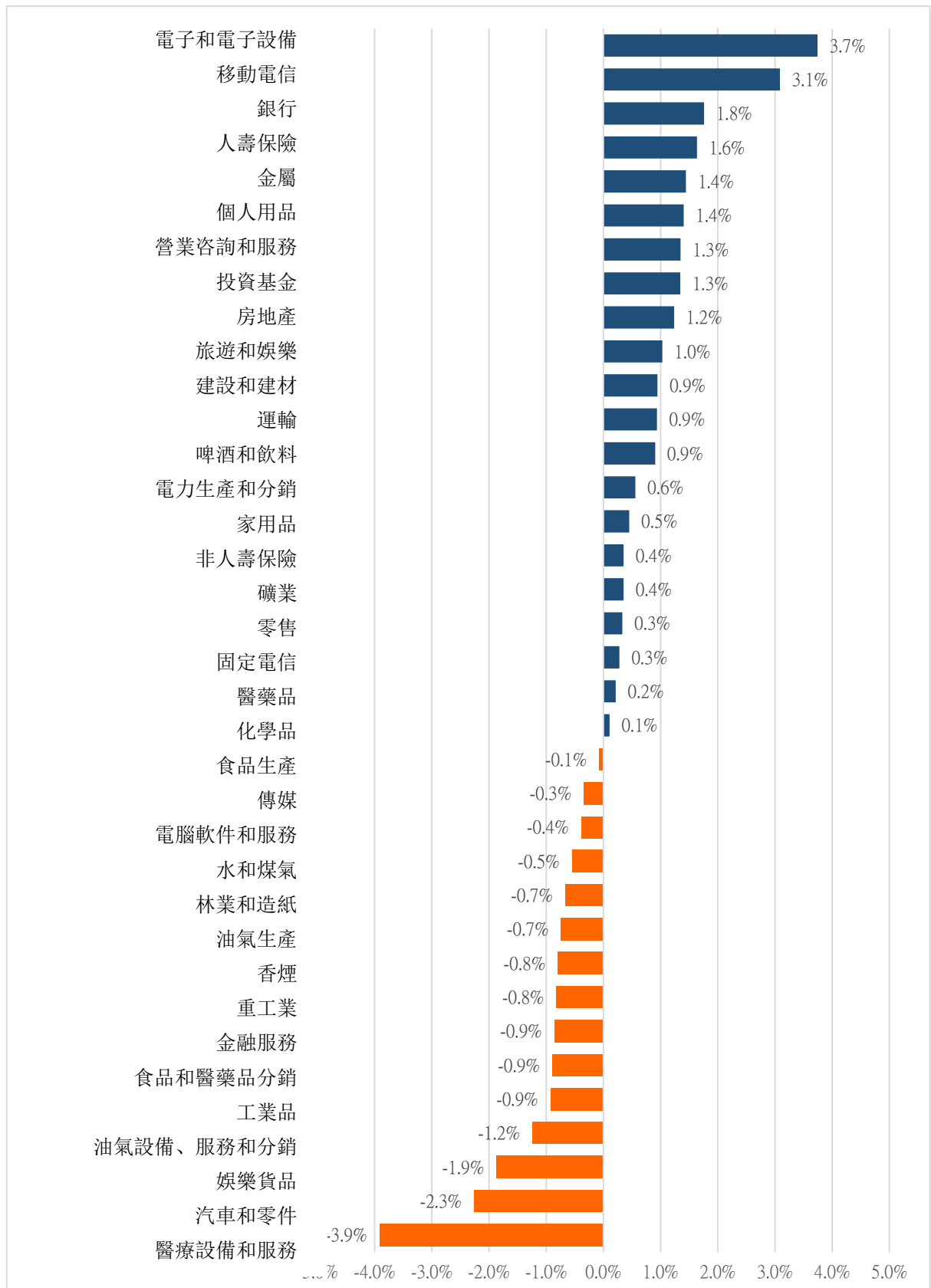
交易量排名/ 股碼	成交值	30 日均
PVS	11,734,953	5,732,785
KLF	7,008,706	10,758,388
SHS	5,949,537	7,645,356
ART	5,876,546	4,823,445
CEO	4,285,793	7,228,069

交易量排 名/股碼	成交值	30 日均
BSR	15,555,915	8,320,602
HHV	14,065,205	10,033,407
C4G	8,586,054	1,901,228
OIL	7,181,963	2,109,440
QTP	6,332,417	2,009,713

資料源: Bloomberg & Yuanta Research

We Create Fortune

各行業板塊的交易走勢

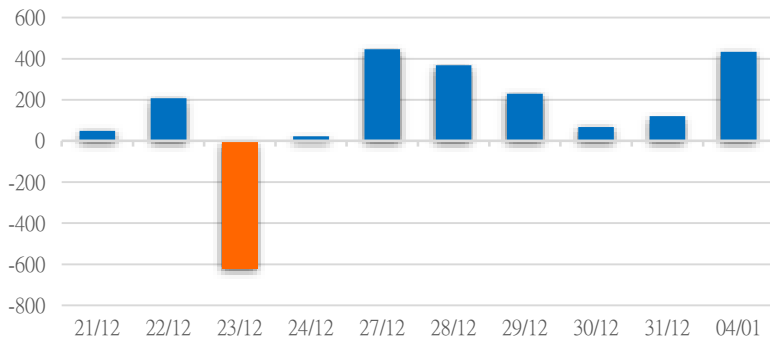


資料源: FiinPro - YSVN

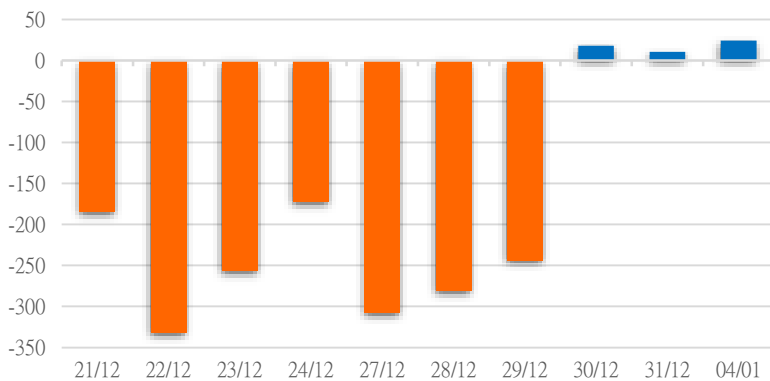
We Create Fortune

外資買進賣統計

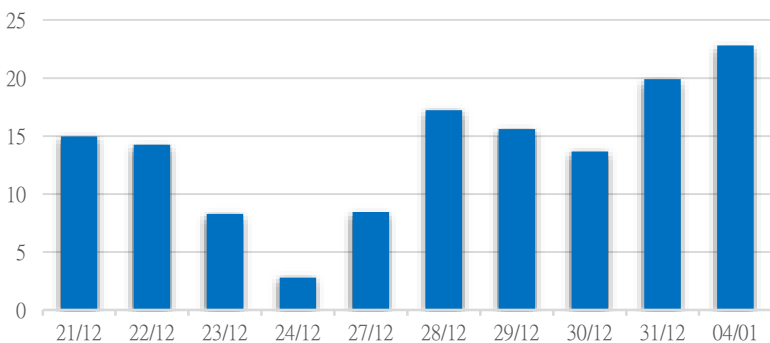
HSX 外資每日買/賣超



HNX 外資每日買/賣超



UPCOM 外資每日買/賣超



證券代碼	買超金額 (Mil.VND)	證券代碼	賣超金額 (Mil.VND)
VHM	218,220	CII	276,932
VRE	109,876	MSN	50,984
CTG	94,696	NVL	41,751
PLX	64,724	SBT	40,309
STB	62,174	VNM	28,883

HSX 外資買/賣超的前 5 名

證券代碼	買超金額 (Mil.VND)	證券代碼	賣超金額 (Mil.VND)
PVS	25,510	CTB	6,627
BVS	4,683	SHS	1,611
PVI	2,540	TNG	1,439
GIC	1,022	NVB	917
VCS	891	DL1	526

HNX 外資買/賣超的前 5 名

證券代碼	買超金額 (Mil.VND)	證券代碼	賣超金額 (Mil.VND)
CTR	17,871	VEA	14,793
NTC	12,035	FOX	2,143
ACV	3,816	VGT	1,896
HHV	3,769	VLB	1,184
MCH	3,251	BSR	479

UPCOM 外資買/賣超的前 5 名

源: FiinPro - YSVN

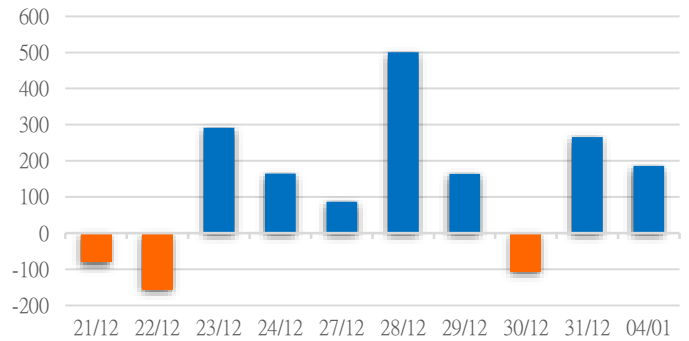
We Create Fortune

自營統計

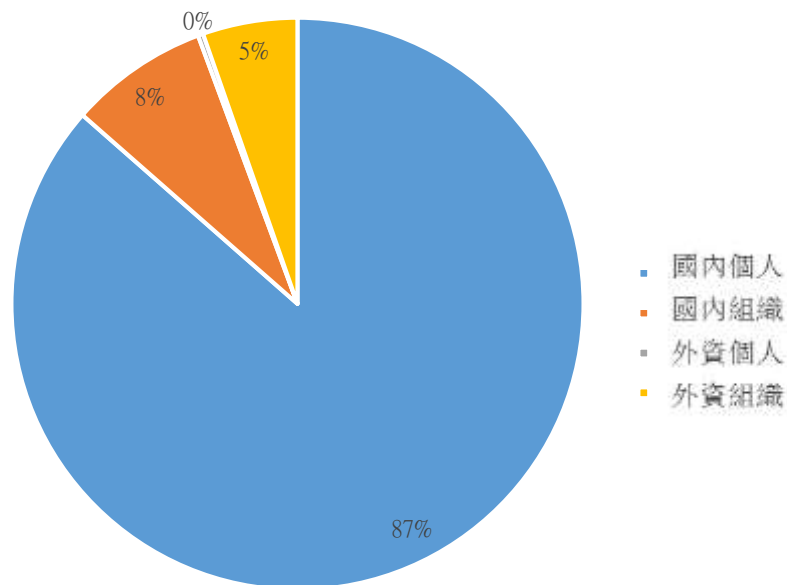
證券代碼	買超金額 (Mil.VND)	證券代碼	賣超金額 (Mil.VND)
E1VFN30	34,050	FPT	76,904
HPG	31,238	CII	12,335
KBC	30,706	FUESSVFL	4,880
ACB	17,458	HDB	3,532
DXG	16,627	DHA	1,792

券商自營交易最大前名

券商自營交易每日買/賣超
(Bil.VND)



越南證券市場投資人類別統計

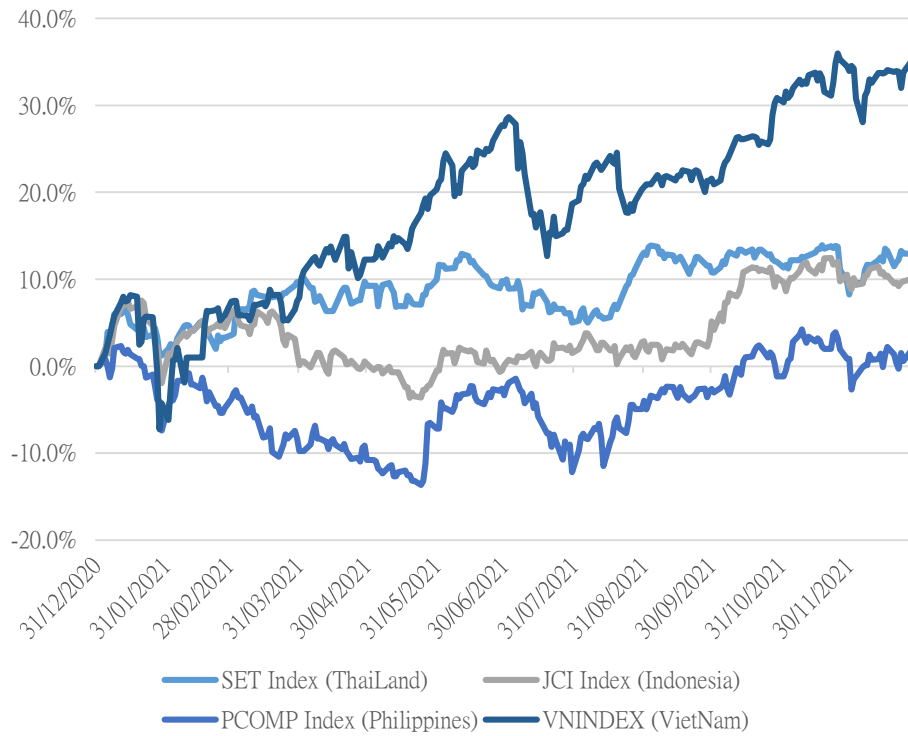


資料源: FiinPro - YSVN



We Create Fortune

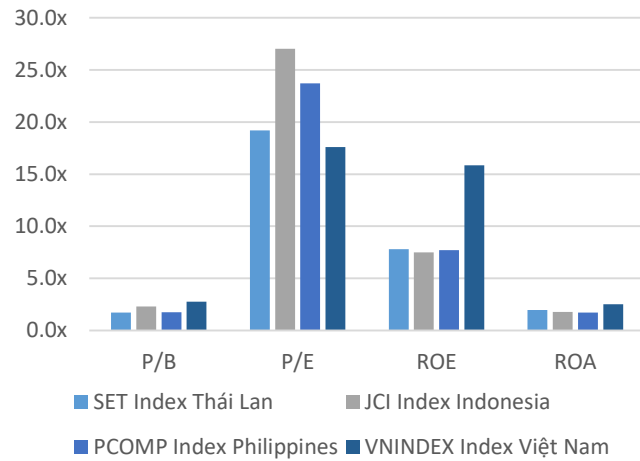
東南亞主要市場走勢比較



東南亞主要市場數據

		Thailand	Indonesia	Philippines	Vietnam
P/B		1.8x	0.0x	1.7x	2.8x
P/E		15.3x	25.60	23.5x	17.5x
ROE	%	7.59	7.59	7.69	16.11
ROA	%	1.91	1.86	1.73	2.67
Vốn hóa	Tỷ USD	582.33	577.07	191.11	253.66
GTGD	Triệu USD	2.03	0.63	0.07	0.92
LS cổ tức	%	2.66	1.93	1.61	1.18

源: Bloomberg & YSVN





We Create Fortune

元大證券（越南）公司

個人客戶分析部

Nguyễn Thế Minh
研究分析經理
+84 28 3622 6868 ext 3826
minh.nguyen@yuanta.com.vn

Lý Thị Hiền
研究分析主管
+84 28 3622 6868 ext 3908
hien.ly@yuanta.com.vn

Quách Đức Khánh
研究分析副主管
+84 28 3622 6868 ext 3833
khanh.quach@yuanta.com.vn

Khổng Hữu Hiệp
高級分析專員
+84 28 3622 6868 ext 3912
hiep.khong@yuanta.com.vn

Nguyễn Trịnh Ngọc Hồng
高級分析專員
+84 28 3622 6868 ext 3832
hong.nguyen@yuanta.com.vn

Phạm Tấn Phát
高級分析專員
+84 28 3622 6868 ext 3880
phat.pham@yuanta.com.vn

個人客戶業務部

Phạm Đắc Thành
北部分行經理
+84 28 3622 6868 ext 3416
thanh.pham@yuanta.com.vn

Võ Thị Thu Thủy
平陽分行經理
+84 28 3622 6868 ext 3505
thuy.vo@yuanta.com.vn

Lương Kỳ Ty
堤岸分行經理
+84 28 3622 6868 ext 3653
ty.luong@yuanta.com.vn

Bùi Quốc Phong
同奈分行經理
+84 28 3622 6868 ext 3701
phong.bui@yuanta.com.vn

Võ Đình Tuấn
峴港分行經理
+84 28 3622 6868 ext 3301
tuan.vo@yuanta.com.vn

Nguyễn Việt Quang
河內分行經理
+84 28 3622 6868 ext 3404
quang.nguyen@yuanta.com.vn

Đinh Thị Thu Cúc
頭頓分行經理
+84 28 3622 6868 ext 3203
cuc.dinh@yuanta.com.vn

Appendix A: Important Disclosures

Analyst Certification

Each research analyst primarily responsible for the content of this research report, in whole or in part, certifies that with respect to each security or issuer that the analyst covered in this report: (1) all of the views expressed accurately reflect his or her personal views about those securities or issuers; and (2) no part of his or her compensation was, is, or will be, directly or indirectly, related to the specific recommendations or views expressed by that research analyst in the research report.

Ratings Definitions

BUY: We have a positive outlook on the stock based on our expected absolute or relative return over the investment period. Our thesis is based on our analysis of the company's outlook, financial performance, catalysts, valuation and risk profile. We recommend investors add to their position.

HOLD-Outperform: In our view, the stock's fundamentals are relatively more attractive than peers at the current price. Our thesis is based on our analysis of the company's outlook, financial performance, catalysts, valuation and risk profile.

HOLD-Underperform: In our view, the stock's fundamentals are relatively less attractive than peers at the current price. Our thesis is based on our analysis of the company's outlook, financial performance, catalysts, valuation and risk profile.

SELL: We have a negative outlook on the stock based on our expected absolute or relative return over the investment period. Our thesis is based on our analysis of the company's outlook, financial performance, catalysts, valuation and risk profile. We recommend investors reduce their position.

Under Review: We actively follow the company, although our estimates, rating and target price are under review.

Restricted: The rating and target price have been suspended temporarily to comply with applicable regulations and/or Yuanta policies.

Note: Yuanta research coverage with a Target Price is based on an investment period of 12 months. Greater China Discovery Series coverage does not have a formal 12 month Target Price and the recommendation is based on an investment period specified by the analyst in the report.

Global Disclaimer

© 2018 Yuanta. All rights reserved. The information in this report has been compiled from sources we believe to be reliable, but we do not hold ourselves responsible for its completeness or accuracy. It is not an offer to sell or solicitation of an offer to buy any securities. All opinions and estimates included in this report constitute our judgment as of this date and are subject to change without notice.

This report provides general information only. Neither the information nor any opinion expressed herein constitutes an offer or invitation to make an offer to buy or sell securities or other investments. This material is prepared for general circulation to clients and is not intended to provide tailored investment advice and does not take into account the individual financial situation and objectives of any specific person who may receive this report. Investors should seek financial advice regarding the appropriateness of investing in any securities, investments or investment strategies discussed or recommended in this report. The information contained in this report has been compiled from sources believed to be reliable but no representation or warranty, express or implied, is made as to its accuracy, completeness or correctness. This report is not (and should not be construed as) a solicitation to act as securities broker or dealer in any jurisdiction by any person or company that is not legally permitted to carry on such business in that jurisdiction.

Yuanta research is distributed in the United States only to Major U.S. Institutional Investors (as defined in Rule 15a-6 under the Securities Exchange Act of 1934, as amended and SEC staff interpretations thereof). All transactions by a US person in the securities mentioned in this report must be effected through a registered broker-dealer under Section 15 of the Securities Exchange Act of 1934, as amended. Yuanta research is distributed in Taiwan by Yuanta Securities Investment Consulting. Yuanta research is distributed in Hong Kong by Yuanta Securities (Hong Kong) Co. Limited, which is licensed in Hong Kong by the Securities and Futures Commission for regulated activities, including Type 4 regulated activity (advising on securities). In Hong Kong, this research report may not be redistributed, retransmitted or disclosed, in whole or in part or and any form or manner, without the express written