

當日市場：VNI 在連續 2 個漲勢後正在調整

2022/01/06

市場走勢

市場指數	VNI	HNI	UPCOM
收盤	1,522.50	480.36	114.26
%日	-0.20%	1.32%	0.47%
%週	0.62%	2.01%	2.10%
%月	6.47%	16.33%	11.07%
%年	53.52%	205.52%	70.54%
成交值(Bil.VND)			
當日	29,782	4,409	2,973
日均量/週	31,536	4,272	3,042
日均量/月	25,681	3,366	2,597
外資進出			
買進	1,571.24	44.36	102.38
賣出	1,826.10	8.61	63.42
買賣超	-254.86	35.75	38.96
市場漲跌家數			
上漲	190	111	197
下跌	185	130	182
持平	46	111	524
市場指標			
P/E	17.26	23.09	25.07
總市值 (兆盾)	5,731	467	1,485
股息殖利率	1.24%	2.41%	2.98%

資料源: Bloomberg - YSVN

VNINDEX



HNIINDEX



市場走勢

VNI-Index 在參考價下收盤微跌時，指數出現分化的階段，而 VN30-Index 下跌 0.82%。HNX 上的指數仍保持綠色，如 HNX-Index 上漲 1.32%，Upcom-Index 上漲 0.47%。所有 3 大市場的交易額均達 37 兆 2,460 億越南盾。

MSN (-5.3%) 收盤於 161,000 越南盾，雖然價格下跌，但流動性仍較低。此外，銀行股也出現回調但略有下跌，其中 ACB (-2%)、TPB (-1.8%)、VPB (-1.5%)、VCB (-1.3%) 在跌勢領先。另一方面，GAS (+3%)、GVR (+2.1%)、KDH (+2.4%) 和 VRE (+6.9%) 是當天漲幅可觀的藍籌股。

當日的中小型股比大盤中上漲更好，如 ASM、LDG、HAG、FLC、DIG 等漲停。

經過一系列連續的買超後，外資賣超 1800 億越南盾。MSN (1600 億)、VNM (880 億)、GEX (690 億) 被拋售最多的股票。另一方面，VHM (1180 億)、CTG (1020 億)、GAS (620 億) 在買超方面領先。

市場短期觀點

我們認為 VN-Index 可能會調整並測試最近的 1500 - 1507 點的支撐位。同時，VNMidcaps 指數顯示進入短期調整階段的跡象，表明中型股在未來幾個交易日可能會出現回調。VN-Index 在 1,534 點的附近阻力位，顯示下個交易日的賣壓可能會繼續增加。積極點情緒指標繼續強勁上漲，顯示短期策略仍是增加股票的比例。大盤短期走勢仍為上漲。因此，我們建議短期投資者可繼續提升至投資組合中的 45-50% 持股比例。

請在 <https://ysradar.yuanta.com.vn/> 查看有關股票的信號。

We Create Fortune

熱門技術分析圖



We Create Fortune

技術分析圖



指數技術分析圖 VN-Index



指數技術分析圖 HNX-Index

指數	短期趨勢	中期趨勢	阻力區 1	阻力區 2	支撐區 1	支撐區 2
VN-Index	上漲	上漲	1500	1530	1210	970
HNX-Index	上漲	上漲	470	500	300	180
VN30	上漲	上漲	1550	1570	1445	960
VNMidcaps	上漲	上漲	1,730	1800	1650	963
VNSmallcaps	上漲	上漲	1430	1450	1400	804

We Create Fortune

胡志明市交易所 (HSX)

	收盤	漲跌%
VNI	1522.5	-0.20%
VN30	1546.01	-0.82%
VN Mid	1961.87	0.77%
VN Small	1983.31	0.49%

河內交易所 (HSX)

	收盤	漲跌%
HNI	480.36	1.32%
HN30	840.2	2.74%
VNX AllSh	2640.58	-0.25%

UPCOM 市場 (UPCoM)

	收盤	漲跌%
UPCoM	114.26	0.47%

外資交易	成交值 (BiL.VND)
買進	1571.24
賣出	1826.1
買超/賣超	-254.86

外資交易	成交值 (BiL.VND)
買進	44.36
賣出	8.61
買超/賣超	35.75

外資交易	成交值 (BiL.VND)
買進	102.38
賣出	63.42
買超/賣超	38.96

上漲排名/ 股碼	漲跌(VND)	漲跌%
VHC	4400	7.00%
NHA	5400	6.99%
PTC	2900	6.99%
ACC	2550	6.99%
CMX	1350	6.98%

上漲排名/ 股碼	漲跌(VND)	漲跌%
GKM	4600	10.00%
L14	27900	10.00%
NVB	3300	10.00%
CEO	7700	9.88%
PVL	1600	9.88%

上漲排名/ 股碼	漲跌(VND)	漲跌%
TIN	5500	14.95%
VEC	2290	12.94%
C4G	3310	12.63%
PRT	1880	8.43%
PFL	989	6.46%

下跌排名/ 股碼	漲跌(VND)	漲跌%
VRC	-2000	-6.92%
YEG	-1600	-6.27%
MSN	-9000	-5.29%
TVS	-3100	-5.19%
MCG	-550	-4.95%

下跌排名/ 股碼	漲跌(VND)	漲跌%
API	-5000	-6.58%
APS	-2300	-5.85%
SRA	-500	-4.03%
HBS	-500	-3.07%
IDJ	-1500	-3.03%

下跌排名/ 股碼	漲跌(VND)	漲跌%
CMF	-85300	-39.97%
RGC	-3031	-7.87%
LIC	-3300	-5.05%
BOT	-591	-3.79%
AFX	-465	-2.87%

*備註：市值>5,000 億盾；成交值>15 億盾

市值排名/ 股碼	BiL.VND
VIC	384,327
VCB	373,870
VHM	370,557
HPG	209,109
MSN	200,691

市值排名/ 股碼	BiL.VND
THD	92,120
KSF	23,100
IDC	22,110
CEO	20,047
VCS	18,720

市值排名/ 股碼	BiL.VND
ACV	188,304
MCH	83,722
BSR	73,535
VEA	57,428
PGV	46,357

交易量排名/ 股碼	成交值	30 日均
ROS	47,089,900	40,474,110
FLC	40,927,600	24,011,919
POW	38,894,500	31,817,895
STB	37,375,400	16,994,610
GEX	35,626,300	14,102,186

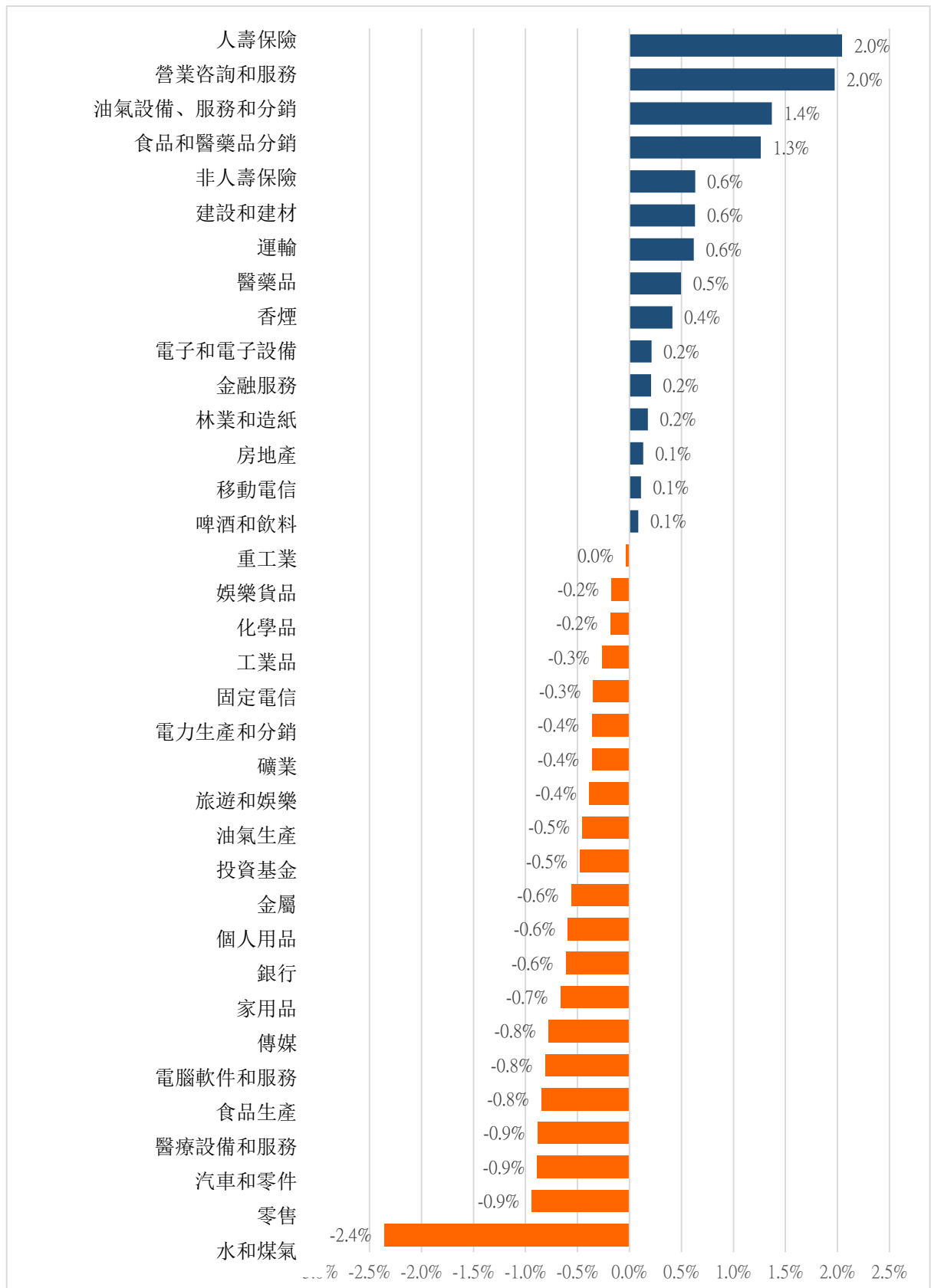
交易量排名/ 股碼	成交值	30 日均
KLF	11,350,478	10,639,925
SHS	10,689,552	6,889,358
PVS	9,956,068	6,210,103
ART	7,379,961	4,846,950
MBG	6,652,780	2,648,619

交易量排 名/股碼	成交值	30 日均
HHV	17,945,119	9,769,400
VG T	10,529,840	4,952,078
BSR	9,969,719	8,815,748
VHG	8,695,665	5,891,867
SBS	5,724,328	3,765,365

資料源: Bloomberg & Yuanta Research

We Create Fortune

各行業板塊的交易走勢

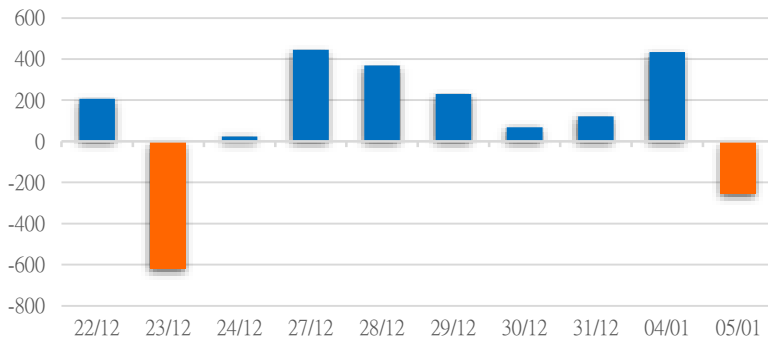


資料源:: FiinPro - YSVN

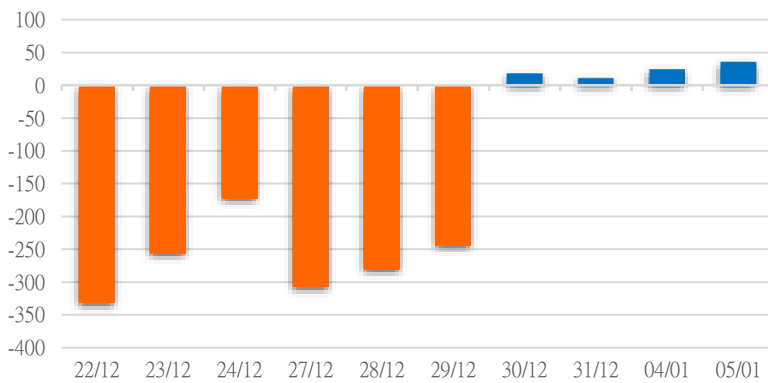
We Create Fortune

外資買進賣統計

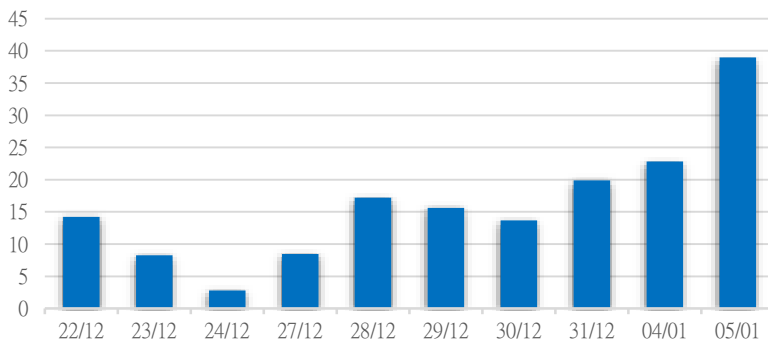
HSX 外資每日買/賣超



HNX外資每日買/賣超



UPCOM外資每日買/賣超



證券代碼	買超金額 (Mil.VND)	證券代碼	賣超金額 (Mil.VND)
VHM	118,479	MSN	160,291
CTG	102,001	VNM	87,796
GAS	62,030	GEX	69,291
DCM	26,948	KBC	66,516
PVD	21,672	CII	49,836

HSX 外資買/賣超的前 5 名

證券代碼	買超金額 (Mil.VND)	證券代碼	賣超金額 (Mil.VND)
PVS	29,559	PTI	3,405
VCS	3,879	PVC	1,285
PVI	3,362	MBG	689
THD	1,271	DL1	578
SHS	848	KLF	340

HNX 外資買/賣超的前 5 名

證券代碼	買超金額 (Mil.VND)	證券代碼	賣超金額 (Mil.VND)
NTC	13,264	FOX	2,297
ACV	6,200	AAS	1,040
HHV	5,436	HPP	281
CTR	4,615	CI5	238
VEA	3,096	SBS	223

UPCOM 外資買/賣超的前 5 名

源: FiinPro - YSVN

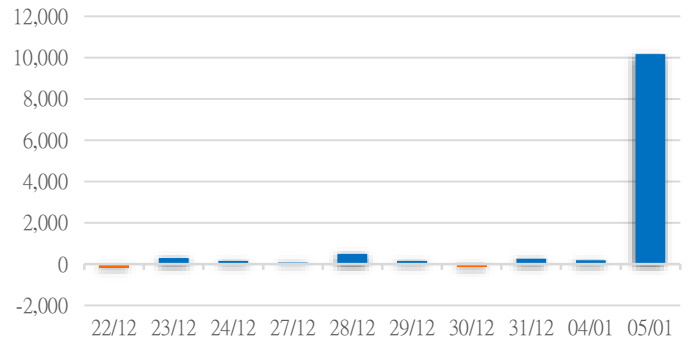
We Create Fortune

自營統計

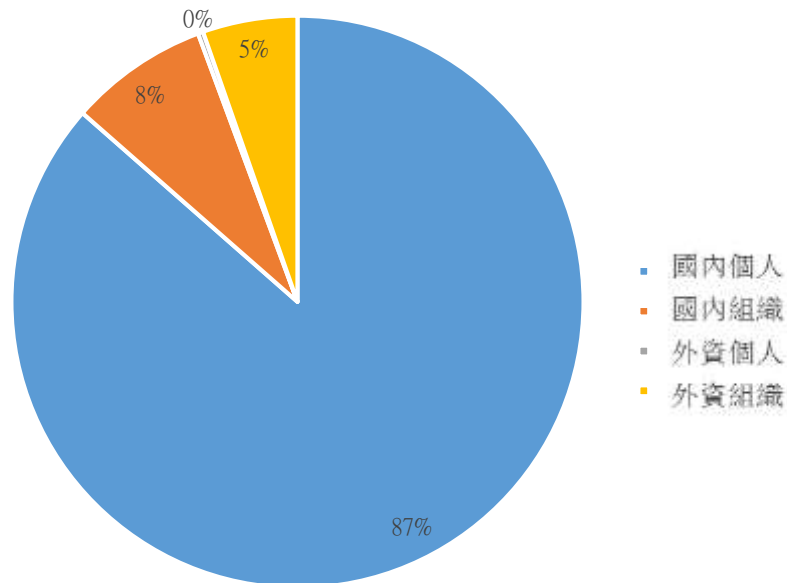
證券代碼	買超金額 (Mil.VND)	證券代碼	賣超金額 (Mil.VND)
VRE	28,665	PAN	146,893
VHM	14,590	VPB	29,502
FLC	9,304	STB	23,974
E1VFN30	7,435	MSN	16,314
EIB	6,327	VIP	15,703

券商自營交易最大前名

券商自營交易每日買/賣超 (Bil.VND)



越南證券市場投資人類別統計

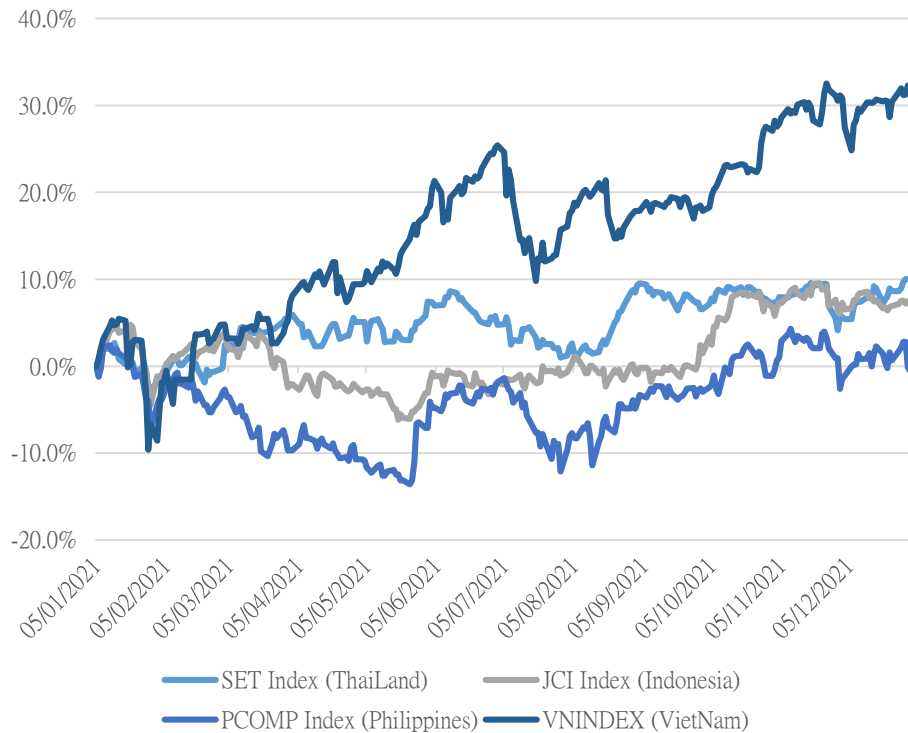


資料源: FiinPro - YSVN



We Create Fortune

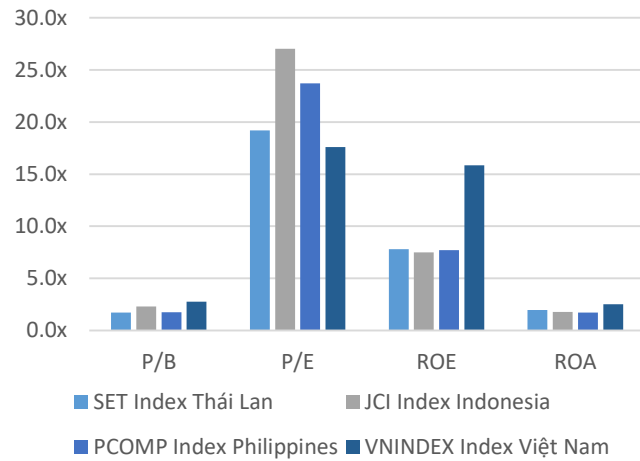
東南亞主要市場走勢比較



東南亞主要市場數據

		Thailand	Indonesia	Philippines	Vietnam
P/B		1.8x	0.0x	1.7x	2.8x
P/E		15.3x	25.60	23.5x	17.5x
ROE	%	7.59	7.59	7.69	16.11
ROA	%	1.91	1.86	1.73	2.67
Vốn hóa	Tỷ USD	582.33	577.07	191.11	253.66
GTGD	Triệu USD	2.03	0.63	0.07	0.92
LS cổ tức	%	2.66	1.93	1.61	1.18

源: Bloomberg & YSVN





We Create Fortune

元大證券（越南）公司

個人客戶分析部

Nguyễn Thế Minh
研究分析經理
+84 28 3622 6868 ext 3826
minh.nguyen@yuanta.com.vn

Lý Thị Hiền
研究分析主管
+84 28 3622 6868 ext 3908
hien.ly@yuanta.com.vn

Quách Đức Khánh
研究分析副主管
+84 28 3622 6868 ext 3833
khanh.quach@yuanta.com.vn

Khổng Hữu Hiệp
高級分析專員
+84 28 3622 6868 ext 3912
hiep.khong@yuanta.com.vn

Nguyễn Trịnh Ngọc Hồng
高級分析專員
+84 28 3622 6868 ext 3832
hong.nguyen@yuanta.com.vn

Phạm Tấn Phát
高級分析專員
+84 28 3622 6868 ext 3880
phat.pham@yuanta.com.vn

個人客戶業務部

Phạm Đắc Thành
北部分行經理
+84 28 3622 6868 ext 3416
thanh.pham@yuanta.com.vn

Võ Thị Thu Thủy
平陽分行經理
+84 28 3622 6868 ext 3505
thuy.vo@yuanta.com.vn

Lương Kỳ Ty
堤岸分行經理
+84 28 3622 6868 ext 3653
ty.luong@yuanta.com.vn

Bùi Quốc Phong
同奈分行經理
+84 28 3622 6868 ext 3701
phong.bui@yuanta.com.vn

Võ Đình Tuấn
峴港分行經理
+84 28 3622 6868 ext 3301
tuan.vo@yuanta.com.vn

Nguyễn Việt Quang
河內分行經理
+84 28 3622 6868 ext 3404
quang.nguyen@yuanta.com.vn

Đinh Thị Thu Cúc
頭頓分行經理
+84 28 3622 6868 ext 3203
cuc.dinh@yuanta.com.vn

Appendix A: Important Disclosures

Analyst Certification

Each research analyst primarily responsible for the content of this research report, in whole or in part, certifies that with respect to each security or issuer that the analyst covered in this report: (1) all of the views expressed accurately reflect his or her personal views about those securities or issuers; and (2) no part of his or her compensation was, is, or will be, directly or indirectly, related to the specific recommendations or views expressed by that research analyst in the research report.

Ratings Definitions

BUY: We have a positive outlook on the stock based on our expected absolute or relative return over the investment period. Our thesis is based on our analysis of the company's outlook, financial performance, catalysts, valuation and risk profile. We recommend investors add to their position.

HOLD-Outperform: In our view, the stock's fundamentals are relatively more attractive than peers at the current price. Our thesis is based on our analysis of the company's outlook, financial performance, catalysts, valuation and risk profile.

HOLD-Underperform: In our view, the stock's fundamentals are relatively less attractive than peers at the current price. Our thesis is based on our analysis of the company's outlook, financial performance, catalysts, valuation and risk profile.

SELL: We have a negative outlook on the stock based on our expected absolute or relative return over the investment period. Our thesis is based on our analysis of the company's outlook, financial performance, catalysts, valuation and risk profile. We recommend investors reduce their position.

Under Review: We actively follow the company, although our estimates, rating and target price are under review.

Restricted: The rating and target price have been suspended temporarily to comply with applicable regulations and/or Yuanta policies.

Note: Yuanta research coverage with a Target Price is based on an investment period of 12 months. Greater China Discovery Series coverage does not have a formal 12 month Target Price and the recommendation is based on an investment period specified by the analyst in the report.

Global Disclaimer

© 2018 Yuanta. All rights reserved. The information in this report has been compiled from sources we believe to be reliable, but we do not hold ourselves responsible for its completeness or accuracy. It is not an offer to sell or solicitation of an offer to buy any securities. All opinions and estimates included in this report constitute our judgment as of this date and are subject to change without notice.

This report provides general information only. Neither the information nor any opinion expressed herein constitutes an offer or invitation to make an offer to buy or sell securities or other investments. This material is prepared for general circulation to clients and is not intended to provide tailored investment advice and does not take into account the individual financial situation and objectives of any specific person who may receive this report. Investors should seek financial advice regarding the appropriateness of investing in any securities, investments or investment strategies discussed or recommended in this report. The information contained in this report has been compiled from sources believed to be reliable but no representation or warranty, express or implied, is made as to its accuracy, completeness or correctness. This report is not (and should not be construed as) a solicitation to act as securities broker or dealer in any jurisdiction by any person or company that is not legally permitted to carry on such business in that jurisdiction.

Yuanta research is distributed in the United States only to Major U.S. Institutional Investors (as defined in Rule 15a-6 under the Securities Exchange Act of 1934, as amended and SEC staff interpretations thereof). All transactions by a US person in the securities mentioned in this report must be effected through a registered broker-dealer under Section 15 of the Securities Exchange Act of 1934, as amended. Yuanta research is distributed in Taiwan by Yuanta Securities Investment Consulting. Yuanta research is distributed in Hong Kong by Yuanta Securities (Hong Kong) Co. Limited, which is licensed in Hong Kong by the Securities and Futures Commission for regulated activities, including Type 4 regulated activity (advising on securities). In Hong Kong, this research report may not be redistributed, retransmitted or disclosed, in whole or in part or and any form or manner, without the express written