

## 當日市場：市場強勁分化


2022/01/06

### 市場走勢

| 市場指數                | VNI      | HNI     | UPCOM  |
|---------------------|----------|---------|--------|
| 收盤                  | 1,528.57 | 484.89  | 114.39 |
| %日                  | 0.40%    | 0.94%   | 0.11%  |
| %週                  | 2.87%    | 5.03%   | 2.54%  |
| %月                  | 8.13%    | 11.25%  | 4.76%  |
| %年                  | 33.71%   | 129.07% | 52.89% |
| <b>成交值(Bil.VND)</b> |          |         |        |
| 當日                  | 35,342   | 4,021   | 2,761  |
| 日均量/週               | 30,721   | 3,443   | 2,599  |
| 日均量/月               | 27,795   | 3,533   | 2,308  |
| <b>外資進出</b>         |          |         |        |
| 買進                  | 2,062.40 | 21.44   | 26.94  |
| 賣出                  | 2,328.78 | 8.42    | 19.92  |
| 買賣超                 | -266.38  | 13.02   | 7.01   |
| <b>市場漲跌家數</b>       |          |         |        |
| 上漲                  | 187      | 113     | 181    |
| 下跌                  | 180      | 131     | 188    |
| 持平                  | 54       | 108     | 534    |
| <b>市場指標</b>         |          |         |        |
| P/E                 | 17.87    | 25.41   | 25.34  |
| 總市值<br>(兆盾)         | 5,965    | 517     | 1,501  |
| 股息殖利 <sup>2</sup>   | 1.89%    | 3.14%   | 3.55%  |

資料源: Bloomberg - YSVN

### VNINDEX



### HNIINDEX



### 市場走勢

午盤的強勁賣壓令 HOSE 指數走弱。VNI 指數收漲 0.4%，止於 1528.57 點。河內指數仍保持綠漲，如 HNX-Index 上漲 0.94%，Upcom-Index 上漲 0.11%。3 個市場的交易額達到 39 兆 5,240 億越南盾。

MSN (-4.5%) 連續第二個交易日大幅下跌，收於 153,800 越南盾。CTG (-2.2%)、HPG (-1.5%)、SAB (-1.7%)、SSI (-1.7%) 也錄得超過 1% 的跌幅。相反，VRE (+6.9%) 連續第二個交易日收盤漲停。此外，POW (+1.3%)、KDH (+2%)、BID (+2.6%) 尤其是 VIC (+4.5%) 是有積極漲幅的大型股。

現金流仍主要集中在中小型股上，如 FLC (+5.5%)、GEX (+6.8%)、ITA (+6.6%)、LCG (+3.9%)、HQC (+5.2%) 等的交易量是領先於市場的股票。

外資賣超 2460 億越南盾，連續第二個交易日賣超。MSN (1220 億)、VNM (1060 億)、VIC (760 億) 領先於賣超列表。另一方面，VHM (1170 億)、KBC (1030 億)、DXG (620 億) 是外資積極買進的股票。

### 市場短期觀點

我們認為市場可能會繼續保持上漲勢頭，VN-Index 將在開盤時重新測試 1,534 點水平。與此同時，VN-Index 將面臨 1,534 點的阻力位時，市場仍可能在盤中出現回調。積極的是現金流有改善跡象，但主要集中在中小型股上。

大盤短期走勢仍為上漲。因此，我們建議短線投資者可以將持股比例維持在投資組合的 45-50%，並可以利用回調階段來買進新股或增加持股比例。

請在 <https://ysradar.yuanta.com.vn/> 查看有關股票的信號。



We Create Fortune

### 熱點股票技術分析





We Create Fortune

### 熱點股票技術分析



We Create Fortune

技術分析圖



指數技術分析圖 VN-Index



指數技術分析圖 HNX-Index

| 指數          | 短期趨勢 | 中期趨勢 | 阻力區 1 | 阻力區 2 | 支撐區 1 | 支撐區 2 |
|-------------|------|------|-------|-------|-------|-------|
| VN-Index    | 上漲   | 上漲   | 1500  | 1530  | 1210  | 970   |
| HNX-Index   | 上漲   | 上漲   | 470   | 500   | 300   | 180   |
| VN30        | 上漲   | 上漲   | 1550  | 1570  | 1445  | 960   |
| VNMidcaps   | 上漲   | 上漲   | 1,730 | 1800  | 1650  | 963   |
| VNSmallcaps | 上漲   | 上漲   | 1430  | 1450  | 1400  | 804   |



We Create Fortune

胡志明市交易所 (HSX)

|          | 收盤      | 漲跌%    |
|----------|---------|--------|
| VNI      | 1528.57 | 0.40%  |
| VN30     | 1544.95 | -0.07% |
| VN Mid   | 2299.82 | 0.71%  |
| VN Small | 2248.19 | 0.76%  |

河內交易所 (HSX)

|           | 收盤      | 漲跌%   |
|-----------|---------|-------|
| HNI       | 484.89  | 0.94% |
| HN30      | 850.84  | 1.27% |
| VNX AllSh | 1586.24 | 0.27% |

UPCOM 市場 (UPCoM)

|       | 收盤     | 漲跌%   |
|-------|--------|-------|
| UPCoM | 114.39 | 0.11% |

| 外資交易  | 成交值<br>(Bil.VND) |
|-------|------------------|
| 買進    | 2062.4           |
| 賣出    | 2328.78          |
| 買超/賣超 | -266.38          |

| 外資交易  | 成交值<br>(Bil.VND) |
|-------|------------------|
| 買進    | 21.44            |
| 賣出    | 8.42             |
| 買超/賣超 | 13.02            |

| 外資交易  | 成交值<br>(Bil.VND) |
|-------|------------------|
| 買進    | 26.94            |
| 賣出    | 19.92            |
| 買超/賣超 | 7.01             |

| 上漲排名/<br>股碼 | 漲跌(VND) | 漲跌%   |
|-------------|---------|-------|
| DC4         | 1750    | 7.00% |
| SCR         | 1550    | 7.00% |
| PHR         | 5100    | 6.99% |
| CTD         | 7400    | 6.98% |
| BCM         | 4600    | 6.97% |

| 上漲排名/<br>股碼 | 漲跌(VND) | 漲跌%   |
|-------------|---------|-------|
| DTD         | 5000    | 9.98% |
| L14         | 30600   | 9.97% |
| MBG         | 1600    | 9.94% |
| TTL         | 1500    | 9.93% |
| KLF         | 800     | 9.30% |

| 上漲排名/<br>股碼 | 漲跌(VND) | 漲跌%    |
|-------------|---------|--------|
| MKP         | 8806    | 13.53% |
| SNZ         | 6155    | 12.43% |
| VHG         | 1086    | 10.97% |
| VEC         | 2173    | 10.87% |
| SJG         | 2478    | 10.64% |

| 下跌排名/<br>股碼 | 漲跌(VND) | 漲跌%    |
|-------------|---------|--------|
| FRT         | -6500   | -6.91% |
| PTC         | -2900   | -6.53% |
| MSN         | -7200   | -4.47% |
| NKG         | -1550   | -4.02% |
| BSI         | -1550   | -3.63% |

| 下跌排名/<br>股碼 | 漲跌(VND) | 漲跌%    |
|-------------|---------|--------|
| CMS         | -2900   | -8.45% |
| VC2         | -5000   | -7.58% |
| API         | -4000   | -5.63% |
| IDJ         | -2500   | -5.21% |
| SDA         | -1000   | -3.66% |

| 下跌排名/<br>股碼 | 漲跌(VND) | 漲跌%    |
|-------------|---------|--------|
| TIN         | -3579   | -8.46% |
| LIC         | -2902   | -4.68% |
| HD6         | -910    | -2.52% |
| TID         | -1406   | -2.51% |
| SBS         | -430    | -2.31% |

\*備註：市值>5,000 億盾；成交值>15 億盾

| 市值排名/<br>股碼 | Bil.VND |
|-------------|---------|
| VIC         | 380,521 |
| VCB         | 369,137 |
| VHM         | 365,767 |
| HPG         | 209,333 |
| GAS         | 200,965 |

| 市值排名/<br>股碼 | Bil.VND |
|-------------|---------|
| THD         | 92,645  |
| KSF         | 23,880  |
| CEO         | 22,028  |
| IDC         | 21,900  |
| VCS         | 18,832  |

| 市值排名/<br>股碼 | Bil.VND |
|-------------|---------|
| ACV         | 190,409 |
| MCH         | 84,560  |
| BSR         | 74,517  |
| VEA         | 58,092  |
| PGV         | 46,634  |

| 交易量排名/<br>股碼 | 成交值        | 30 日均      |
|--------------|------------|------------|
| FLC          | 40,666,000 | 24,780,814 |
| STB          | 38,914,770 | 17,901,200 |
| ROS          | 37,421,700 | 40,749,373 |
| GEX          | 37,366,500 | 15,052,600 |
| ITA          | 32,537,100 | 21,706,841 |

| 交易量排名/<br>股碼 | 成交值        | 30 日均      |
|--------------|------------|------------|
| KLF          | 19,274,334 | 10,669,855 |
| CEO          | 8,924,730  | 7,185,480  |
| PVS          | 8,257,813  | 6,380,351  |
| ART          | 7,318,939  | 4,962,087  |
| SHS          | 5,833,880  | 7,061,901  |

| 交易量排<br>名/股碼 | 成交值        | 30 日均      |
|--------------|------------|------------|
| HHV          | 13,915,932 | 10,141,024 |
| VHG          | 13,673,977 | 6,019,313  |
| BSR          | 12,958,863 | 8,868,202  |
| VGT          | 5,552,405  | 5,205,613  |
| OIL          | 4,814,198  | 2,493,758  |

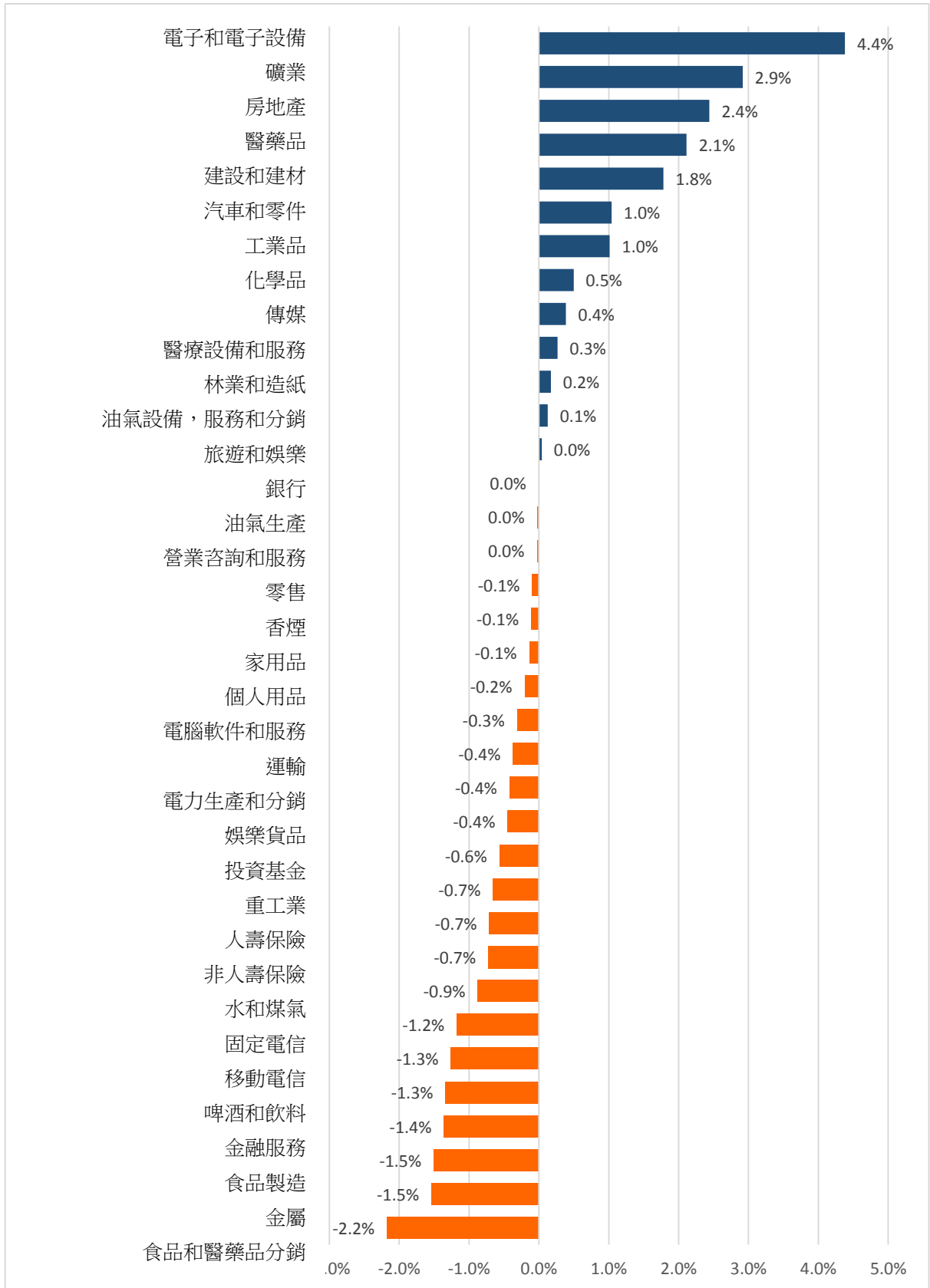
資料源: Bloomberg & Yuanta Research

資料源: Bloomberg & Yuanta Research

資料源: Bloomberg & Yuanta Research

We Create Fortune

各行業板塊的交易走勢

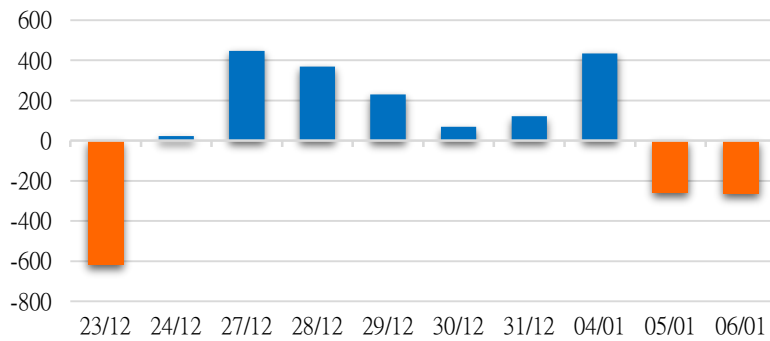


資料源: FimPro - YSVN

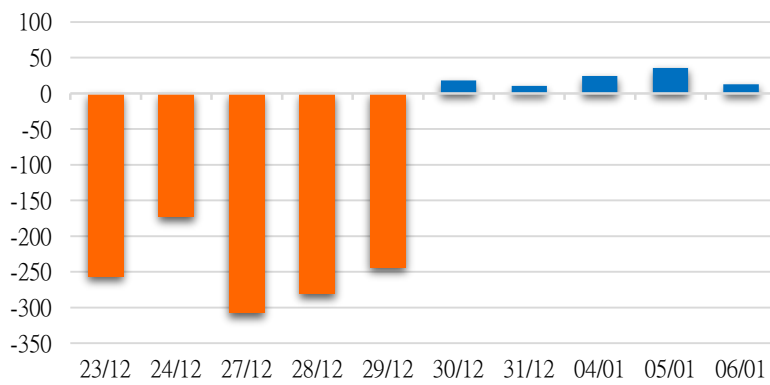
We Create Fortune

### 外資買進賣統計

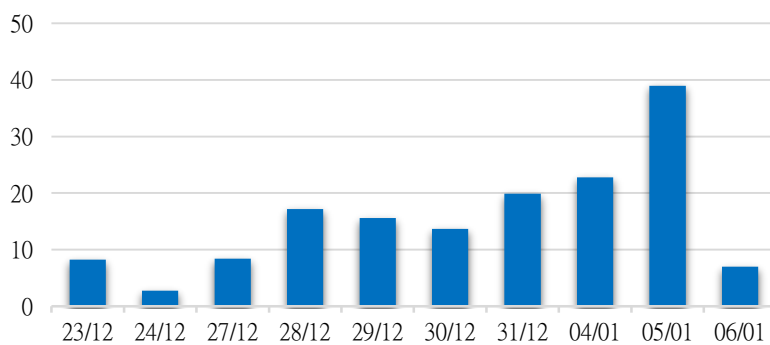
HSX 外資每日買/賣超



HNX外資每日買/賣超



UPCOM外資每日買/賣超



| 證券代碼 | 買超金額 (Mil.VND) | 證券代碼 | 賣超金額 (Mil.VND) |
|------|----------------|------|----------------|
| VHM  | 117,242        | MSN  | 122,213        |
| KBC  | 103,463        | VNM  | 105,674        |
| DXG  | 61,840         | VIC  | 75,838         |
| BCM  | 54,138         | CTG  | 67,415         |
| KDH  | 38,421         | NVL  | 62,025         |

HSX 外資買/賣超的前 5 名

| 證券代碼 | 買超金額 (Mil.VND) | 證券代碼 | 賣超金額 (Mil.VND) |
|------|----------------|------|----------------|
| PVS  | 8,923          | CEO  | 2,579          |
| MBG  | 6,182          | PVG  | 712            |
| PVI  | 1,578          | KLF  | 405            |
| GIC  | 573            | SPI  | 366            |
| SD9  | 336            | APS  | 276            |

HNX 外資買/賣超的前 5 名

| 證券代碼 | 買超金額 (Mil.VND) | 證券代碼 | 賣超金額 (Mil.VND) |
|------|----------------|------|----------------|
| QNS  | 10,227         | FOX  | 6,025          |
| HHV  | 2,225          | VEA  | 1,798          |
| CTR  | 2,023          | CSI  | 1,034          |
| ACV  | 1,075          | AAS  | 897            |
| BSR  | 539            | PAS  | 506            |

UPCOM 外資買/賣超的前 5 名

源: FiinPro - YSVN

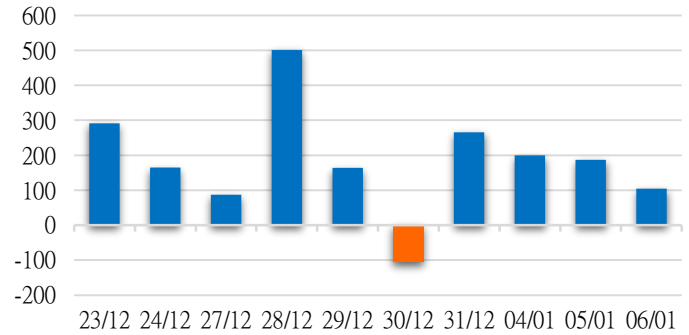
We Create Fortune

### 自營統計

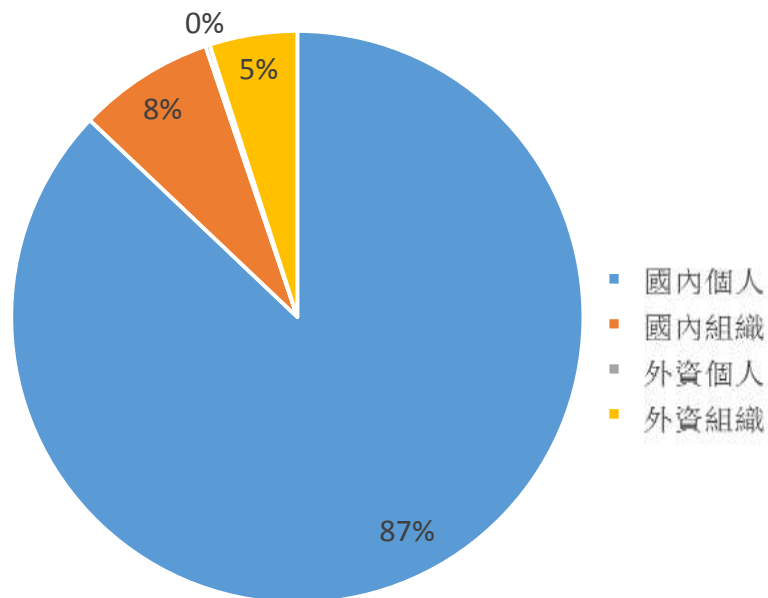
| 證券代碼 | 買超金額 (Mil.VND) | 證券代碼     | 賣超金額 (Mil.VND) |
|------|----------------|----------|----------------|
| MSN  | 38,540         | KBC      | 20,554         |
| VRE  | 26,533         | FUESSVFL | 20,262         |
| DXG  | 22,190         | KDH      | 16,274         |
| NBB  | 20,110         | STB      | 15,223         |
| HPG  | 15,569         | VCG      | 13,890         |

券商自營交易最大前名

券商自營交易每日買/賣超 (Bil.VND)



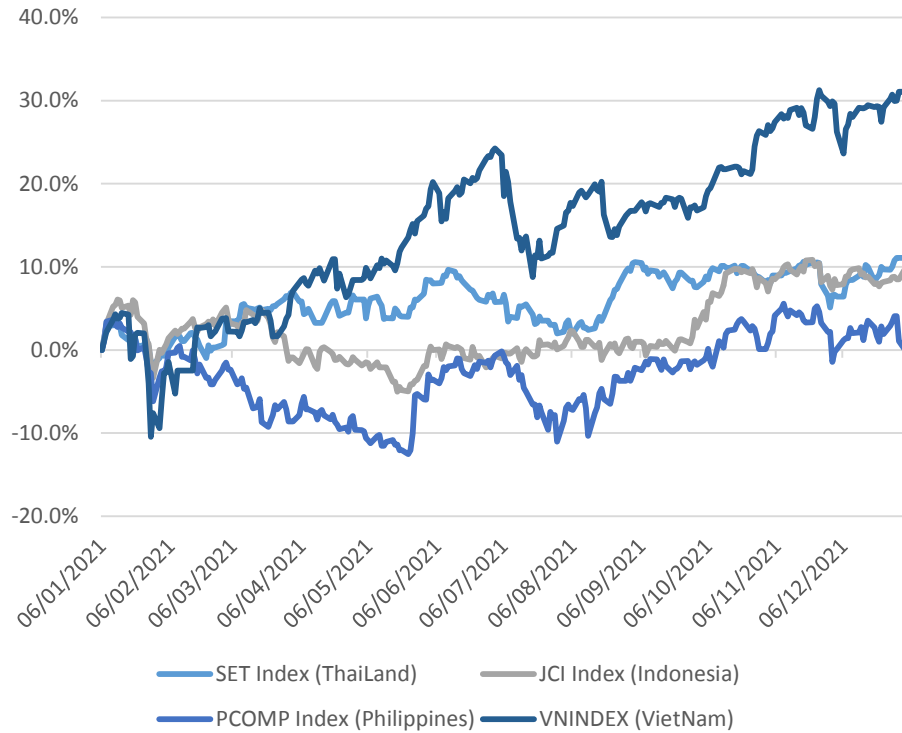
### 越南證券市場投資人類別統計



資料源: FiinPro - YSVN



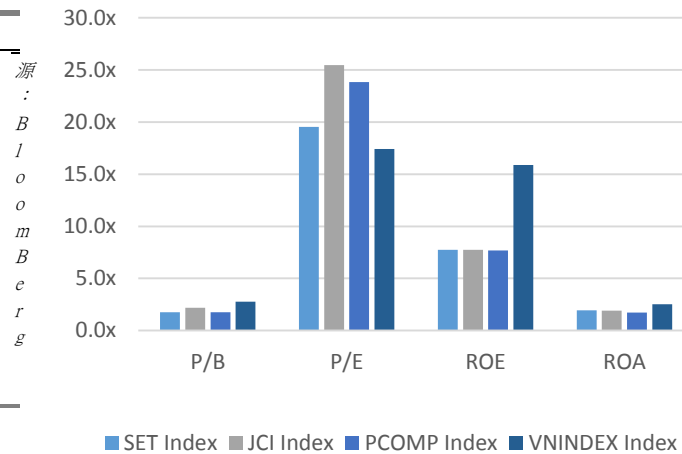
### 東南亞主要市場走勢比較



東南亞主要市場數據

|           |           | Thailand | Indonesia | Philippines | Vietnam |
|-----------|-----------|----------|-----------|-------------|---------|
| P/B       |           | 1.8x     | 0.0x      | 1.7x        | 2.8x    |
| P/E       |           | 15.3x    | 24.92     | 23.3x       | 17.8x   |
| ROE       | %         | 7.59     | 7.86      | 7.69        | 16.11   |
| ROA       | %         | 1.91     | 1.91      | 1.73        | 2.67    |
| Vốn hóa   | Tỷ USD    | 588.73   | 580.90    | 184.21      | 260.68  |
| GTGD      | Triệu USD | 2.54     | 0.74      | 0.10        | 1.34    |
| LS cổ tức | %         | 2.65     | 2.01      | 1.62        | 1.11    |

& YSVN





We Create Fortune

## 元大證券（越南）公司

### 個人客戶分析部

**Nguyễn Thị Minh**  
研究分析經理  
+84 28 3622 6868 ext 3826  
minh.nguyen@yuanta.com.vn

**Lý Thị Hiền**  
研究分析主管  
+84 28 3622 6868 ext 3908  
hien.ly@yuanta.com.vn

**Quách Đức Khánh**  
研究分析副主管  
+84 28 3622 6868 ext 3833  
khanh.quach@yuanta.com.vn

**Khổng Hữu Hiệp**  
高級分析專員  
+84 28 3622 6868 ext 3912  
hiep.khong@yuanta.com.vn

**Nguyễn Trịnh Ngọc Hồng**  
高級分析專員  
+84 28 3622 6868 ext 3832  
hong.nguyen@yuanta.com.vn

**Phạm Tấn Phát**  
高級分析專員  
+84 28 3622 6868 ext 3880  
phat.pham@yuanta.com.vn

### 個人客戶業務部

**Phạm Đắc Thành**  
北部營業中心經理  
+84 28 3622 6868 ext 3416  
thanh.pham@yuanta.com.vn

**Võ Thị Thu Thủy**  
平陽分行經理  
+84 28 3622 6868 ext 3505  
thuy.vo@yuanta.com.vn

**Lương Kỳ Ty**  
堤岸分行經理  
+84 28 3622 6868 ext 3653  
ty.luong@yuanta.com.vn

**Bùi Quốc Phong**  
同奈分行經理  
+84 28 3622 6868 ext 3701  
phong.bui@yuanta.com.vn

**Võ Đình Tuấn**  
峴港分行經理  
+84 28 3622 6868 ext 3301  
tuan.vo@yuanta.com.vn

**Nguyễn Việt Quang**  
河內分行經理  
+84 28 3622 6868 ext 3404  
quang.nguyen@yuanta.com.vn

**Đinh Thị Thu Cúc**  
頭頓分行經理  
+84 28 3622 6868 ext 3203  
cuc.dinh@yuanta.com.vn

## Appendix A: Important Disclosures

### Analyst Certification

Each research analyst primarily responsible for the content of this research report, in whole or in part, certifies that with respect to each security or issuer that the analyst covered in this report: (1) all of the views expressed accurately reflect his or her personal views about those securities or issuers; and (2) no part of his or her compensation was, is, or will be, directly or indirectly, related to the specific recommendations or views expressed by that research analyst in the research report.

### Ratings Definitions

**BUY:** We have a positive outlook on the stock based on our expected absolute or relative return over the investment period. Our thesis is based on our analysis of the company's outlook, financial performance, catalysts, valuation and risk profile. We recommend investors add to their position.

**HOLD-Outperform:** In our view, the stock's fundamentals are relatively more attractive than peers at the current price. Our thesis is based on our analysis of the company's outlook, financial performance, catalysts, valuation and risk profile.

**HOLD-Underperform:** In our view, the stock's fundamentals are relatively less attractive than peers at the current price. Our thesis is based on our analysis of the company's outlook, financial performance, catalysts, valuation and risk profile.

**SELL:** We have a negative outlook on the stock based on our expected absolute or relative return over the investment period. Our thesis is based on our analysis of the company's outlook, financial performance, catalysts, valuation and risk profile. We recommend investors reduce their position.

**Under Review:** We actively follow the company, although our estimates, rating and target price are under review.

**Restricted:** The rating and target price have been suspended temporarily to comply with applicable regulations and/or Yuanta policies.

Note: Yuanta research coverage with a Target Price is based on an investment period of 12 months. Greater China Discovery Series coverage does not have a formal 12 month Target Price and the recommendation is based on an investment period specified by the analyst in the report.

### Global Disclaimer

© 2018 Yuanta. All rights reserved. The information in this report has been compiled from sources we believe to be reliable, but we do not hold ourselves responsible for its completeness or accuracy. It is not an offer to sell or solicitation of an offer to buy any securities. All opinions and estimates included in this report constitute our judgment as of this date and are subject to change without notice.

This report provides general information only. Neither the information nor any opinion expressed herein constitutes an offer or invitation to make an offer to buy or sell securities or other investments. This material is prepared for general circulation to clients and is not intended to provide tailored investment advice and does not take into account the individual financial situation and objectives of any specific person who may receive this report. Investors should seek financial advice regarding the appropriateness of investing in any securities, investments or investment strategies discussed or recommended in this report. The information contained in this report has been compiled from sources believed to be reliable but no representation or warranty, express or implied, is made as to its accuracy, completeness or correctness. This report is not (and should not be construed as) a solicitation to act as securities broker or dealer in any jurisdiction by any person or company that is not legally permitted to carry on such business in that jurisdiction.

Yuanta research is distributed in the United States only to Major U.S. Institutional Investors (as defined in Rule 15a-6 under the Securities Exchange Act of 1934, as amended and SEC staff interpretations thereof). All transactions by a US person in the securities mentioned in this report must be effected through a registered broker-dealer under Section 15 of the Securities Exchange Act of 1934, as amended. Yuanta research is distributed in Taiwan by Yuanta Securities Investment Consulting. Yuanta research is distributed in Hong Kong by Yuanta Securities (Hong Kong) Co. Limited, which is licensed in Hong Kong by the Securities and Futures Commission for regulated activities, including Type 4 regulated activity (advising on securities). In Hong Kong, this research report may not be redistributed, retransmitted or disclosed, in whole or in part or and any form or manner, without the express written