

## 當日市場：大盤獲利回吐壓力

2022/01/14

### 市場走勢

市場指數	VNI	HNI	UPCOM
收盤	1,496.05	460.83	112.67
%日	-0.96%	-2.70%	-1.33%
%週	-2.13%	-4.96%	-1.50%
%月	1.34%	0.71%	0.33%
%年	26.14%	107.12%	44.58%
<b>成交值(Bil.VND)</b>			
當日	30,789	3,586	2,190
日均量/週	35,202	4,422	2,615
日均量/月	30,390	3,778	2,377
<b>外資進出</b>			
買進	1,625.52	36.12	46.82
賣出	1,743.80	8.87	18.94
買賣超	-118.28	27.25	27.88
<b>市場漲跌家數</b>			
上漲	92	65	129
下跌	282	201	234
持平	48	88	540
<b>市場指標</b>			
P/E	17.73	24.94	25.21
總市值 (兆盾)	5,927	508	1,489
股息殖利率	2.01%	3.26%	3.72%

資料源: Bloomberg - YSVN

VNINDEX



HNIINDEX



### 市場走勢

午盤賣壓回歸，因此指數反轉並再次下跌。其中，VNI-Index 收跌 0.96%，止於 1496.05 點，HNX-Index 下跌 2.7%，Upcom-Index 下跌 1.33%。交易額較前一交易日有所下降，在所有 3 大市場所均達到 34 兆 4,890 億越南盾。

盤中的亮點是銀行股繼續保持上漲，如 BID (+4.4%)、CTG (+2.4%)、MBB (+1.7%)、VCB (+2.4%) 上漲。然而，其餘市場錄得強勁的賣力，其中房地產股相當負面，包括 Vingroup (VIC、VRE、VHM)、GVR 或 LDG、DXG、SCR、CEO、DIG、ITA 等跌停。

在行業方面，銀行、鋼鐵和移動電信是當天逆市的各類股票。

外資賣超超過 630 億越南盾。VRE (1260 億)、NVL (610 億) 和 VND (450 億) 被拋售最多的股票。另一邊，KDH (1040 億)、BID (880 億)、VHM (860 億) 在買超方面領先。

### 市場短期觀點

我們認為下个交易日 VN-Index 可能在 1,490-1,500 點區間波動。同時，市場進入調整的階段，尤其是中小型股可能在未來 1-2 個交易日出現技術性恢復。積極點是銀行、鋼鐵等大型股的風險處於下跌，因此現金流可能出現分化，並向大型股轉移。

大盤短期走勢仍為下跌。因此，我們建議短期投資者可以繼續逐步將降低投資組合中的 35-40% 持股比例。

請在 <https://ysradar.yuanta.com.vn/> 查看有關股票的信號。

We Create Fortune

技術分析圖



指數技術分析圖 VN-Index



指數技術分析圖 HNX-Index

指數	短期趨勢	中期趨勢	阻力區 1	阻力區 2	支撐區 1	支撐區 2
VN-Index	下跌	上漲	1500	1530	1210	970
HNX-Index	下跌	上漲	470	500	300	180
VN30	下跌	上漲	1550	1570	1445	960
VNMidcaps	下跌	上漲	1,730	1800	1650	963
VNSmallcaps	下跌	上漲	1430	1450	1400	804

We Create Fortune

胡志明市交易所 (HSX)

	收盤	漲跌%
VNI	1496.05	-0.96%
VN30	1526.43	-0.24%
VN Mid	2160.55	-2.89%
VN Small	2113.43	-3.07%

河內交易所 (HSX)

	收盤	漲跌%
HNI	460.83	-2.70%
HN30	810.71	-3.92%
VNX AllSh	1540.56	-1.16%

UPCOM 市場 (UPCoM)

	收盤	漲跌%
UPCoM	112.67	-1.33%

外資交易	成交值 (BiL.VND)
買進	1625.52
賣出	1743.8
買超/賣超	-118.28

外資交易	成交值 (BiL.VND)
買進	36.12
賣出	8.87
買超/賣超	27.25

外資交易	成交值 (BiL.VND)
買進	46.82
賣出	18.94
買超/賣超	27.88

上漲排名/ 股碼	漲跌(VND)	漲跌%
BAF	3900	6.84%
YEG	1450	6.78%
BID	1850	4.39%
TSC	800	4.21%
BMI	1500	3.70%

上漲排名/ 股碼	漲跌(VND)	漲跌%
HTP	4900	9.98%
LHC	12700	9.95%
KSF	7700	9.90%
NTP	3200	5.27%
MST	700	4.05%

上漲排名/ 股碼	漲跌(VND)	漲跌%
ODE	9900	14.89%
KLB	1968	7.87%
FIC	2197	6.09%
TTN	1276	5.23%
NAB	849	4.29%

下跌排名/ 股碼	漲跌(VND)	漲跌%
KHP	-1400	-7.00%
TNA	-1400	-7.00%
TNA	-1400	-7.00%
TTF	-1050	-7.00%
ACC	-1700	-7.00%

下跌排名/ 股碼	漲跌(VND)	漲跌%
L14	-44000	-10.00%
PLC	-5000	-10.00%
SRA	-1200	-10.00%
NRC	-2400	-9.96%
PVL	-1700	-9.94%

下跌排名/ 股碼	漲跌(VND)	漲跌%
CQN	-3900	-14.50%
PFL	-1802	-12.60%
PXL	-2598	-11.86%
VHG	-1409	-11.36%
TIN	-3068	-10.92%

\*備註: 市值>5,000 億盾; 成交值>15 億盾

市值排名/ 股碼	BiL.VND
VIC	383,566
VCB	378,601
VHM	364,025
BID	213,217
GAS	206,707

市值排名/ 股碼	BiL.VND
THD	90,300
KSF	23,340
IDC	21,450
CEO	21,231
VCS	17,616

市值排名/ 股碼	BiL.VND
ACV	188,748
MCH	82,362
BSR	73,584
VEA	56,427
PGV	44,267

交易量排名/ 股碼	成交值	30 日均
HAG	51,223,000	35,071,582
STB	44,585,100	22,912,159
POW	39,428,500	32,537,036
MBB	35,345,700	8,207,477
CTG	35,249,400	9,021,300

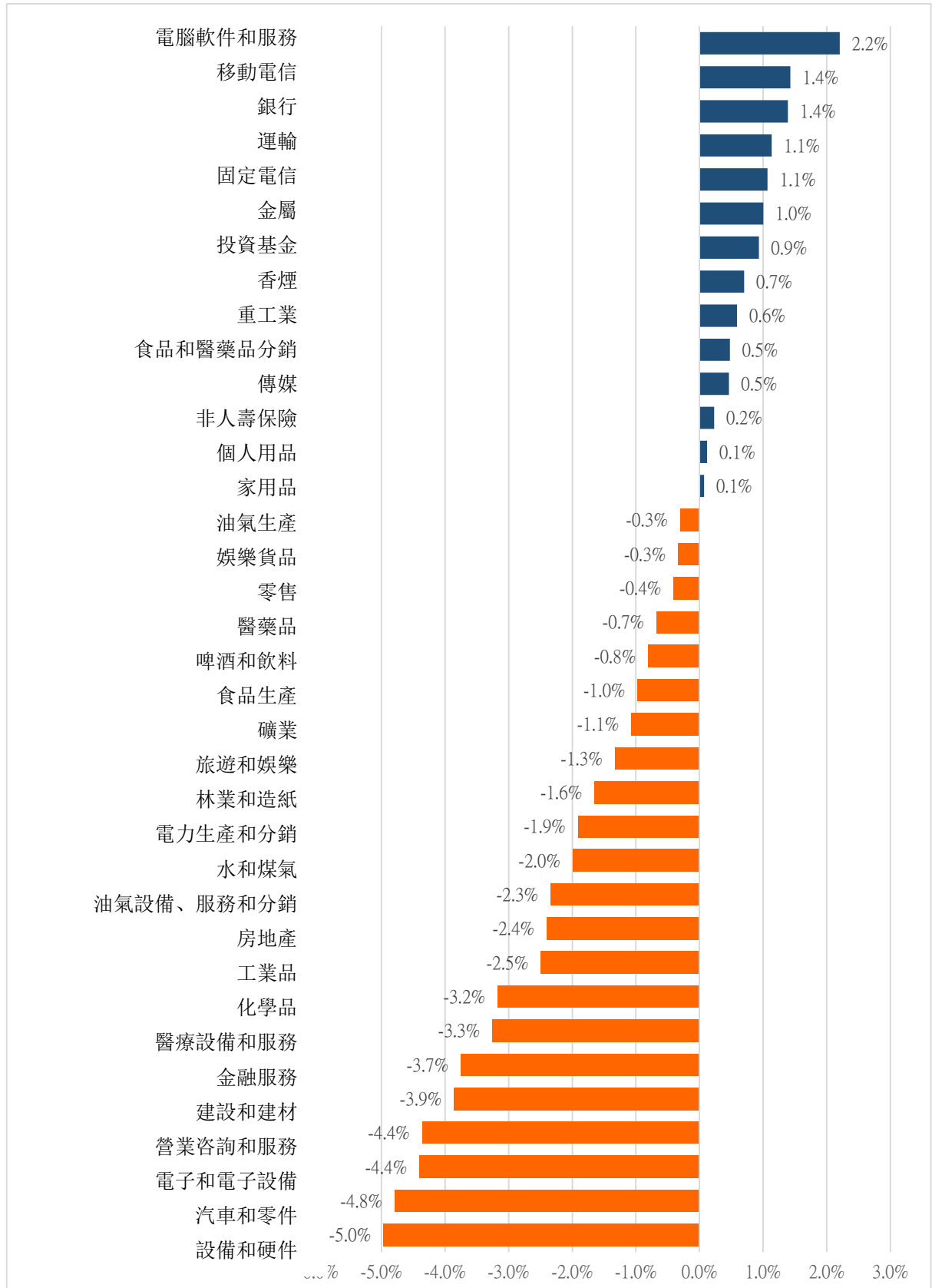
交易量排名/ 股碼	成交值	30 日均
PVS	9,051,791	6,816,878
CEO	5,845,486	8,337,279
TAR	5,481,585	1,431,687
SHS	5,419,252	6,709,403
IDC	4,978,166	3,336,329

交易量排 名/股碼	成交值	30 日均
VHG	10,873,992	9,055,324
BSR	9,549,314	9,610,466
CQN	6,801,698	1,366
PXL	6,295,402	726,838
BVB	4,689,580	2,782,019

資料源: Bloomberg & Yuanta Research

We Create Fortune

### 各行業板塊的交易走勢

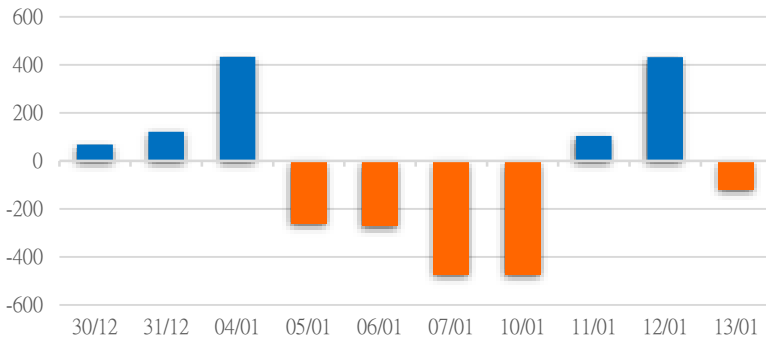


資料源: FiinPro - YSVN

We Create Fortune

## 外資買進賣統計

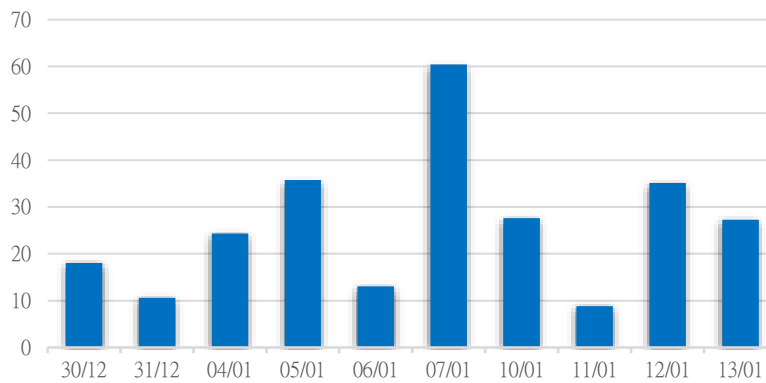
HSX 外資每日買/賣超



證券代碼	買超金額 (Mil.VND)	證券代碼	賣超金額 (Mil.VND)
KDH	104,103	VRE	125,682
BID	88,356	NVL	61,252
VHM	86,008	VND	44,722
CTG	68,767	GEX	44,692
VIC	51,221	SSI	44,124

HSX 外資買/賣超的前 5 名

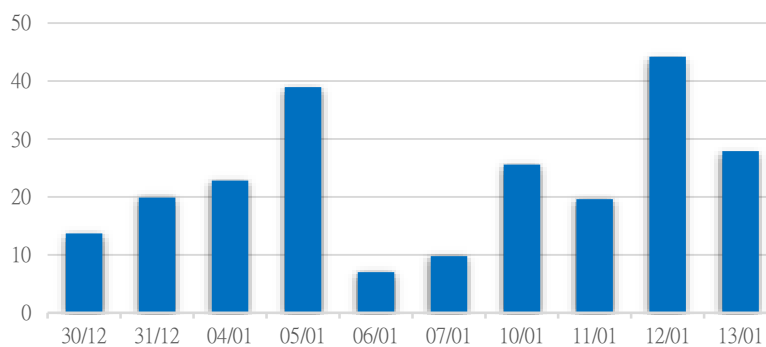
HNX 外資每日買/賣超



證券代碼	買超金額 (Mil.VND)	證券代碼	賣超金額 (Mil.VND)
PVS	9,296	CEO	753
BVS	7,679	APS	597
PVI	3,842	TTH	541
VCS	2,487	HHG	418
TNG	1,406	NTP	411

HNX 外資買/賣超的前 5 名

UPCOM 外資每日買/賣超



證券代碼	買超金額 (Mil.VND)	證券代碼	賣超金額 (Mil.VND)
BSR	7,397	MCH	271
ACG	5,050	BDT	83
ACV	4,007	QTP	68
CLX	3,790	ICC	30
VEA	3,477	C21	26

UPCOM 外資買/賣超的前 5 名

源: FiinPro - YSVN

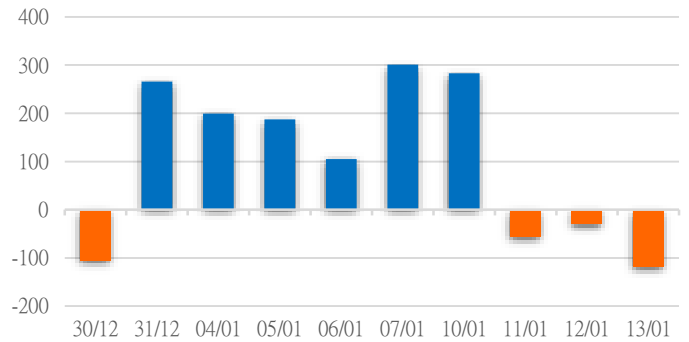
We Create Fortune

### 自營統計

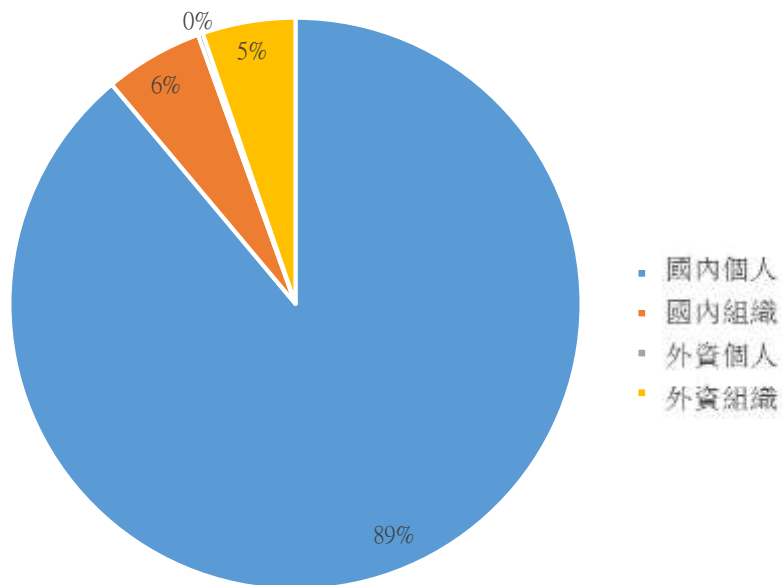
證券代碼	買超金額 (Mil.VND)	證券代碼	賣超金額 (Mil.VND)
NBB	25,900	KDH	42,848
BCM	19,459	STB	34,061
E1VFN30	17,300	MBB	32,003
FUEVFN30	16,784	CTG	30,158
MWG	11,671	TCB	21,748

券商自營交易最大前名

券商自營交易每日買/賣超 (Bil.VND)



### 越南證券市場投資人類別統計

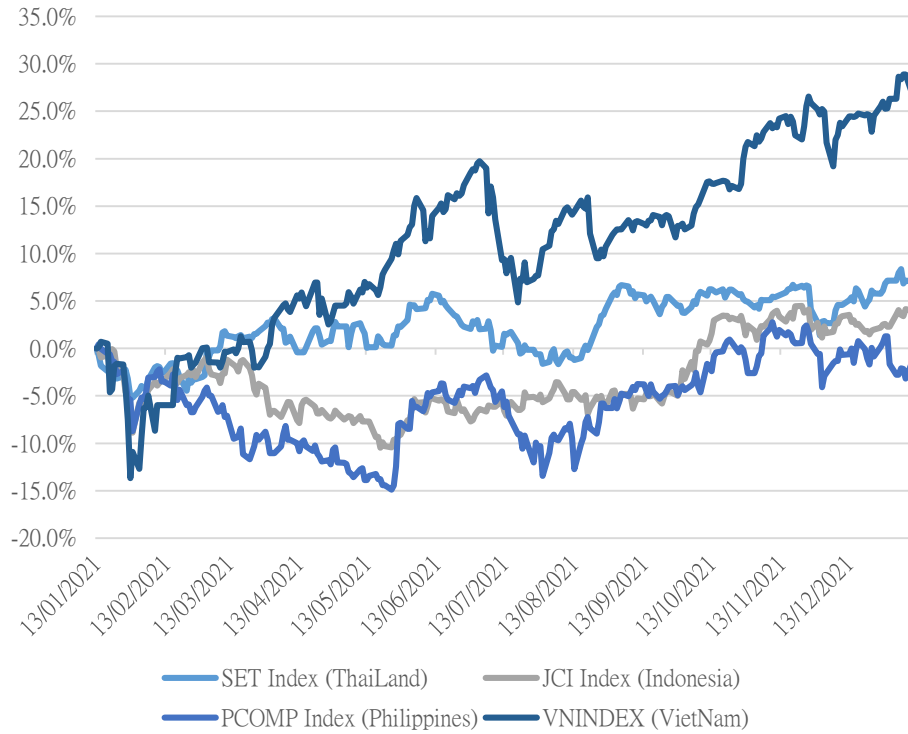


資料源: FiinPro - YSVN



We Create Fortune

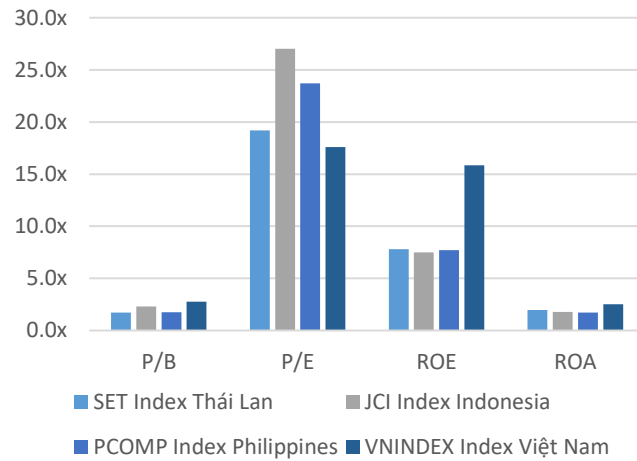
### 東南亞主要市場走勢比較



東南亞主要市場數據

		Thailand	Indonesia	Philippines	Vietnam
P/B		1.8x	2.2x	1.8x	2.7x
P/E		15.5x	24.99	24.1x	17.4x
ROE	%	7.58	7.85	7.69	16.00
ROA	%	1.91	1.90	1.73	2.64
Vốn hóa	Tỷ USD	593.64	578.90	186.92	259.36
GTGD	Triệu USD	2.41	0.74	0.08	1.52
LS cổ tức	%	2.62	2.03	1.57	1.14

源: Bloomberg & YSVN







We Create Fortune

## 元大證券（越南）公司

### 個人客戶分析部

**Nguyễn Thế Minh**

研究分析經理

+84 28 3622 6868 ext 3826

minh.nguyen@yuanta.com.vn

**Lý Thị Hiền**

研究分析主管

+84 28 3622 6868 ext 3908

hien.ly@yuanta.com.vn

**Quách Đức Khánh**

研究分析副主管

+84 28 3622 6868 ext 3833

khanh.quach@yuanta.com.vn

**Khổng Hữu Hiệp**

高級分析專員

+84 28 3622 6868 ext 3912

hiep.khong@yuanta.com.vn

**Nguyễn Trịnh Ngọc Hồng**

高級分析專員

+84 28 3622 6868 ext 3832

hong.nguyen@yuanta.com.vn

**Phạm Tấn Phát**

高級分析專員

+84 28 3622 6868 ext 3880

phat.pham@yuanta.com.vn

### 個人客戶業務部

**Phạm Đắc Thành**

北部分行經理

+84 28 3622 6868 ext 3416

thanh.pham@yuanta.com.vn

**Võ Thị Thu Thủy**

平陽分行經理

+84 28 3622 6868 ext 3505

thuy.vo@yuanta.com.vn

**Lương Kỳ Ty**

堤岸分行經理

+84 28 3622 6868 ext 3653

ty.luong@yuanta.com.vn

**Bùi Quốc Phong**

同奈分行經理

+84 28 3622 6868 ext 3701

phong.bui@yuanta.com.vn

**Võ Đình Tuấn**

峴港分行經理

+84 28 3622 6868 ext 3301

tuan.vo@yuanta.com.vn

**Nguyễn Việt Quang**

河內分行經理

+84 28 3622 6868 ext 3404

quang.nguyen@yuanta.com.vn

**Đinh Thị Thu Cúc**

頭頓分行經理

+84 28 3622 6868 ext 3203

cuc.dinh@yuanta.com.vn



## Appendix A: Important Disclosures

### Analyst Certification

Each research analyst primarily responsible for the content of this research report, in whole or in part, certifies that with respect to each security or issuer that the analyst covered in this report: (1) all of the views expressed accurately reflect his or her personal views about those securities or issuers; and (2) no part of his or her compensation was, is, or will be, directly or indirectly, related to the specific recommendations or views expressed by that research analyst in the research report.

### Ratings Definitions

**BUY:** We have a positive outlook on the stock based on our expected absolute or relative return over the investment period. Our thesis is based on our analysis of the company's outlook, financial performance, catalysts, valuation and risk profile. We recommend investors add to their position.

**HOLD-Outperform:** In our view, the stock's fundamentals are relatively more attractive than peers at the current price. Our thesis is based on our analysis of the company's outlook, financial performance, catalysts, valuation and risk profile.

**HOLD-Underperform:** In our view, the stock's fundamentals are relatively less attractive than peers at the current price. Our thesis is based on our analysis of the company's outlook, financial performance, catalysts, valuation and risk profile.

**SELL:** We have a negative outlook on the stock based on our expected absolute or relative return over the investment period. Our thesis is based on our analysis of the company's outlook, financial performance, catalysts, valuation and risk profile. We recommend investors reduce their position.

**Under Review:** We actively follow the company, although our estimates, rating and target price are under review.

**Restricted:** The rating and target price have been suspended temporarily to comply with applicable regulations and/or Yuanta policies.

Note: Yuanta research coverage with a Target Price is based on an investment period of 12 months. Greater China Discovery Series coverage does not have a formal 12 month Target Price and the recommendation is based on an investment period specified by the analyst in the report.

### Global Disclaimer

© 2018 Yuanta. All rights reserved. The information in this report has been compiled from sources we believe to be reliable, but we do not hold ourselves responsible for its completeness or accuracy. It is not an offer to sell or solicitation of an offer to buy any securities. All opinions and estimates included in this report constitute our judgment as of this date and are subject to change without notice.

This report provides general information only. Neither the information nor any opinion expressed herein constitutes an offer or invitation to make an offer to buy or sell securities or other investments. This material is prepared for general circulation to clients and is not intended to provide tailored investment advice and does not take into account the individual financial situation and objectives of any specific person who may receive this report. Investors should seek financial advice regarding the appropriateness of investing in any securities, investments or investment strategies discussed or recommended in this report. The information contained in this report has been compiled from sources believed to be reliable but no representation or warranty, express or implied, is made as to its accuracy, completeness or correctness. This report is not (and should not be construed as) a solicitation to act as securities broker or dealer in any jurisdiction by any person or company that is not legally permitted to carry on such business in that jurisdiction.

Yuanta research is distributed in the United States only to Major U.S. Institutional Investors (as defined in Rule 15a-6 under the Securities Exchange Act of 1934, as amended and SEC staff interpretations thereof). All transactions by a US person in the securities mentioned in this report must be effected through a registered broker-dealer under Section 15 of the Securities Exchange Act of 1934, as amended. Yuanta research is distributed in Taiwan by Yuanta Securities Investment Consulting. Yuanta research is distributed in Hong Kong by Yuanta Securities (Hong Kong) Co. Limited, which is licensed in Hong Kong by the Securities and Futures Commission for regulated activities, including Type 4 regulated activity (advising on securities). In Hong Kong, this research report may not be redistributed, retransmitted or disclosed, in whole or in part or and any form or manner, without the express written