

當日市場：外資買超積極

2022/01/17

市場走勢

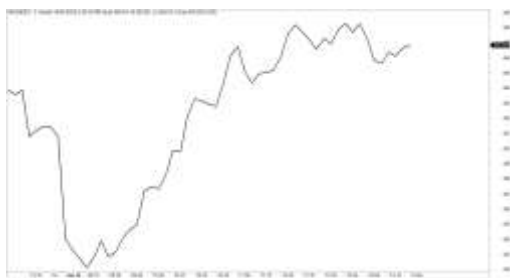
市場指數	VNI	HNI	UPCOM
收盤	1,496.02	466.86	112.22
%日	0.00%	1.31%	-0.40%
%週	-2.12%	-5.46%	-2.92%
%月	1.35%	2.68%	0.12%
%年	25.99%	110.04%	44.33%
成交值(Bil.VND)			
當日	22,844	2,932	1,767
日均量/週	33,397	4,130	2,438
日均量/月	30,264	3,771	2,350
外資進出			
買進	1,574.85	25.35	17.18
賣出	805.02	14.02	13.06
買賣超	769.84	11.34	4.12
市場漲跌家數			
上漲	152	122	114
下跌	207	126	363
持平	63	106	426
市場指標			
P/E	17.56	24.64	24.88
總市值 (兆盾)	5,870	502	1,469
股息殖利率	2.01%	3.25%	3.78%

資料源: Bloomberg - YSVN

VNINDEX



HNIINDEX



市場走勢

市場在本週的最後一個交易日比強勁波動的前一交易日更橫盤整理和波動收窄。VNI-Index 收盤幾乎不變，而 HNX-Index 上漲 1.31%，Upcom-Index 下跌 0.4%。交易額較前一交易日有所下跌，在所有 3 市場均達到 25 兆 2,940 億越南盾。

大型股出現分化的階段，VN30-Index 錄得 14 檔上漲和 12 檔下跌。VCB (+1.8%)、VNM (+1.8%)、VRE (+1.8%)、STB (+2%)、POW (+4.7%)、PDR (+1.4%)、PLX (+1.5%) 等上漲的股票。相反，HPG (-1%)、NVL (-1.8%)、MWG (-1.1%)、TCB (-1.5%)、VPB (-1.1%) 等略有調整的股票。

在行業方面，汽車和零件、電子和電子設備是市場上漲幅最大的 2 股，如 HAX (+3.2%)、GEX (+3.3%) 等。

外資買超超過 7850 億越南盾。FUEVFNND (1220 億)、STB (1180 億)、VNM (810 億) 在買超方面領先。另一方面，VND (340 億)、VCI (230 億)、VPB (180 億) 被拋售最多的股票。

市場短期觀點

我們認為 VN-Index 可能會繼續在 1,490 - 1,500 點的價格區間內波動。同時，現金流走弱顯示投資者仍未做好回歸市場的準備，積極點是中小型股已出現跌勢放緩的跡象，可能會在下周初的 1-2 個交易日出現恢復的階段。此外，短期情緒指標大幅下跌至過度悲觀區間，顯示市場可能出現恢復跨度，並且短期投資者需在大幅下跌時限售。

大盤短期走勢仍為下跌。因此，我們建議短期投資者在恢復跨度可以繼續降低組合中的 30-35% 持股比例，現階段不宜購買新股。

從周線圖來看，中期風險逐漸加大，顯示中期投資者在下一個交易週應保持謹慎，VN-Index 未能突破 1534 點的阻力位。同時，中期趨勢保持上漲。因此，我們建議中期投資者可以將股票比例保持在當前水平，並在下一個交易週進行考慮。

請在 <https://ysradar.yuanta.com.vn/> 查看有關股票的信號。

We Create Fortune

技術分析圖



指數技術分析圖 VN-Index



指數技術分析圖 HNX-Index

指數	短期趨勢	中期趨勢	阻力區 1	阻力區 2	支撐區 1	支撐區 2
VN-Index	下跌	上漲	1500	1530	1210	970
HNX-Index	下跌	上漲	470	500	300	180
VN30	下跌	上漲	1550	1570	1445	960
VNMidcaps	下跌	上漲	1,730	1800	1650	963
VNSmallcaps	下跌	上漲	1430	1450	1400	804

We Create Fortune

胡志明市交易所 (HSX)

	收盤	漲跌%
VNI	1496.02	0.00%
VN30	1523.57	-0.19%
VN Mid	2144.44	-0.75%
VN Small	2095.39	-0.85%

河內交易所 (HSX)

	收盤	漲跌%
HNI	466.86	1.31%
HN30	821.95	1.39%
VNX AllSh	1534.93	-0.37%

UPCOM 市場 (UPCoM)

	收盤	漲跌%
UPCoM	112.22	-0.40%

外資交易	成交值 (BiL.VND)
買進	1574.85
賣出	805.02
買超/賣超	769.84

外資交易	成交值 (BiL.VND)
買進	25.35
賣出	14.02
買超/賣超	11.34

外資交易	成交值 (BiL.VND)
買進	17.18
賣出	13.06
買超/賣超	4.12

上漲排名/ 股碼	漲跌(VND)	漲跌%
SJF	800	6.99%
SJS	5900	6.98%
HBC	2000	6.93%
TIP	3900	6.91%
GAB	12449	6.90%

上漲排名/ 股碼	漲跌(VND)	漲跌%
L14	39600	10.00%
PLC	4500	10.00%
LHC	14000	9.98%
IDC	6400	9.94%
AAV	2000	9.76%

上漲排名/ 股碼	漲跌(VND)	漲跌%
SJG	2796	10.92%
ODE	6624	8.67%
CLX	994	3.60%
QNS	575	1.24%
MCM	349	0.65%

下跌排名/ 股碼	漲跌(VND)	漲跌%
TNA	-1300	-6.99%
TNA	-1300	-6.99%
QCG	-1400	-6.97%
NBB	-3600	-6.95%
DPM	-3000	-6.94%

下跌排名/ 股碼	漲跌(VND)	漲跌%
ART	-1200	-9.68%
PVL	-1400	-9.09%
KLF	-700	-8.97%
HTP	-3900	-7.22%
BII	-800	-7.08%

下跌排名/ 股碼	漲跌(VND)	漲跌%
TBH	-15591	-14.92%
TBH	-15591	-14.92%
HVG	-623	-12.22%
BOT	-1536	-11.29%
PFL	-1340	-10.72%

*備註: 市值>5,000 億盾; 成交值>15 億盾

市值排名/ 股碼	BiL.VND
VCB	394,692
VIC	376,336
VHM	357,929
BID	223,840
HPG	206,873

市值排名/ 股碼	BiL.VND
THD	88,375
KSF	27,900
IDC	21,240
CEO	18,297
VCS	17,600

市值排名/ 股碼	BiL.VND
ACV	192,597
MCH	80,868
BSR	72,105
VEA	56,502
PGV	44,331

交易量排名/ 股碼	成交值	30 日均
GEX	42,602,600	20,792,823
HNG	39,916,500	23,433,218
HQC	38,437,000	26,342,414
STB	28,995,000	25,117,141
LDG	26,891,300	18,747,482

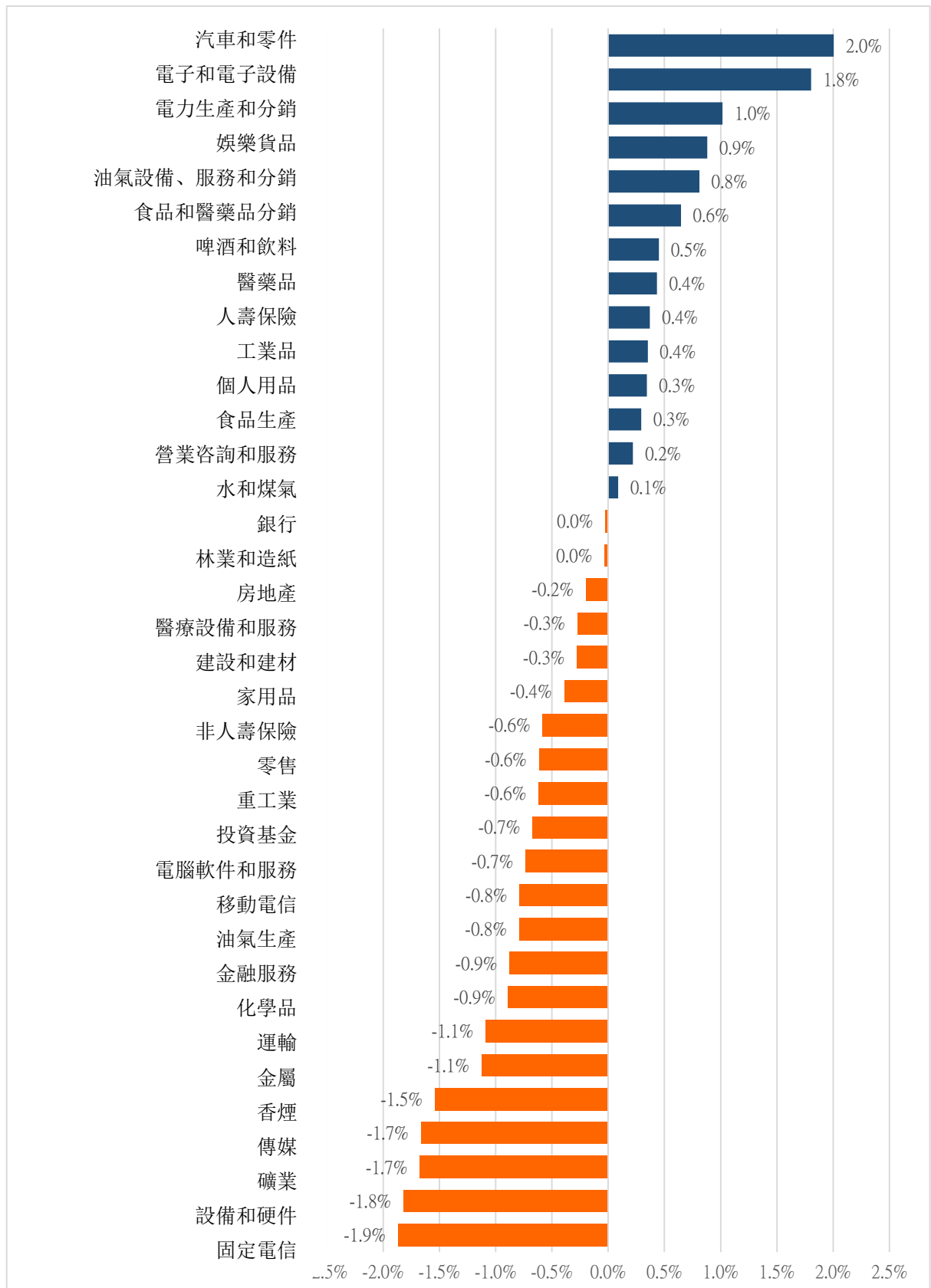
交易量排名/ 股碼	成交值	30 日均
CEO	11,441,545	8,740,512
ACM	5,580,598	1,028,626
PVS	4,676,545	6,946,926
SHS	4,531,819	6,542,398
PVL	3,704,272	2,627,253

交易量排 名/股碼	成交值	30 日均
PVX	18,219,997	2,611,951
VHG	17,104,942	10,013,600
HVG	7,862,285	1,521,273
BSR	6,156,286	9,749,720
DCS	4,728,557	824,907

資料源: Bloomberg & Yuanta Research

We Create Fortune

各行業板塊的交易走勢

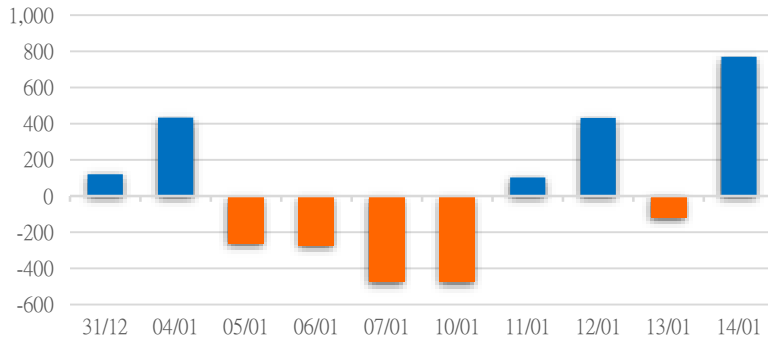


資料源:: FiinPro - YSVN

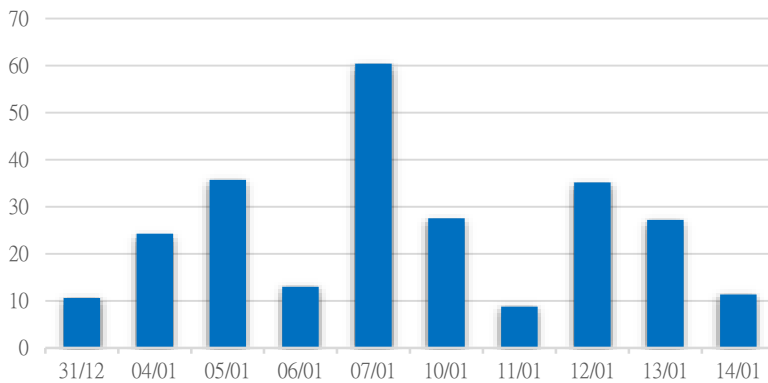
We Create Fortune

外資買進賣統計

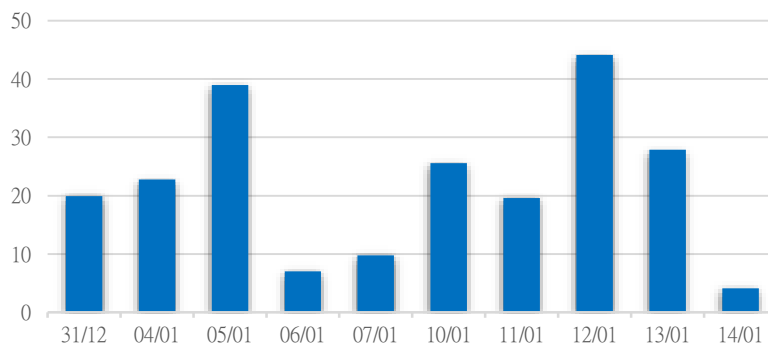
HSX 外資每日買/賣超



HNX 外資每日買/賣超



UPCOM 外資每日買/賣超



證券代碼	買超金額 (Mil.VND)	證券代碼	賣超金額 (Mil.VND)
FUEVFNVD	121,508	VND	33,778
STB	117,951	VCI	23,007
VNM	81,286	VPB	17,882
VCB	67,492	GMD	17,051
HPG	57,495	VRE	16,250

HSX 外資買/賣超的前 5 名

證券代碼	買超金額 (Mil.VND)	證券代碼	賣超金額 (Mil.VND)
PVS	15,564	NTP	7,805
PGT	1,635	BVS	694
PVI	1,178	APS	657
PLC	692	TTC	615
PTS	624	HUT	337

HNX 外資買/賣超的前 5 名

證券代碼	買超金額 (Mil.VND)	證券代碼	賣超金額 (Mil.VND)
CLX	2,709	FOX	5,108
CTR	1,883	NED	1,388
ACV	1,373	CSI	785
MCM	1,350	BSR	464
ACG	1,020	MSR	259

UPCOM 外資買/賣超的前 5 名

源: FiinPro - YSVN

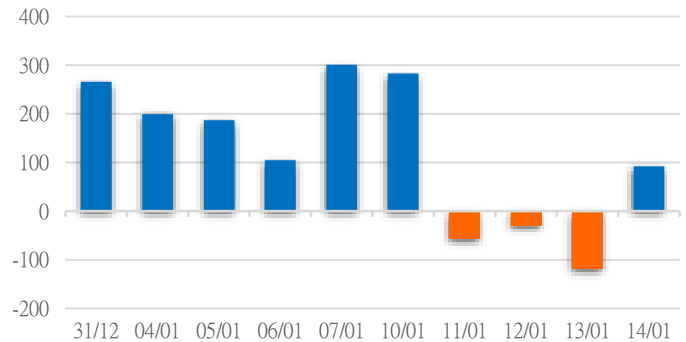
We Create Fortune

自營統計

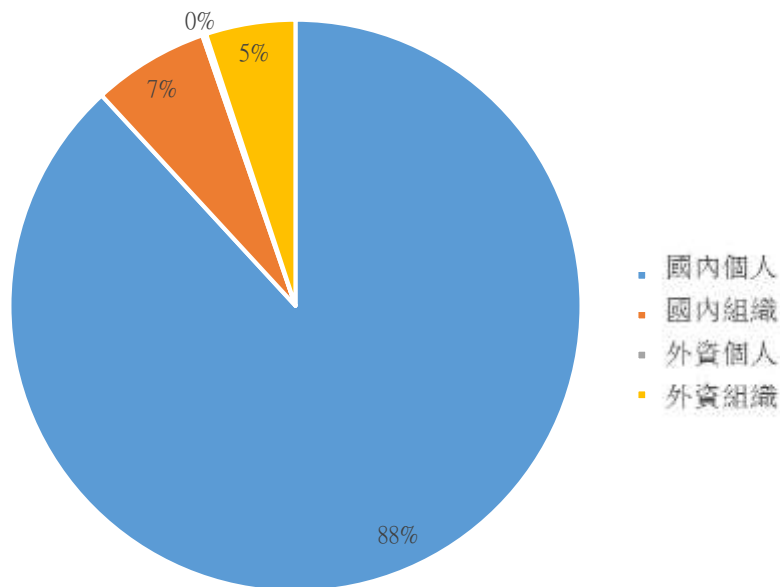
證券代碼	買超金額 (Mil.VND)	證券代碼	賣超金額 (Mil.VND)
HQC	28,568	FUEVFNVD	121,684
DPM	13,646	NBB	8,656
GAS	12,396	E1VFN30	5,667
FPT	11,719	GEX	761
HPG	10,249	ACB	351

券商自營交易最大前名

券商自營交易每日買/賣超 (Bil.VND)



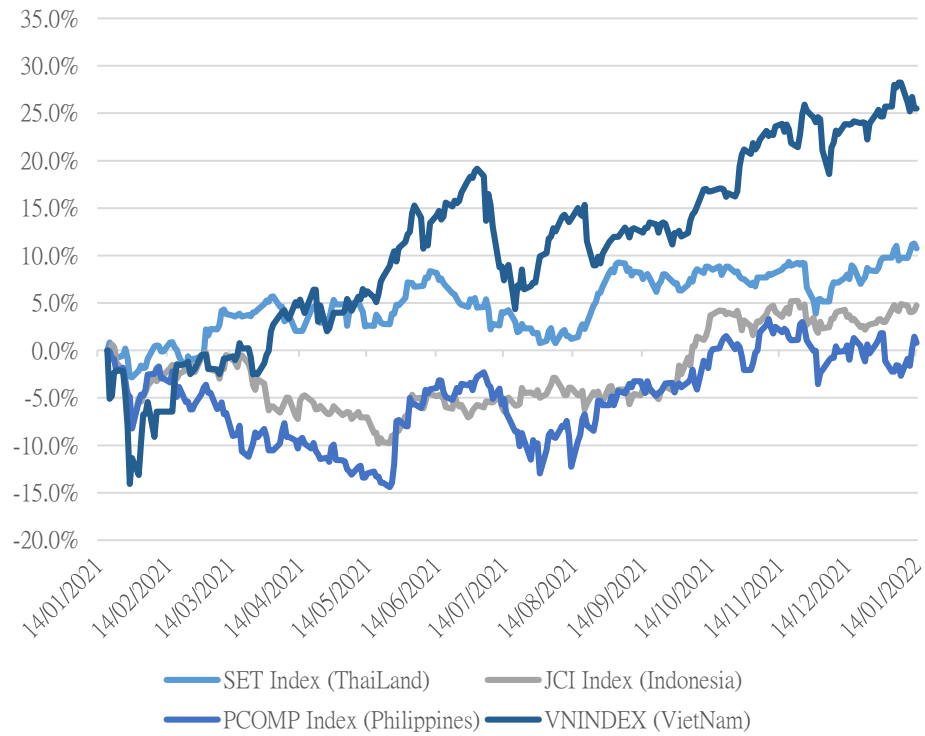
越南證券市場投資人類別統計



資料源: FiinPro - YSVN



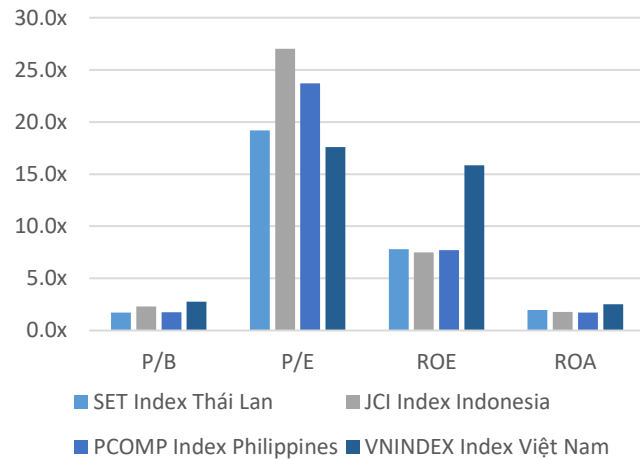
東南亞主要市場走勢比較



東南亞主要市場數據

		Thailand	Indonesia	Philippines	Vietnam
P/B		1.8x	2.2x	1.8x	2.7x
P/E		15.3x	25.12	23.9x	17.4x
ROE	%	7.77	7.85	7.69	16.01
ROA	%	1.96	1.90	1.73	2.64
Vốn hóa	Tỷ USD	594.38	579.72	189.00	257.08
GTGD	Triệu USD	2.25	0.65	0.10	1.29
LS cổ tức	%	2.62	2.02	1.58	1.14

源: Bloomberg & YSVN





We Create Fortune

元大證券（越南）公司

個人客戶分析部

Nguyễn Thế Minh
研究分析經理
+84 28 3622 6868 ext 3826
minh.nguyen@yuanta.com.vn

Lý Thị Hiền
研究分析主管
+84 28 3622 6868 ext 3908
hien.ly@yuanta.com.vn

Quách Đức Khánh
研究分析副主管
+84 28 3622 6868 ext 3833
khanh.quach@yuanta.com.vn

Khổng Hữu Hiệp
高級分析專員
+84 28 3622 6868 ext 3912
hiep.khong@yuanta.com.vn

Nguyễn Trịnh Ngọc Hồng
高級分析專員
+84 28 3622 6868 ext 3832
hong.nguyen@yuanta.com.vn

Phạm Tấn Phát
高級分析專員
+84 28 3622 6868 ext 3880
phat.pham@yuanta.com.vn

個人客戶業務部

Phạm Đắc Thành
北部分行經理
+84 28 3622 6868 ext 3416
thanh.pham@yuanta.com.vn

Võ Thị Thu Thủy
平陽分行經理
+84 28 3622 6868 ext 3505
thuy.vo@yuanta.com.vn

Lương Kỳ Ty
堤岸分行經理
+84 28 3622 6868 ext 3653
ty.luong@yuanta.com.vn

Bùi Quốc Phong
同奈分行經理
+84 28 3622 6868 ext 3701
phong.bui@yuanta.com.vn

Võ Đình Tuấn
峴港分行經理
+84 28 3622 6868 ext 3301
tuan.vo@yuanta.com.vn

Nguyễn Việt Quang
河內分行經理
+84 28 3622 6868 ext 3404
quang.nguyen@yuanta.com.vn

Đinh Thị Thu Cúc
頭頓分行經理
+84 28 3622 6868 ext 3203
cuc.dinh@yuanta.com.vn

Appendix A: Important Disclosures

Analyst Certification

Each research analyst primarily responsible for the content of this research report, in whole or in part, certifies that with respect to each security or issuer that the analyst covered in this report: (1) all of the views expressed accurately reflect his or her personal views about those securities or issuers; and (2) no part of his or her compensation was, is, or will be, directly or indirectly, related to the specific recommendations or views expressed by that research analyst in the research report.

Ratings Definitions

BUY: We have a positive outlook on the stock based on our expected absolute or relative return over the investment period. Our thesis is based on our analysis of the company's outlook, financial performance, catalysts, valuation and risk profile. We recommend investors add to their position.

HOLD-Outperform: In our view, the stock's fundamentals are relatively more attractive than peers at the current price. Our thesis is based on our analysis of the company's outlook, financial performance, catalysts, valuation and risk profile.

HOLD-Underperform: In our view, the stock's fundamentals are relatively less attractive than peers at the current price. Our thesis is based on our analysis of the company's outlook, financial performance, catalysts, valuation and risk profile.

SELL: We have a negative outlook on the stock based on our expected absolute or relative return over the investment period. Our thesis is based on our analysis of the company's outlook, financial performance, catalysts, valuation and risk profile. We recommend investors reduce their position.

Under Review: We actively follow the company, although our estimates, rating and target price are under review.

Restricted: The rating and target price have been suspended temporarily to comply with applicable regulations and/or Yuanta policies.

Note: Yuanta research coverage with a Target Price is based on an investment period of 12 months. Greater China Discovery Series coverage does not have a formal 12 month Target Price and the recommendation is based on an investment period specified by the analyst in the report.

Global Disclaimer

© 2018 Yuanta. All rights reserved. The information in this report has been compiled from sources we believe to be reliable, but we do not hold ourselves responsible for its completeness or accuracy. It is not an offer to sell or solicitation of an offer to buy any securities. All opinions and estimates included in this report constitute our judgment as of this date and are subject to change without notice.

This report provides general information only. Neither the information nor any opinion expressed herein constitutes an offer or invitation to make an offer to buy or sell securities or other investments. This material is prepared for general circulation to clients and is not intended to provide tailored investment advice and does not take into account the individual financial situation and objectives of any specific person who may receive this report. Investors should seek financial advice regarding the appropriateness of investing in any securities, investments or investment strategies discussed or recommended in this report. The information contained in this report has been compiled from sources believed to be reliable but no representation or warranty, express or implied, is made as to its accuracy, completeness or correctness. This report is not (and should not be construed as) a solicitation to act as securities broker or dealer in any jurisdiction by any person or company that is not legally permitted to carry on such business in that jurisdiction.

Yuanta research is distributed in the United States only to Major U.S. Institutional Investors (as defined in Rule 15a-6 under the Securities Exchange Act of 1934, as amended and SEC staff interpretations thereof). All transactions by a US person in the securities mentioned in this report must be effected through a registered broker-dealer under Section 15 of the Securities Exchange Act of 1934, as amended. Yuanta research is distributed in Taiwan by Yuanta Securities Investment Consulting. Yuanta research is distributed in Hong Kong by Yuanta Securities (Hong Kong) Co. Limited, which is licensed in Hong Kong by the Securities and Futures Commission for regulated activities, including Type 4 regulated activity (advising on securities). In Hong Kong, this research report may not be redistributed, retransmitted or disclosed, in whole or in part or and any form or manner, without the express written