

當日市場：VN30-Index 大幅收窄跌幅

2022/01/19

市場走勢


市場指數	VNI	HNI	UPCOM
收盤	1,437.41	420.10	107.35
%日	-1.06%	-5.67%	-1.84%
%週	-3.68%	-12.77%	-6.28%
%月	-2.86%	-7.91%	-3.81%
%年	20.59%	82.26%	36.66%
成交值(Bil.VND)			
當日	22,936	2,412	1,832
日均量/週	28,688	3,535	2,111
日均量/月	30,280	3,754	2,342
外資進出			
買進	2,371.44	23.84	33.06
賣出	1,473.20	19.69	336.67
買賣超	898.24	4.15	-303.61
市場漲跌家數			
上漲	97	42	74
下跌	282	195	268
持平	43	117	561
市場指標			
P/E	17.06	23.62	24.67
總市值 (兆盾)	5,704	481	1,457
股息殖利率	2.07%	3.39%	3.79%

資料源: Bloomberg - YSVN

VNINDEX



HNIINDEX



市場走勢

市場在盤中繼續下跌，但在尾盤收窄跌幅。VNI-Index 收跌 1.06%，止於 1437.41 點，HNX-Index 下跌 5.67%，Upcom-Index 下跌 1.84%。交易額較前一交易日有所下降，在所有 3 大市場均達到 24 兆 6,290 億越南盾。

當天的積極點是大型股與 19 檔上漲和 11 檔下跌出現積極的分化。GAS (+2.3%) 由於油價持續上漲隨著 BID (+2.9%)、STB (+4%)、STB (+2%)、HDB (+1.9%)、VJC (+3.3%) 比市場大幅上漲。相反，POW (-6.7%)、BVH (-2.1%)、SSI (-6.6%)、TPB (-3.2%)、VHM (-2.7%) 當天錄得強勁調整的階段。

在行業方面，水和煤氣股、旅遊和娛樂股是當日上漲的兩大板塊，而金融服務股則繼續強勢下跌。

外資買超超過 5980 億越南盾。STB (1300 億)、SSI (450 億)、VNM (440 億) 在買超方面領先。另一方面，SGB (3090 億)、CTG (710 億)、HPG (560 億) 被拋售最多的股票。

市場短期觀點

我們認為下个交易日市場可能會復甦，VN-Index 可能在 1,450 點附近波動。同時，情緒指標大幅跌入至過度悲觀的區域，顯示短期風險處於下跌的趨勢，市場可能會出現短期復甦的跨度。我們認為的積極點是現金流向大型股移動。

大盤短期走勢仍為下跌。因此，我們建議短期投資者在此階段限制賣出，優先考慮復甦時降低保證金的策略。同時，短期投資者在現階段不宜抄底或購買新股。

請在 <https://ysradar.yuanta.com.vn/> 查看有關股票的信號。



We Create Fortune

熱門技術分析圖



We Create Fortune

技術分析圖



指數技術分析圖 VN-Index



指數技術分析圖 HNX-Index

指數	短期趨勢	中期趨勢	阻力區 1	阻力區 2	支撐區 1	支撐區 2
VN-Index	下跌	上漲	1500	1530	1210	970
HNX-Index	下跌	上漲	470	500	300	180
VN30	下跌	上漲	1550	1570	1445	960
VNMidcaps	下跌	上漲	1,730	1800	1650	963
VNSmallcaps	下跌	上漲	1430	1450	1400	804

We Create Fortune

胡志明市交易所 (HSX)

	收盤	漲跌%
VNI	1437.41	-1.06%
VN30	1476.59	-0.14%
VN Mid	1985.55	-2.63%
VN Small	1912.33	-4.14%

河內交易所 (HSX)

	收盤	漲跌%
HNI	420.1	-5.67%
HN30	737.06	-5.86%
VNX AllSh	1464.12	-1.08%

UPCOM 市場 (UPCoM)

	收盤	漲跌%
UPCoM	107.35	-1.84%

外資交易	成交值 (BiL.VND)
買進	2371.44
賣出	1473.2
買超/賣超	898.24

外資交易	成交值 (BiL.VND)
買進	23.84
賣出	19.69
買超/賣超	4.15

外資交易	成交值 (BiL.VND)
買進	33.06
賣出	336.67
買超/賣超	-303.61

上漲排名/股碼	漲跌(VND)	漲跌%
DCM	1900	6.99%
DPM	2700	6.89%
AGM	2050	6.84%
VRC	1850	6.28%
PVD	1800	5.63%

上漲排名/股碼	漲跌(VND)	漲跌%
VIT	1500	6.38%
PTI	2000	3.51%
PLC	1500	3.33%
PVS	900	3.21%
SCG	1800	2.33%

上漲排名/股碼	漲跌(VND)	漲跌%
PFL	455	3.64%
OIL	569	2.95%
SIG	189	0.71%
MCM	209	0.39%
DTE	28	0.12%

下跌排名/股碼	漲跌(VND)	漲跌%
FLC	-1050	-7.00%
TCH	-1550	-7.00%
JVC	-650	-7.00%
C32	-2350	-6.99%
VIX	-2000	-6.99%

下跌排名/股碼	漲跌(VND)	漲跌%
CEO	-6400	-10.00%
CSC	-11400	-10.00%
L18	-5700	-10.00%
L14	-39200	-9.99%
APS	-2900	-9.97%

下跌排名/股碼	漲跌(VND)	漲跌%
MKP	-6968	-12.62%
SNZ	-7170	-12.49%
G36	-2585	-12.49%
PXL	-1918	-10.96%
SBS	-1487	-9.78%

*備註: 市值>5,000 億盾; 成交值>15 億盾

市值排名/股碼	BiL.VND
VCB	407,943
VIC	369,106
VHM	344,430
BID	220,805
GAS	200,199

市值排名/股碼	BiL.VND
THD	81,165
KSF	30,000
IDC	19,500
NVB	18,876
VCS	16,992

市值排名/股碼	BiL.VND
ACV	192,865
MCH	80,768
BSR	73,234
VEA	57,063
PGV	43,529

交易量排名/股碼	成交值	30 日均
STB	39,796,700	28,070,140
POW	27,566,100	32,683,395
GEX	22,936,100	21,809,905
HAG	21,903,300	35,731,700
HPG	21,441,900	16,582,540

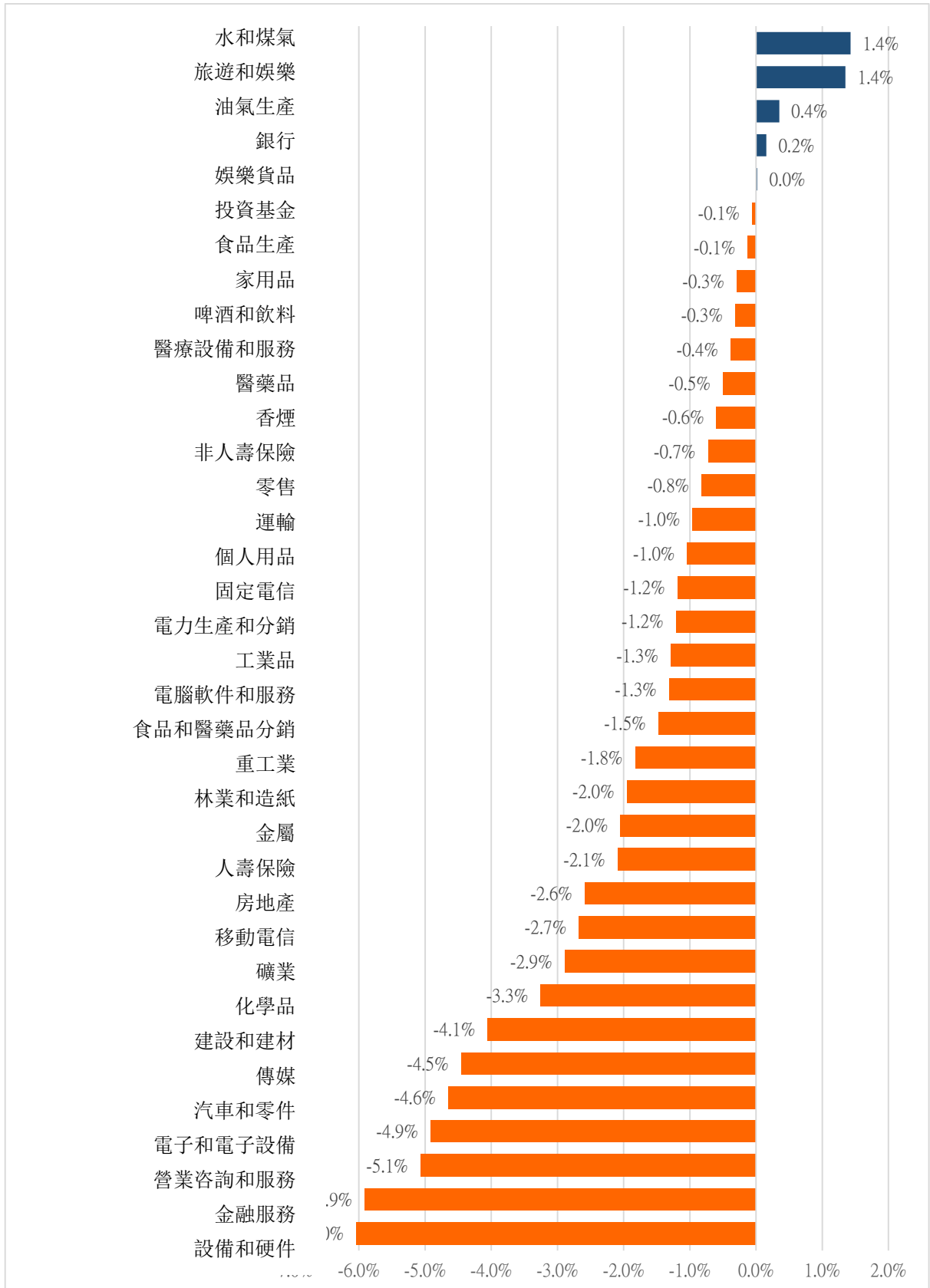
交易量排名/股碼	成交值	30 日均
PVS	11,883,049	7,420,993
SHS	8,099,121	6,812,992
ART	7,184,930	6,536,509
HUT	3,415,169	2,644,550
CEO	3,375,090	8,681,881

交易量排名/股碼	成交值	30 日均
SGB	17,047,999	298,061
BSR	9,612,727	9,985,595
VHG	6,478,296	10,779,866
OIL	5,024,605	3,469,715
C4G	4,114,074	3,670,343

資料源: Bloomberg & Yuanta Research

We Create Fortune

各行業板塊的交易走勢

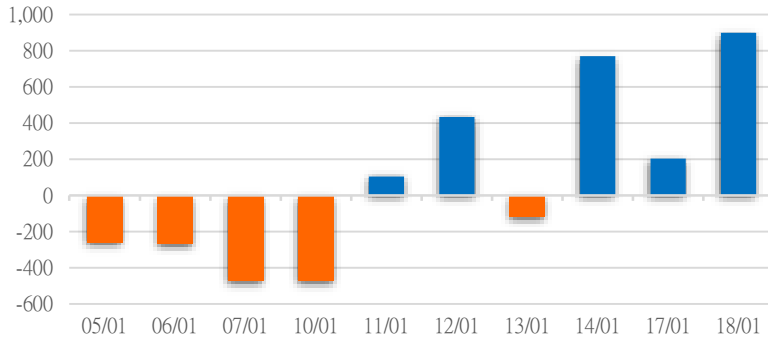


資料源: FiinPro - YSVN

We Create Fortune

外資買進賣統計

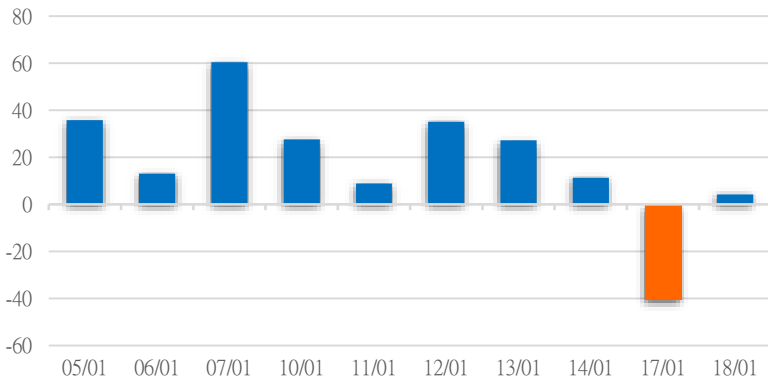
HSX 外資每日買/賣超



證券代碼	買超金額 (Mil.VND)	證券代碼	賣超金額 (Mil.VND)
STB	129,736	CTG	71,128
SSI	45,005	HPG	56,424
VNM	43,696	VHM	43,506
DPM	43,061	TPB	30,923
VCB	36,989	HDG	11,591

HSX 外資買/賣超的前 5 名

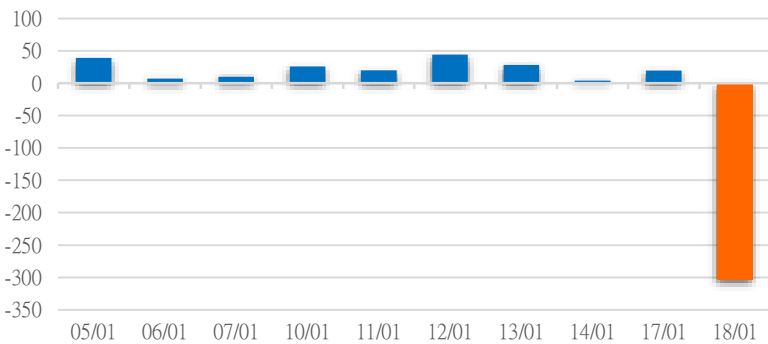
HNX 外資每日買/賣超



證券代碼	買超金額 (Mil.VND)	證券代碼	賣超金額 (Mil.VND)
PVI	5,719	THD	5,005
TNG	728	PVS	496
KLF	664	TTH	394
IDC	620	CEO	327
MBG	530	L14	283

HNX 外資買/賣超的前 5 名

UPCOM 外資每日買/賣超



證券代碼	買超金額 (Mil.VND)	證券代碼	賣超金額 (Mil.VND)
TOW	10,549	SGB	309,125
CLX	5,969	IDP	21,785
MCM	2,472	NED	887
QNS	2,282	VEA	373
NTC	1,761	PVM	29

UPCOM 外資買/賣超的前 5 名

源: FiinPro - YSVN

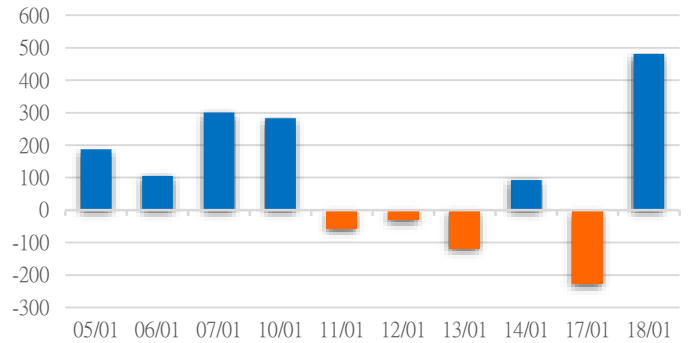
We Create Fortune

自營統計

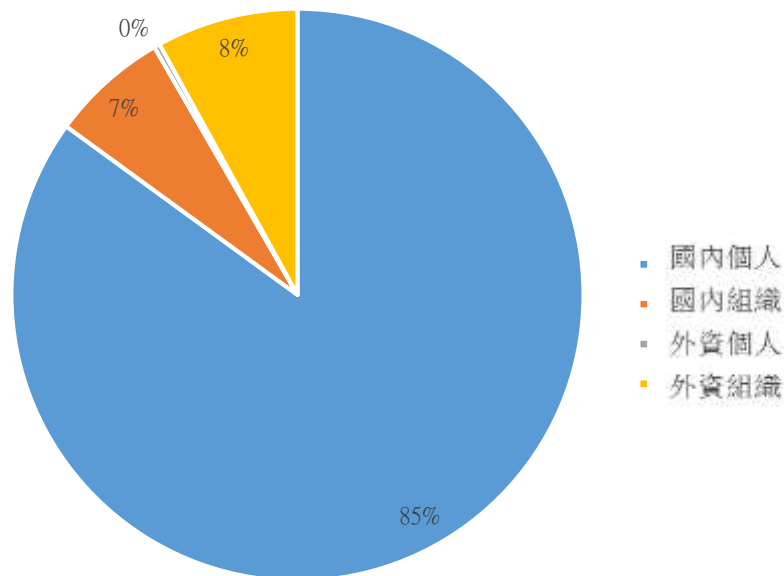
證券代碼	買超金額 (Mil.VND)	證券代碼	賣超金額 (Mil.VND)
VHM	39,251	E1VFN30	25,588
TCB	35,160	FUEVFN30	16,146
FPT	34,623	FUESSVFL	13,337
STB	33,733	NKG	10,203
VIC	33,463	NVL	9,737

券商自營交易最大前名

券商自營交易每日買/賣超
(Bil.VND)

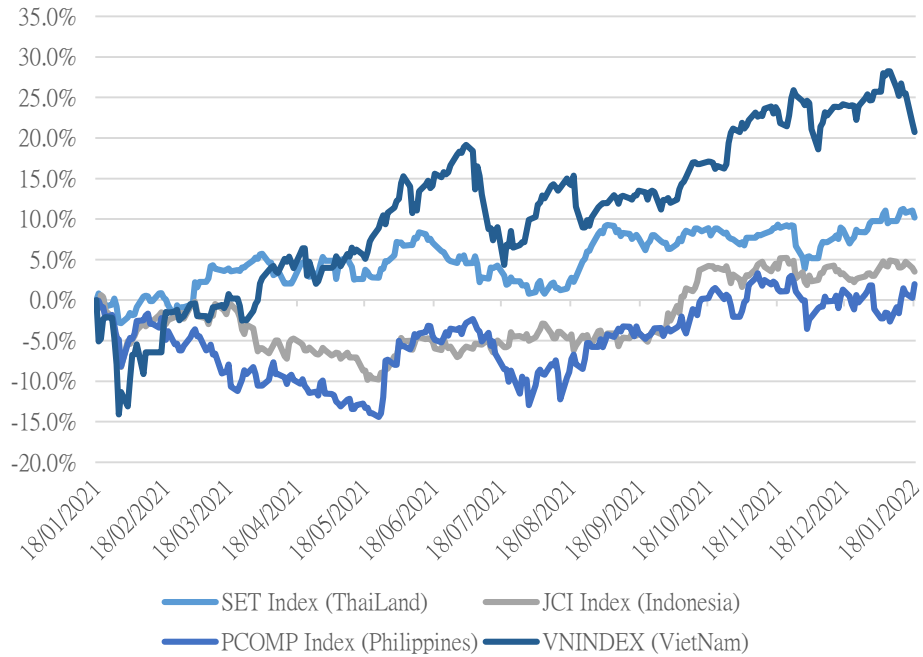


越南證券市場投資人類別統計



資料源: FiinPro - YSVN

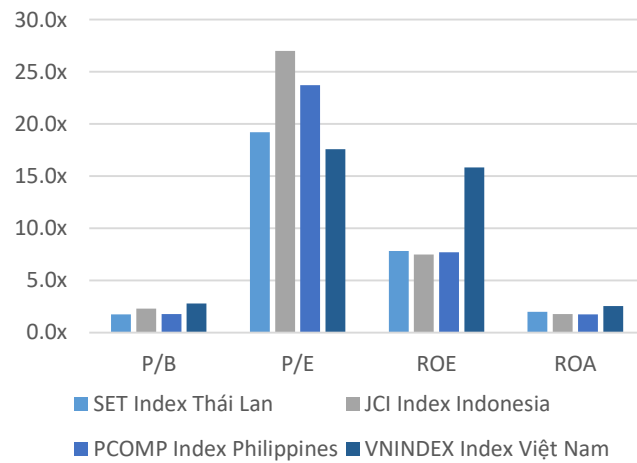
東南亞主要市場走勢比較



東南亞主要市場數據

		Thailand	Indonesia	Philippines	Vietnam
P/B		1.8x	2.2x	1.8x	2.7x
P/E		15.5x	24.99	24.1x	17.4x
ROE	%	7.58	7.85	7.69	16.00
ROA	%	1.91	1.90	1.73	2.64
Vốn hóa	Tỷ USD	593.64	578.90	186.92	259.36
GTGD	Triệu USD	2.41	0.74	0.08	1.52
LS cổ tức	%	2.62	2.03	1.57	1.14

源: Bloomberg & YSVN





We Create Fortune

元大證券（越南）公司

個人客戶分析部

Nguyễn Thế Minh
研究分析經理
+84 28 3622 6868 ext 3826
minh.nguyen@yuanta.com.vn

Lý Thị Hiền
研究分析主管
+84 28 3622 6868 ext 3908
hien.ly@yuanta.com.vn

Quách Đức Khánh
研究分析副主管
+84 28 3622 6868 ext 3833
khanh.quach@yuanta.com.vn

Khổng Hữu Hiệp
高級分析專員
+84 28 3622 6868 ext 3912
hiep.khong@yuanta.com.vn

Nguyễn Trịnh Ngọc Hồng
高級分析專員
+84 28 3622 6868 ext 3832
hong.nguyen@yuanta.com.vn

Phạm Tấn Phát
高級分析專員
+84 28 3622 6868 ext 3880
phat.pham@yuanta.com.vn

個人客戶業務部

Phạm Đắc Thành
北部分行經理
+84 28 3622 6868 ext 3416
thanh.pham@yuanta.com.vn

Võ Thị Thu Thủy
平陽分行經理
+84 28 3622 6868 ext 3505
thuy.vo@yuanta.com.vn

Lương Kỳ Ty
堤岸分行經理
+84 28 3622 6868 ext 3653
ty.luong@yuanta.com.vn

Bùi Quốc Phong
同奈分行經理
+84 28 3622 6868 ext 3701
phong.bui@yuanta.com.vn

Võ Đình Tuấn
峴港分行經理
+84 28 3622 6868 ext 3301
tuan.vo@yuanta.com.vn

Nguyễn Việt Quang
河內分行經理
+84 28 3622 6868 ext 3404
quang.nguyen@yuanta.com.vn

Đinh Thị Thu Cúc
頭頓分行經理
+84 28 3622 6868 ext 3203
cuc.dinh@yuanta.com.vn

Appendix A: Important Disclosures

Analyst Certification

Each research analyst primarily responsible for the content of this research report, in whole or in part, certifies that with respect to each security or issuer that the analyst covered in this report: (1) all of the views expressed accurately reflect his or her personal views about those securities or issuers; and (2) no part of his or her compensation was, is, or will be, directly or indirectly, related to the specific recommendations or views expressed by that research analyst in the research report.

Ratings Definitions

BUY: We have a positive outlook on the stock based on our expected absolute or relative return over the investment period. Our thesis is based on our analysis of the company's outlook, financial performance, catalysts, valuation and risk profile. We recommend investors add to their position.

HOLD-Outperform: In our view, the stock's fundamentals are relatively more attractive than peers at the current price. Our thesis is based on our analysis of the company's outlook, financial performance, catalysts, valuation and risk profile.

HOLD-Underperform: In our view, the stock's fundamentals are relatively less attractive than peers at the current price. Our thesis is based on our analysis of the company's outlook, financial performance, catalysts, valuation and risk profile.

SELL: We have a negative outlook on the stock based on our expected absolute or relative return over the investment period. Our thesis is based on our analysis of the company's outlook, financial performance, catalysts, valuation and risk profile. We recommend investors reduce their position.

Under Review: We actively follow the company, although our estimates, rating and target price are under review.

Restricted: The rating and target price have been suspended temporarily to comply with applicable regulations and/or Yuanta policies.

Note: Yuanta research coverage with a Target Price is based on an investment period of 12 months. Greater China Discovery Series coverage does not have a formal 12 month Target Price and the recommendation is based on an investment period specified by the analyst in the report.

Global Disclaimer

© 2018 Yuanta. All rights reserved. The information in this report has been compiled from sources we believe to be reliable, but we do not hold ourselves responsible for its completeness or accuracy. It is not an offer to sell or solicitation of an offer to buy any securities. All opinions and estimates included in this report constitute our judgment as of this date and are subject to change without notice.

This report provides general information only. Neither the information nor any opinion expressed herein constitutes an offer or invitation to make an offer to buy or sell securities or other investments. This material is prepared for general circulation to clients and is not intended to provide tailored investment advice and does not take into account the individual financial situation and objectives of any specific person who may receive this report. Investors should seek financial advice regarding the appropriateness of investing in any securities, investments or investment strategies discussed or recommended in this report. The information contained in this report has been compiled from sources believed to be reliable but no representation or warranty, express or implied, is made as to its accuracy, completeness or correctness. This report is not (and should not be construed as) a solicitation to act as securities broker or dealer in any jurisdiction by any person or company that is not legally permitted to carry on such business in that jurisdiction.

Yuanta research is distributed in the United States only to Major U.S. Institutional Investors (as defined in Rule 15a-6 under the Securities Exchange Act of 1934, as amended and SEC staff interpretations thereof). All transactions by a US person in the securities mentioned in this report must be effected through a registered broker-dealer under Section 15 of the Securities Exchange Act of 1934, as amended. Yuanta research is distributed in Taiwan by Yuanta Securities Investment Consulting. Yuanta research is distributed in Hong Kong by Yuanta Securities (Hong Kong) Co. Limited, which is licensed in Hong Kong by the Securities and Futures Commission for regulated activities, including Type 4 regulated activity (advising on securities). In Hong Kong, this research report may not be redistributed, retransmitted or disclosed, in whole or in part or and any form or manner, without the express written