

當日市場：中小型股強勢恢復

2022/01/21

市場走勢


市場指數	VNI	HNI	UPCOM
收盤	1,465.30	411.80	109.67
%日	1.56%	0.61%	1.70%
%週	-2.06%	-10.64%	-2.66%
%月	-0.81%	-9.41%	-1.22%
%年	29.14%	76.54%	43.96%
成交值(Bil.VND)			
當日	22,411	2,426	1,145
日均量/週	24,472	2,728	1,572
日均量/月	29,620	3,612	2,234
外資進出			
買進	1,324.14	32.60	20.29
賣出	1,474.90	11.16	5.24
買賣超	-150.76	21.44	15.05
市場漲跌家數			
上漲	313	193	222
下跌	70	60	114
持平	39	101	567
市場指標			
P/E	16.90	21.58	24.35
總市值 (兆盾)	5,665	451	1,428
股息殖利率	2.05%	3.40%	3.78%

資料源: Bloomberg - YSVN

VNINDEX



HNIINDEX



市場走勢

由於銀行股領漲和中小型股恢復，市場擴大恢復的跨度。VNI-Index 收漲 1.56%，止於 1465.3 點，HNX-Index 上漲 0.61%，Upcom-Index 上漲 1.7%。與前一交易日相比，交易額增長 28%，在 3 大市場所達到 24 兆 4,130 億越南盾。

銀行股維持漲勢，支撐大盤的情緒，尤其是 BID 漲停，收盤接近 47,000 越南盾/股的舊高點。此外，CTG (+3.8%)、MBB (+2%)、VPB (+1.3%)、STB (+2.7%) 上漲。此外，POW (+5.9%)、HPG (+1.1%)、MSN (+1.2%)、VHM (+1.3%) 等其他大型股也有所恢復。

當天的焦點是中小型股強勁恢復，VNMID-Index 和 VNSML-Index 分別上漲 2.71% 和 2.54%。

外資賣超超過 1140 億越南盾，其中 NVL (1210 億)、NLG (1130 億) 和 STB (450 億) 被拋售最多的股票。另一方面，HPG (580 億)、CTG (500 億)、GAS (290 億) 在買超方面領先。

市場短期觀點

我們認為市場可能在下個交易日恢復，VN-Index 可能重新測試 1,490 點。同時，短期現金流可能會改善，特別是投機現金流在 2022 年 1 月 20 日交易時段釋放，我們預計現金流可以很快回歸大型股。此外，短期情緒指標在過度悲觀區間恢復，顯示短期風險依然較低，市場在未來幾個交易日仍可出現恢復的階段。

大盤短期走勢仍為下跌。因此，我們建議短期投資者可以停止拋售並觀察市場，如果投資者的保證金比例較高，在恢復時仍應考慮逐步減少。此外，短期投資者也可以考慮低比例以購買新股。

請在 <https://ysradar.yuanta.com.vn/> 查看有關股票的信號。

We Create Fortune

技術分析圖



指數技術分析圖 VN-Index



指數技術分析圖 HNX-Index

指數	短期趨勢	中期趨勢	阻力區 1	阻力區 2	支撐區 1	支撐區 2
VN-Index	下跌	上漲	1500	1530	1210	970
HNX-Index	下跌	上漲	470	500	300	180
VN30	下跌	上漲	1550	1570	1445	960
VNMidcaps	下跌	上漲	1,730	1800	1650	963
VNSmallcaps	下跌	上漲	1430	1450	1400	804

We Create Fortune

胡志明市交易所 (HSX)

	收盤	漲跌%
VNI	1465.3	1.56%
VN30	1492.81	0.69%
VN Mid	2055.62	2.71%
VN Small	1945.08	2.54%

河內交易所 (HSX)

	收盤	漲跌%
HNI	411.8	0.61%
HN30	737.59	2.25%
VNX AllSh	1489.1	1.29%

UPCOM 市場 (UPCoM)

	收盤	漲跌%
UPCoM	109.67	1.70%

外資交易	成交值 (BiL.VND)
買進	1324.14
賣出	1474.9
買超/賣超	-150.76

外資交易	成交值 (BiL.VND)
買進	32.60
賣出	11.16
買超/賣超	21.44

外資交易	成交值 (BiL.VND)
買進	20.29
賣出	5.24
買超/賣超	15.05

上漲排名/股碼	漲跌(VND)	漲跌%
VPH	1050	7.00%
DAG	690	7.00%
HDC	5400	6.99%
HID	670	6.99%
BID	3050	6.99%

上漲排名/股碼	漲跌(VND)	漲跌%
SCG	8300	10.00%
L14	31700	9.97%
APS	2600	9.96%
L18	4600	9.96%
API	5900	9.88%

上漲排名/股碼	漲跌(VND)	漲跌%
IDP	16800	14.93%
C4G	2072	12.19%
SNZ	5435	10.39%
G36	1541	9.57%
PRT	1394	6.51%

下跌排名/股碼	漲跌(VND)	漲跌%
DGW	-7700	-6.99%
QCG	-1050	-6.95%
ROS	-630	-6.93%
CII	-2550	-6.93%
FLC	-900	-6.92%

下跌排名/股碼	漲跌(VND)	漲跌%
THD	-18800	-10.00%
VIT	-2500	-9.26%
NBC	-500	-3.18%
SZB	-900	-2.15%
BNA	-500	-1.19%

下跌排名/股碼	漲跌(VND)	漲跌%
BTV	-4200	-14.89%
HNE	-1263	-9.43%
VHG	-315	-3.42%
OIL	-651	-3.29%
VAB	-232	-1.57%

*備註: 市值>5,000 億盾; 成交值>15 億盾

市值排名/股碼	BiL.VND
VCB	410,782
VIC	364,540
VHM	337,899
BID	220,805
GAS	204,793

市值排名/股碼	BiL.VND
THD	65,800
KSF	29,250
IDC	19,410
VCS	16,992
BAB	16,569

市值排名/股碼	BiL.VND
ACV	191,378
MCH	80,715
BSR	73,631
VEA	55,758
PGV	44,130

交易量排名/股碼	成交值	30 日均
FLC	42,901,500	30,926,800
CII	39,854,000	10,189,214
LDG	33,408,400	16,744,132
HAG	31,633,300	34,606,182
STB	31,453,900	28,267,345

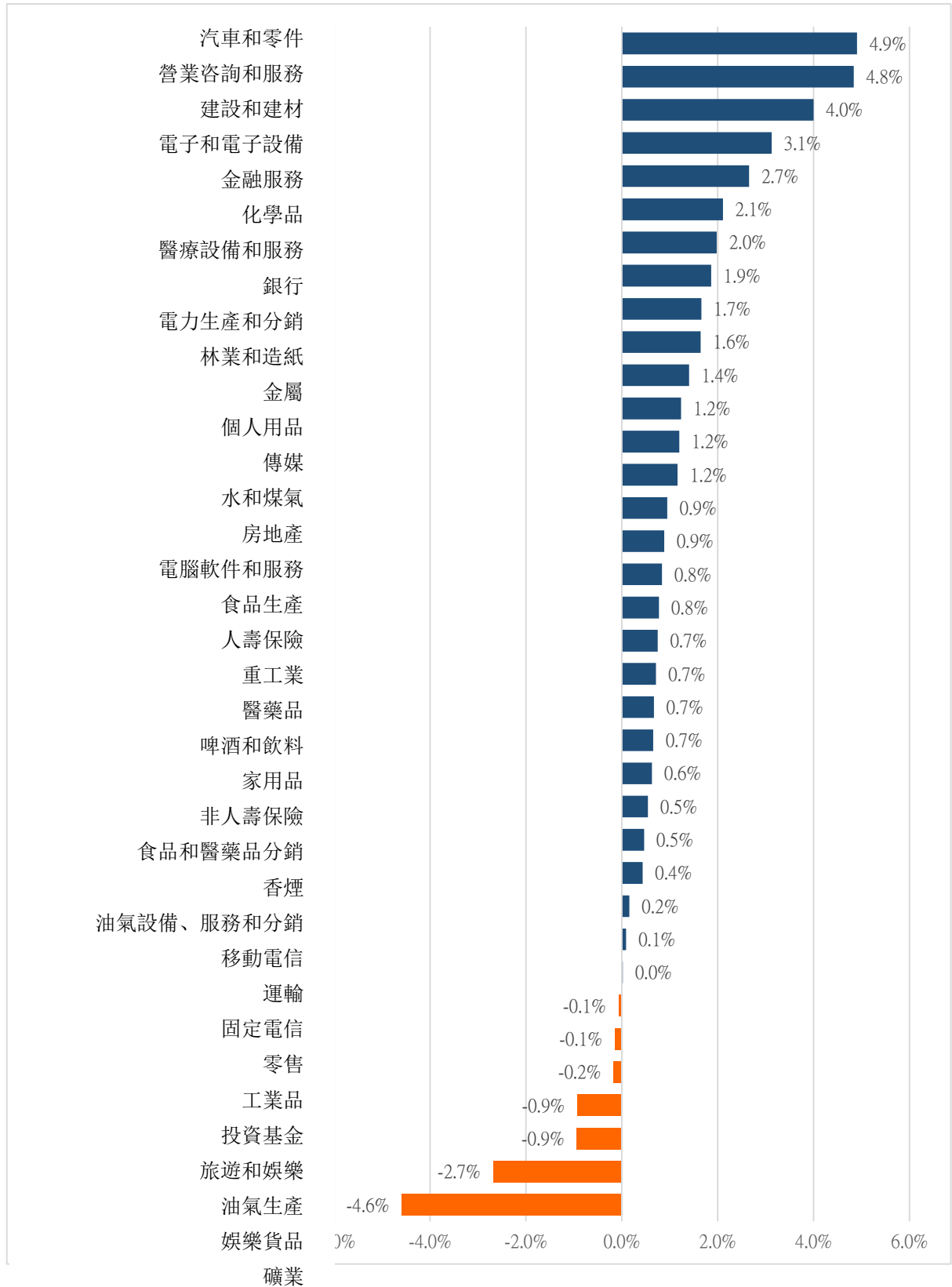
交易量排名/股碼	成交值	30 日均
CEO	11,359,839	8,079,538
KLF	6,793,814	10,718,075
PVS	5,916,963	7,600,135
SHS	4,705,511	6,736,257
VIT	4,347,635	36,912

交易量排名/股碼	成交值	30 日均
VHG	13,231,744	10,515,981
BSR	5,311,338	9,819,965
OIL	3,759,011	3,511,192
C4G	3,305,029	3,749,835
PAS	3,287,000	1,495,051

資料源: Bloomberg & Yuanta Research

We Create Fortune

各行業板塊的交易走勢

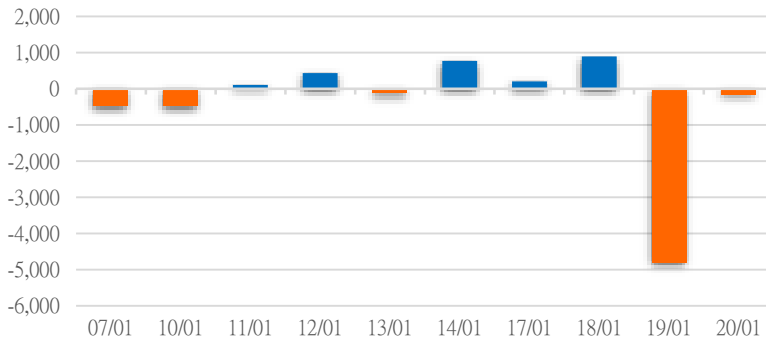


資料源: FiinPro - YSVN

We Create Fortune

外資買進賣統計

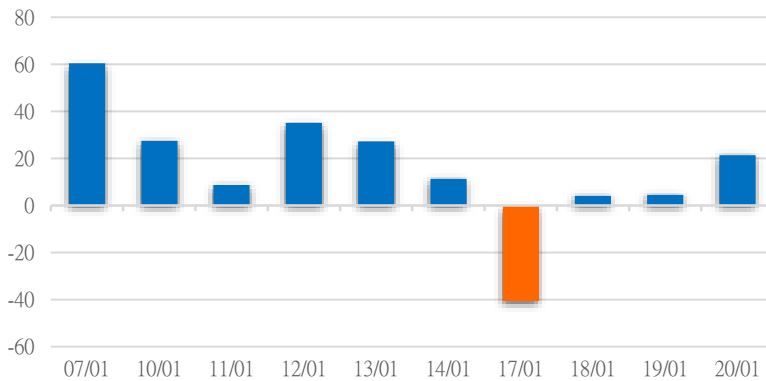
HSX 外資每日買/賣超



證券代碼	買超金額 (Mil.VND)	證券代碼	賣超金額 (Mil.VND)
HPG	57,859	NVL	120,719
CTG	49,738	NLG	113,047
GAS	28,751	STB	46,319
MSN	26,098	DGW	39,026
HDB	25,804	CII	30,241

HSX 外資買/賣超的前 5 名

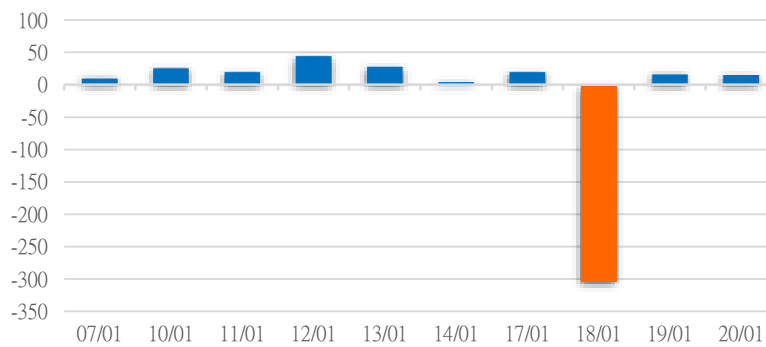
HNX 外資每日買/賣超



證券代碼	買超金額 (Mil.VND)	證券代碼	賣超金額 (Mil.VND)
PVS	6,889	LHC	3,418
PVI	3,246	THD	3,177
SHS	2,019	BNA	1,359
PSD	505	APS	896
MBG	425	DL1	460

HNX 外資買/賣超的前 5 名

UPCOM 外資每日買/賣超



證券代碼	買超金額 (Mil.VND)	證券代碼	賣超金額 (Mil.VND)
CLX	6,631	NED	330
QNS	2,260	QTP	192
MCM	1,521	VCR	150
BDG	1,320	PAS	99
MML	765	MIC	84

UPCOM 外資買/賣超的前 5 名

源: FiinPro - YSVN

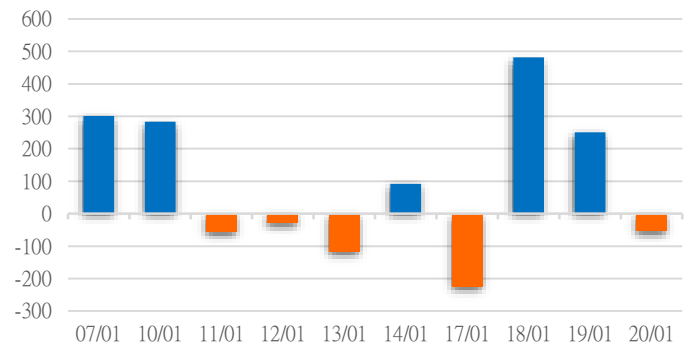
We Create Fortune

自營統計

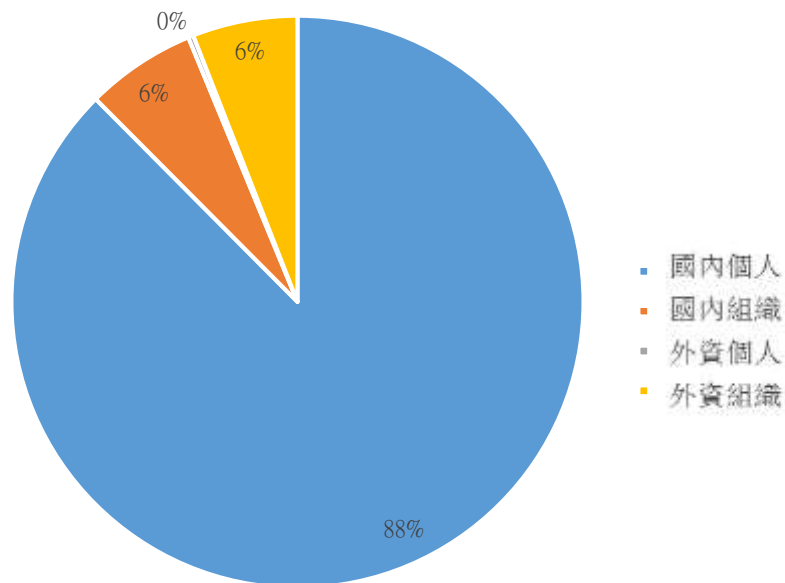
證券代碼	買超金額 (Mil.VND)	證券代碼	賣超金額 (Mil.VND)
MBB	13,713	CII	17,961
FUEVFNVD	10,105	KBC	15,018
FPT	8,123	ACB	8,977
MWG	3,910	CTG	8,293
DBC	3,578	MSN	7,563

券商自營交易最大前名

券商自營交易每日買/賣超 (Bil.VND)

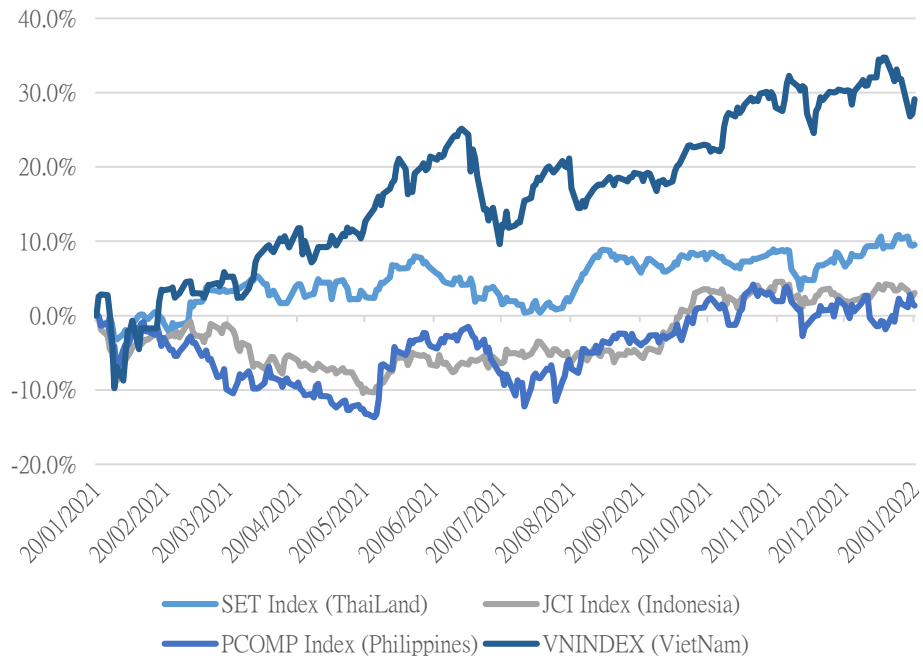


越南證券市場投資人類別統計



資料源: FiinPro - YSVN

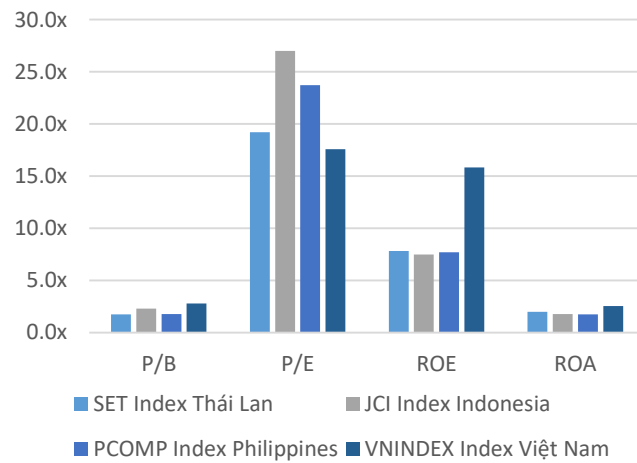
東南亞主要市場走勢比較



東南亞主要市場數據

		Thailand	Indonesia	Philippines	Vietnam
P/B		1.8x	2.2x	1.8x	2.7x
P/E		15.2x	24.84	23.9x	17.0x
ROE	%	7.76	7.86	7.69	15.99
ROA	%	1.96	1.91	1.73	2.64
Vốn hóa	Tỷ USD	592.16	576.10	187.35	248.48
GTGD	Triệu USD	2.70	0.70	0.06	0.71
LS cổ tức	%	2.64	2.04	1.59	1.17

源: Bloomberg & YSVN





We Create Fortune

元大證券（越南）公司

個人客戶分析部

Nguyễn Thế Minh
研究分析經理
+84 28 3622 6868 ext 3826
minh.nguyen@yuanta.com.vn

Lý Thị Hiền
研究分析主管
+84 28 3622 6868 ext 3908
hien.ly@yuanta.com.vn

Quách Đức Khánh
研究分析副主管
+84 28 3622 6868 ext 3833
khanh.quach@yuanta.com.vn

Khổng Hữu Hiệp
高級分析專員
+84 28 3622 6868 ext 3912
hiep.khong@yuanta.com.vn

Nguyễn Trịnh Ngọc Hồng
高級分析專員
+84 28 3622 6868 ext 3832
hong.nguyen@yuanta.com.vn

Phạm Tấn Phát
高級分析專員
+84 28 3622 6868 ext 3880
phat.pham@yuanta.com.vn

個人客戶業務部

Phạm Đắc Thành
北部分行經理
+84 28 3622 6868 ext 3416
thanh.pham@yuanta.com.vn

Võ Thị Thu Thủy
平陽分行經理
+84 28 3622 6868 ext 3505
thuy.vo@yuanta.com.vn

Lương Kỳ Ty
堤岸分行經理
+84 28 3622 6868 ext 3653
ty.luong@yuanta.com.vn

Bùi Quốc Phong
同奈分行經理
+84 28 3622 6868 ext 3701
phong.bui@yuanta.com.vn

Võ Đình Tuấn
峴港分行經理
+84 28 3622 6868 ext 3301
tuan.vo@yuanta.com.vn

Nguyễn Việt Quang
河內分行經理
+84 28 3622 6868 ext 3404
quang.nguyen@yuanta.com.vn

Đinh Thị Thu Cúc
頭頓分行經理
+84 28 3622 6868 ext 3203
cuc.dinh@yuanta.com.vn

Appendix A: Important Disclosures

Analyst Certification

Each research analyst primarily responsible for the content of this research report, in whole or in part, certifies that with respect to each security or issuer that the analyst covered in this report: (1) all of the views expressed accurately reflect his or her personal views about those securities or issuers; and (2) no part of his or her compensation was, is, or will be, directly or indirectly, related to the specific recommendations or views expressed by that research analyst in the research report.

Ratings Definitions

BUY: We have a positive outlook on the stock based on our expected absolute or relative return over the investment period. Our thesis is based on our analysis of the company's outlook, financial performance, catalysts, valuation and risk profile. We recommend investors add to their position.

HOLD-Outperform: In our view, the stock's fundamentals are relatively more attractive than peers at the current price. Our thesis is based on our analysis of the company's outlook, financial performance, catalysts, valuation and risk profile.

HOLD-Underperform: In our view, the stock's fundamentals are relatively less attractive than peers at the current price. Our thesis is based on our analysis of the company's outlook, financial performance, catalysts, valuation and risk profile.

SELL: We have a negative outlook on the stock based on our expected absolute or relative return over the investment period. Our thesis is based on our analysis of the company's outlook, financial performance, catalysts, valuation and risk profile. We recommend investors reduce their position.

Under Review: We actively follow the company, although our estimates, rating and target price are under review.

Restricted: The rating and target price have been suspended temporarily to comply with applicable regulations and/or Yuanta policies.

Note: Yuanta research coverage with a Target Price is based on an investment period of 12 months. Greater China Discovery Series coverage does not have a formal 12 month Target Price and the recommendation is based on an investment period specified by the analyst in the report.

Global Disclaimer

© 2018 Yuanta. All rights reserved. The information in this report has been compiled from sources we believe to be reliable, but we do not hold ourselves responsible for its completeness or accuracy. It is not an offer to sell or solicitation of an offer to buy any securities. All opinions and estimates included in this report constitute our judgment as of this date and are subject to change without notice.

This report provides general information only. Neither the information nor any opinion expressed herein constitutes an offer or invitation to make an offer to buy or sell securities or other investments. This material is prepared for general circulation to clients and is not intended to provide tailored investment advice and does not take into account the individual financial situation and objectives of any specific person who may receive this report. Investors should seek financial advice regarding the appropriateness of investing in any securities, investments or investment strategies discussed or recommended in this report. The information contained in this report has been compiled from sources believed to be reliable but no representation or warranty, express or implied, is made as to its accuracy, completeness or correctness. This report is not (and should not be construed as) a solicitation to act as securities broker or dealer in any jurisdiction by any person or company that is not legally permitted to carry on such business in that jurisdiction.

Yuanta research is distributed in the United States only to Major U.S. Institutional Investors (as defined in Rule 15a-6 under the Securities Exchange Act of 1934, as amended and SEC staff interpretations thereof). All transactions by a US person in the securities mentioned in this report must be effected through a registered broker-dealer under Section 15 of the Securities Exchange Act of 1934, as amended. Yuanta research is distributed in Taiwan by Yuanta Securities Investment Consulting. Yuanta research is distributed in Hong Kong by Yuanta Securities (Hong Kong) Co. Limited, which is licensed in Hong Kong by the Securities and Futures Commission for regulated activities, including Type 4 regulated activity (advising on securities). In Hong Kong, this research report may not be redistributed, retransmitted or disclosed, in whole or in part or and any form or manner, without the express written