

當日市場：市場繼續處於復甦的階段

2022/01/24

市場走勢

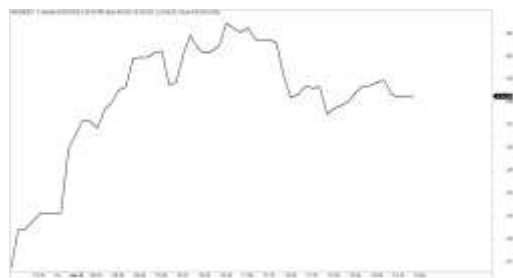
市場指數	VNI	HNI	UPCOM
收盤	1,472.89	417.84	109.68
%日	0.52%	1.47%	0.01%
%週	-1.55%	-10.50%	-2.26%
%月	-0.40%	-8.17%	-1.52%
%年	26.51%	73.90%	41.60%
成交值(Bil.VND)			
當日	22,946	2,371	2,063
日均量/週	24,492	2,616	1,632
日均量/月	29,366	3,545	2,229
外資進出			
買進	1,414.48	31.78	29.25
賣出	2,533.10	11.10	23.58
買賣超	-1,118.61	20.68	5.68
市場漲跌家數			
上漲	184	151	270
下跌	185	101	178
持平	53	102	455
市場指標			
P/E	17.26	22.00	24.89
總市值 (兆盾)	5,791	464	1,450
股息殖利率	2.04%	3.36%	3.72%

資料源: Bloomberg - YSVN

VNINDEX



HNIINDEX



市場走勢

市場在本週的最後一個交易日以漲幅收盤。VNI-Index 連續第三個交易日上漲 0.52%，止於 1472.89 點，HNX-Index 上漲 1.47%，Upcom-Index 的漲幅略高於參考水平。3 大市場的交易額達到 25 兆 7,740 億越南盾。

銀行股繼續比市場更強勁上漲，特別是 MBB (+5.3%) 以及 VCB (+2.4%)、STB (+2.4%)、ACB (+1.5%)、BID (+1.4%) 等主要貢獻於指數的漲幅。相反，SSI (-2.5%)、POW (-2.1%)、KDH (-1.7%)、VRE (-1.5%) 等股票是 VN30-Index 跌幅最大的藍籌股。硬件設備、工業產品、移動電信和油氣生產在市場領漲，而金融服務和金屬是下跌的股票。

FLC 股票經過大幅下跌調整的階段，則失去流動性，並錄得首個交易日復蘇的階段，如 ROS (+6.5%)、FLC (+6.6%)、AMD (+7%) 等股票。

外資賣超超過 1 兆 920 億越南盾，其中 KBC (2330 億)、HPG (1280 億)、DGW (890 億) 被拋售最多的股票。另一方面，VHM (870 億)、VCB (320 億)、VNM (270 億) 在買超方面領先。

市場短期觀點

我們認為 VN-Index 可能在本週首個交易日重新測試 1,490 點。同時，市場出現進入調整階段的跡象，顯示價格強勢下跌的風險已經出現下降的跡象，積極點是短期現金流在過去幾個交易日中出現積極的改善。此外，短期情緒指標從過度悲觀區間繼續上漲，顯示市場仍可能出現復甦的趨勢。

大盤短期走勢仍為下跌。因此，我們建議短期投資者可以在當前比重持有組合，並可考慮低比重買進。

根據周線圖，大盤中期趨勢已從上漲調整至中性。因此，我們建議中期投資者可以重組投資組合，並在估值偏低的大型股中持有高比重。

請在 <https://ysradar.yuanta.com.vn> 查看有關股票的信號。

We Create Fortune

技術分析圖



指數技術分析圖 VN-Index



指數技術分析圖 HNX-Index

指數	短期趨勢	中期趨勢	阻力區 1	阻力區 2	支撐區 1	支撐區 2
VN-Index	下跌	中性	1500	1530	1210	970
HNX-Index	下跌	中性	470	500	300	180
VN30	下跌	中性	1550	1570	1445	960
VNMidcaps	下跌	中性	1,730	1800	1650	963
VNSmallcaps	下跌	中性	1430	1450	1400	804

We Create Fortune

胡志明市交易所 (HSX)

	收盤	漲跌%
VNI	1472.89	0.52%
VN30	1502.16	0.63%
VN Mid	2066.77	0.54%
VN Small	1965.77	1.06%

河內交易所 (HSX)

	收盤	漲跌%
HNI	417.84	1.47%
HN30	749.64	1.63%
VNX AllSh	1498.55	0.63%

UPCOM 市場 (UPCoM)

	收盤	漲跌%
UPCoM	109.68	0.01%

外資交易	成交值 (BiL.VND)
買進	1414.48
賣出	2533.1
買超/賣超	-1118.61

外資交易	成交值 (BiL.VND)
買進	31.78
賣出	11.10
買超/賣超	20.68

外資交易	成交值 (BiL.VND)
買進	29.25
賣出	23.58
買超/賣超	5.68

上漲排名/股碼	漲跌(VND)	漲跌%
AMD	420	7.00%
VRC	1900	7.00%
DRH	1800	6.99%
SAM	1353	6.98%
ROS	590	6.97%

上漲排名/股碼	漲跌(VND)	漲跌%
IDJ	2400	10.43%
CEO	5700	10.00%
HTP	4800	10.00%
KLF	600	10.00%
L14	34900	9.99%

上漲排名/股碼	漲跌(VND)	漲跌%
HD6	4724	14.19%
VHG	1234	13.87%
SNZ	6489	11.25%
TIS	1166	11.10%
C4G	1900	9.95%

下跌排名/股碼	漲跌(VND)	漲跌%
DGW	-7100	-6.93%
FUESSVFL	-850	-3.78%
TSC	-750	-3.61%
NKG	-1200	-3.55%
CTS	-1400	-3.54%

下跌排名/股碼	漲跌(VND)	漲跌%
SLS	-13900	-8.78%
SCI	-1500	-5.28%
IDC	-3600	-5.26%
S99	-700	-3.57%
SHS	-1500	-3.53%

下跌排名/股碼	漲跌(VND)	漲跌%
VTR	-1234	-3.82%
BOT	-415	-3.49%
QTP	-556	-2.93%
PXL	-354	-2.13%
DDV	-305	-1.64%

*備註: 市值>5,000 億盾; 成交值>15 億盾

市值排名/股碼	BiL.VND
VCB	422,140
VIC	363,398
VHM	345,737
BID	239,521
GAS	205,558

市值排名/股碼	BiL.VND
THD	59,675
KSF	29,280
IDC	19,440
NVB	17,818
VCS	17,568

市值排名/股碼	BiL.VND
ACV	189,012
MCH	81,187
BSR	75,941
VEA	56,012
PGV	44,810

交易量排名/股碼	成交值	30 日均
ROS	84,154,000	33,041,795
FLC	62,434,400	33,725,659
MBB	51,731,200	13,616,400
STB	39,400,700	30,430,332
HPG	16,377,300	17,030,000

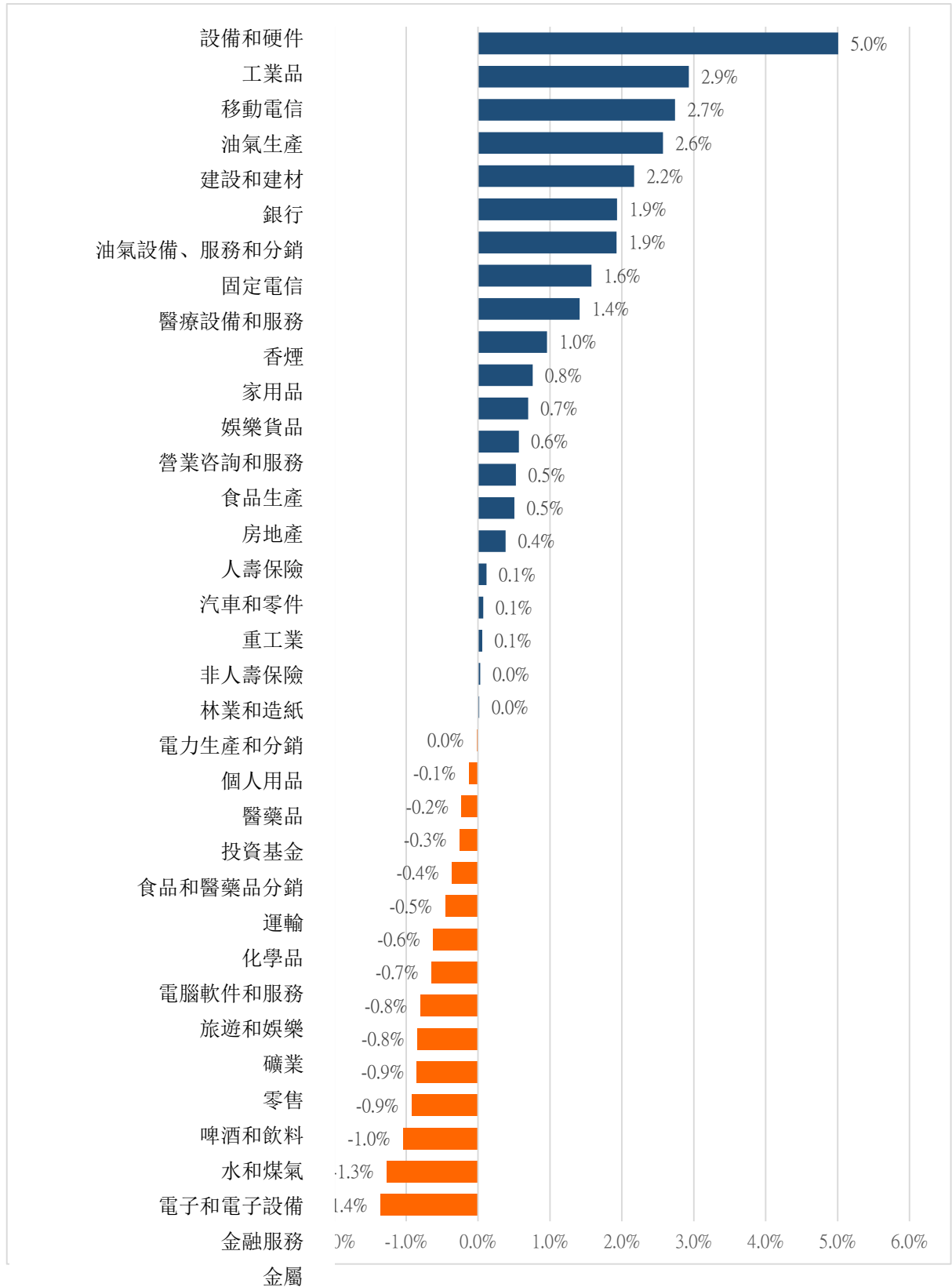
交易量排名/股碼	成交值	30 日均
PVS	14,829,567	8,033,189
ART	6,823,786	6,621,059
LDP	5,241,166	265,474
KLF	5,131,155	10,340,935
SHS	4,299,163	6,494,547

交易量排名/股碼	成交值	30 日均
BSR	32,117,188	10,898,156
PVX	9,112,177	2,292,520
KSH	7,353,935	1,764,702
VHG	6,064,110	10,964,500
OIL	4,686,576	3,751,338

資料源: Bloomberg & Yuanta Research

We Create Fortune

各行業板塊的交易走勢

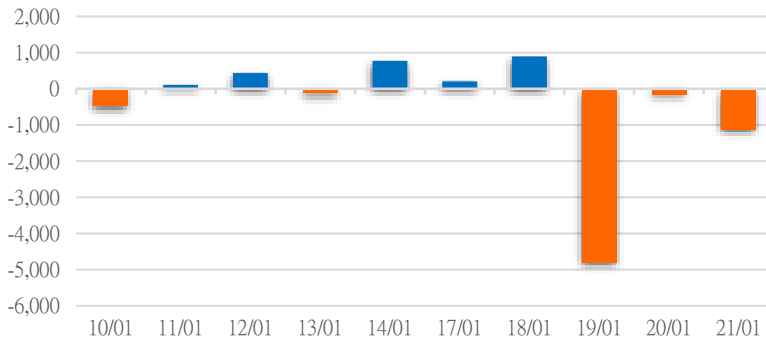


資料源:: FiinPro - YSVN

We Create Fortune

外資買進賣統計

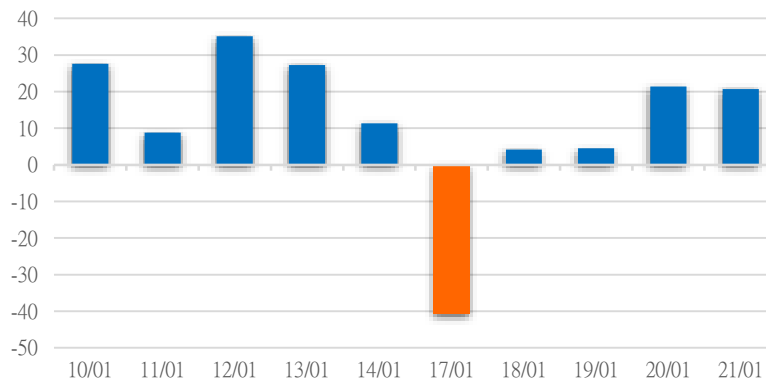
HSX 外資每日買/賣超



證券代碼	買超金額 (Mil.VND)	證券代碼	賣超金額 (Mil.VND)
VHM	86,967	KBC	233,351
VCB	32,417	HPG	127,955
VNM	27,318	DGW	89,208
PNJ	25,841	VIC	80,888
PTB	19,158	NLG	62,663

HSX 外資買/賣超的前 5 名

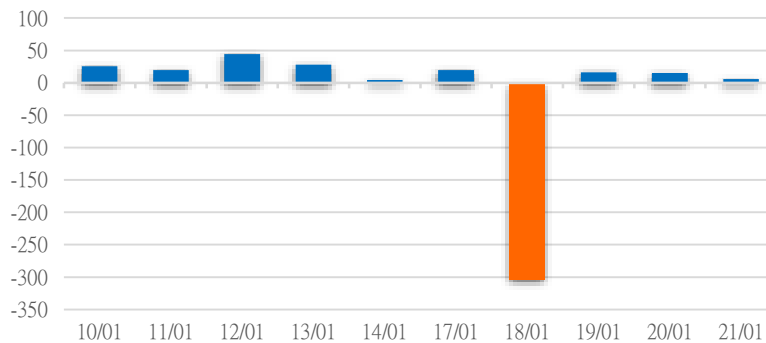
HNX 外資每日買/賣超



證券代碼	買超金額 (Mil.VND)	證券代碼	賣超金額 (Mil.VND)
PVS	17,972	THD	3,856
PVI	4,133	KVC	492
PTI	1,536	APS	366
PSD	1,311	CEO	283
EVS	780	PMC	273

HNX 外資買/賣超的前 5 名

UPCOM 外資每日買/賣超



證券代碼	買超金額 (Mil.VND)	證券代碼	賣超金額 (Mil.VND)
QNS	11,795	BSR	16,355
CLX	6,091	KSH	726
QTP	1,203	IFS	428
MML	1,162	CTR	408
ABI	964	KHB	379

UPCOM 外資買/賣超的前 5 名

源: FiinPro - YSVN

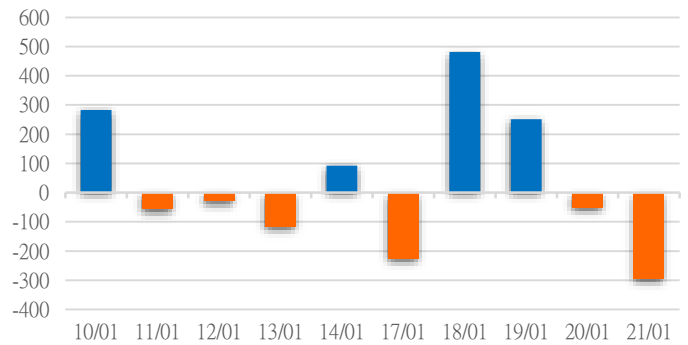
We Create Fortune

自營統計

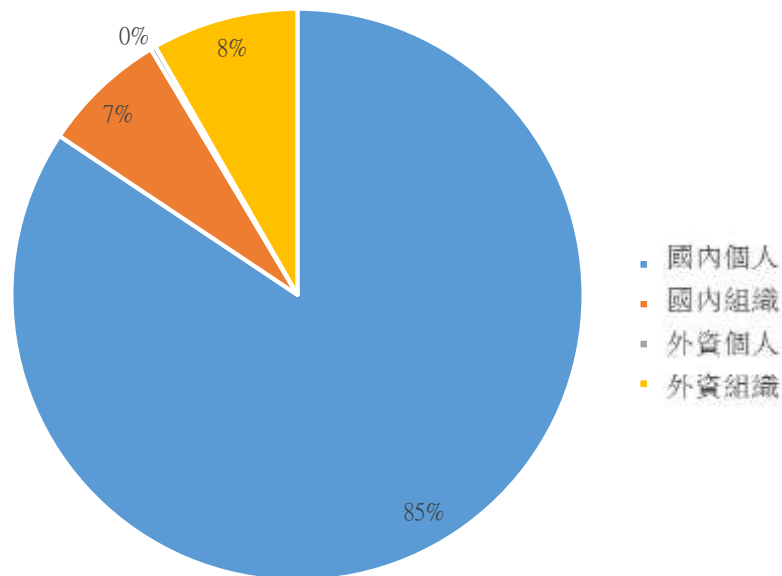
證券代碼	買超金額 (Mil.VND)	證券代碼	賣超金額 (Mil.VND)
KBC	41,562	HPG	29,729
BVH	19,663	FPT	22,949
FUEVFN30	19,259	CTG	21,771
MBB	9,513	MSN	19,153
E1VFN30	5,296	ACB	17,697

券商自營交易最大前名

券商自營交易每日買/賣超
(Bil.VND)

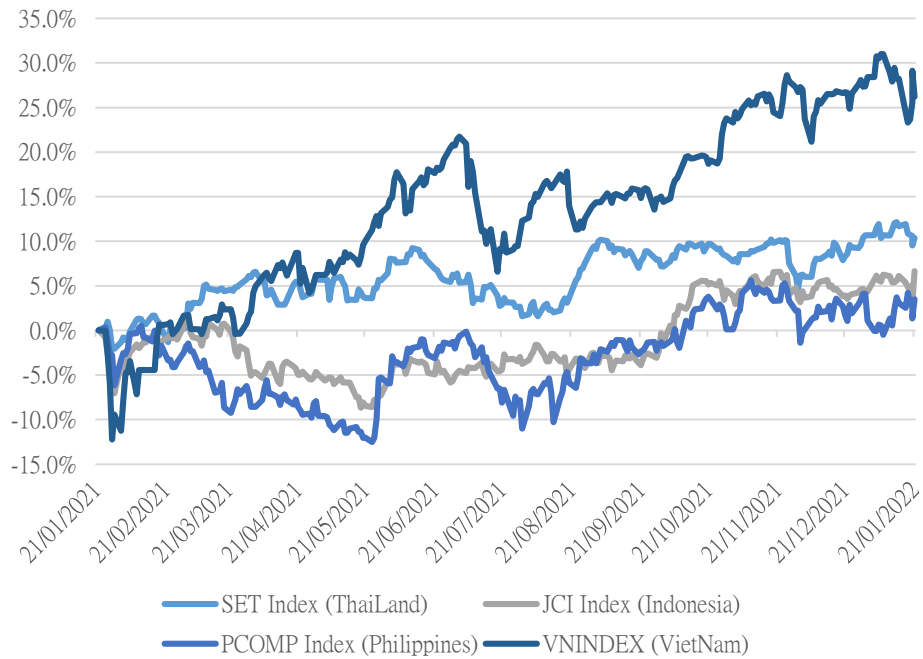


越南證券市場投資人類別統計



資料源: FiinPro - YSVN

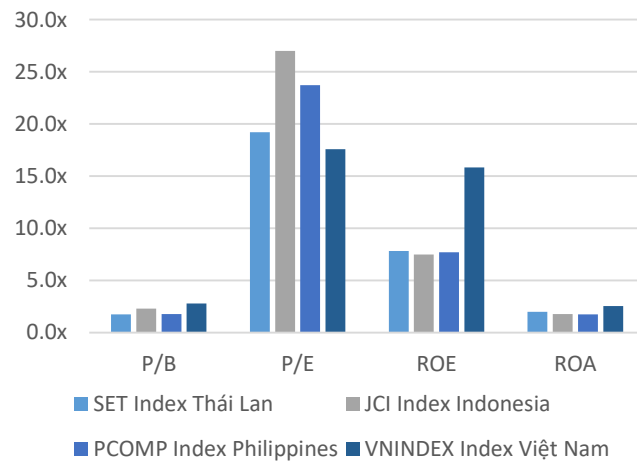
東南亞主要市場走勢比較



東南亞主要市場數據

		Thailand	Indonesia	Philippines	Vietnam
P/B		1.8x	2.2x	1.8x	2.7x
P/E		15.0x	25.24	24.0x	17.1x
ROE	%	7.83	7.86	7.69	16.01
ROA	%	1.97	1.90	1.73	2.65
Vốn hóa	Tỷ USD	589.20	588.65	188.07	254.29
GTGD	Triệu USD	2.25	0.67	0.06	0.94
LS cổ tức	%	2.66	2.01	1.57	1.16

源: Bloomberg & YSVN





We Create Fortune

元大證券（越南）公司

個人客戶分析部

Nguyễn Thế Minh
研究分析經理
+84 28 3622 6868 ext 3826
minh.nguyen@yuanta.com.vn

Lý Thị Hiền
研究分析主管
+84 28 3622 6868 ext 3908
hien.ly@yuanta.com.vn

Quách Đức Khánh
研究分析副主管
+84 28 3622 6868 ext 3833
khanh.quach@yuanta.com.vn

Khổng Hữu Hiệp
高級分析專員
+84 28 3622 6868 ext 3912
hiep.khong@yuanta.com.vn

Nguyễn Trịnh Ngọc Hồng
高級分析專員
+84 28 3622 6868 ext 3832
hong.nguyen@yuanta.com.vn

Phạm Tấn Phát
高級分析專員
+84 28 3622 6868 ext 3880
phat.pham@yuanta.com.vn

個人客戶業務部

Phạm Đắc Thành
北部分行經理
+84 28 3622 6868 ext 3416
thanh.pham@yuanta.com.vn

Võ Thị Thu Thủy
平陽分行經理
+84 28 3622 6868 ext 3505
thuy.vo@yuanta.com.vn

Lương Kỳ Ty
堤岸分行經理
+84 28 3622 6868 ext 3653
ty.luong@yuanta.com.vn

Bùi Quốc Phong
同奈分行經理
+84 28 3622 6868 ext 3701
phong.bui@yuanta.com.vn

Võ Đình Tuấn
峴港分行經理
+84 28 3622 6868 ext 3301
tuan.vo@yuanta.com.vn

Nguyễn Việt Quang
河內分行經理
+84 28 3622 6868 ext 3404
quang.nguyen@yuanta.com.vn

Đinh Thị Thu Cúc
頭頓分行經理
+84 28 3622 6868 ext 3203
cuc.dinh@yuanta.com.vn

Appendix A: Important Disclosures

Analyst Certification

Each research analyst primarily responsible for the content of this research report, in whole or in part, certifies that with respect to each security or issuer that the analyst covered in this report: (1) all of the views expressed accurately reflect his or her personal views about those securities or issuers; and (2) no part of his or her compensation was, is, or will be, directly or indirectly, related to the specific recommendations or views expressed by that research analyst in the research report.

Ratings Definitions

BUY: We have a positive outlook on the stock based on our expected absolute or relative return over the investment period. Our thesis is based on our analysis of the company's outlook, financial performance, catalysts, valuation and risk profile. We recommend investors add to their position.

HOLD-Outperform: In our view, the stock's fundamentals are relatively more attractive than peers at the current price. Our thesis is based on our analysis of the company's outlook, financial performance, catalysts, valuation and risk profile.

HOLD-Underperform: In our view, the stock's fundamentals are relatively less attractive than peers at the current price. Our thesis is based on our analysis of the company's outlook, financial performance, catalysts, valuation and risk profile.

SELL: We have a negative outlook on the stock based on our expected absolute or relative return over the investment period. Our thesis is based on our analysis of the company's outlook, financial performance, catalysts, valuation and risk profile. We recommend investors reduce their position.

Under Review: We actively follow the company, although our estimates, rating and target price are under review.

Restricted: The rating and target price have been suspended temporarily to comply with applicable regulations and/or Yuanta policies.

Note: Yuanta research coverage with a Target Price is based on an investment period of 12 months. Greater China Discovery Series coverage does not have a formal 12 month Target Price and the recommendation is based on an investment period specified by the analyst in the report.

Global Disclaimer

© 2018 Yuanta. All rights reserved. The information in this report has been compiled from sources we believe to be reliable, but we do not hold ourselves responsible for its completeness or accuracy. It is not an offer to sell or solicitation of an offer to buy any securities. All opinions and estimates included in this report constitute our judgment as of this date and are subject to change without notice.

This report provides general information only. Neither the information nor any opinion expressed herein constitutes an offer or invitation to make an offer to buy or sell securities or other investments. This material is prepared for general circulation to clients and is not intended to provide tailored investment advice and does not take into account the individual financial situation and objectives of any specific person who may receive this report. Investors should seek financial advice regarding the appropriateness of investing in any securities, investments or investment strategies discussed or recommended in this report. The information contained in this report has been compiled from sources believed to be reliable but no representation or warranty, express or implied, is made as to its accuracy, completeness or correctness. This report is not (and should not be construed as) a solicitation to act as securities broker or dealer in any jurisdiction by any person or company that is not legally permitted to carry on such business in that jurisdiction.

Yuanta research is distributed in the United States only to Major U.S. Institutional Investors (as defined in Rule 15a-6 under the Securities Exchange Act of 1934, as amended and SEC staff interpretations thereof). All transactions by a US person in the securities mentioned in this report must be effected through a registered broker-dealer under Section 15 of the Securities Exchange Act of 1934, as amended. Yuanta research is distributed in Taiwan by Yuanta Securities Investment Consulting. Yuanta research is distributed in Hong Kong by Yuanta Securities (Hong Kong) Co. Limited, which is licensed in Hong Kong by the Securities and Futures Commission for regulated activities, including Type 4 regulated activity (advising on securities). In Hong Kong, this research report may not be redistributed, retransmitted or disclosed, in whole or in part or and any form or manner, without the express written