

當日市場：外資在暴跌市場輕賣超

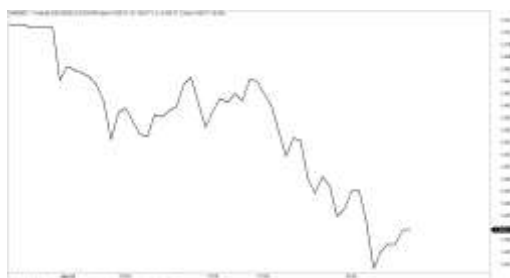
2022/01/25

市場走勢


市場指數	VNI	HNI	UPCOM
收盤	1,439.71	400.76	106.71
%日	-2.25%	-4.09%	-2.71%
%週	-0.90%	-10.01%	-2.42%
%月	-2.53%	-10.06%	-3.17%
%年	23.39%	66.90%	37.51%
成交值(Bil.VND)			
當日	24,748	3,222	1,203
日均量/週	23,201	2,451	1,462
日均量/月	28,228	3,425	2,170
外資進出			
買進	1,501.38	32.51	41.34
賣出	1,723.43	28.31	8.52
買賣超	-222.05	4.20	32.83
市場漲跌家數			
上漲	47	46	90
下跌	339	195	245
持平	37	113	568
市場指標			
P/E	17.26	22.00	24.89
總市值 (兆盾)	5,791	464	1,450
股息殖利率	2.04%	3.36%	3.72%

資料源: Bloomberg - YSVN

VNINDEX



HNIINDEX



市場走勢

當賣壓完全壓倒市場時，市場再次調整趨勢。VNI-Index 下跌 2.25%，止於 1439.71 點，HNX-Index 下跌 4.09%，Upcom-Index 下跌 2.71%。3 大市場的交易額達到 27 兆 5,940 億越南盾。

VN30-Index 下跌 2.05%，24 檔股票下跌和 6 檔股票上漲。GVR、POW、SSI 是 3 檔跌停的股票，HPG、TPB、MSN、VRE、VHM、STB、PDR 在跌幅超過 3% 時錄得強勁拋售。房地產、建築、證券和漁業是當天大幅下跌的板塊。

市場仍出現一些亮點，儘管很少見，如 VCB (+4.3%)、ACB (+2.7%)、TCB (+1%)、PNJ (+1.5%) 等股票。

外資賣超超過 1850 億越南盾，其中 VIC (2070 億)、DGW (850 億)、HPG (850 億) 被拋售最多的股票。另一方面，VND (760 億)、CTG (680 億)、VHM (630 億) 在買超方面領先。

市場短期觀點

我們認為市場在盤初可能會繼續下跌，VN-Index 可能會測試在 1,400 點的下一個支撐位。同時，我們預計該支撐位的需求可能會增加，並預測市場可能會在尾盤時收窄跌幅。積極點是短期風險出現下跌的跡象，VN-Index 的 1,400 點可能是 2022 年初以來的下跌趨勢鏈的強勁支撐位。

大盤短期走勢仍為下跌。因此，我們建議短期投資者不要在大幅下跌時拋售，並仍可考慮以 5% 的低比重買進，在已確認短期上漲趨勢的股票尋找短期機會，特別是銀行股等大型股。

請在 <https://ysradar.yuanta.com.vn/> 查看有關股票的信號。

We Create Fortune

熱門技術分析圖



We Create Fortune

技術分析圖



指數技術分析圖 VN-Index



指數技術分析圖 HNX-Index

指數	短期趨勢	中期趨勢	阻力區 1	阻力區 2	支撐區 1	支撐區 2
VN-Index	下跌	中性	1500	1530	1210	970
HNX-Index	下跌	中性	470	500	300	180
VN30	下跌	中性	1550	1570	1445	960
VNMidcaps	下跌	中性	1,730	1800	1650	963
VNSmallcaps	下跌	中性	1430	1450	1400	804

We Create Fortune

胡志明市交易所 (HSX)

	收盤	漲跌%
VNI	1439.71	-2.25%
VN30	1471.31	-2.05%
VN Mid	1979.69	-4.21%
VN Small	1876.26	-4.55%

河內交易所 (HSX)

	收盤	漲跌%
HNI	400.76	-4.09%
HN30	704.48	-6.02%
VNX AllSh	1457.02	-2.77%

UPCOM 市場 (UPCoM)

	收盤	漲跌%
UPCoM	106.71	-2.71%

外資交易	成交值 (BiL.VND)
買進	1501.38
賣出	1723.43
買超/賣超	-222.05

外資交易	成交值 (BiL.VND)
買進	32.51
賣出	28.31
買超/賣超	4.20

外資交易	成交值 (BiL.VND)
買進	41.34
賣出	8.52
買超/賣超	32.83

上漲排名/股碼	漲跌(VND)	漲跌%
SFI	2900	4.52%
NHA	2500	4.48%
VCB	3800	4.26%
CKG	1050	3.90%
AGG	2000	3.33%

上漲排名/股碼	漲跌(VND)	漲跌%
BII	900	9.57%
IDJ	800	3.15%
HUT	300	1.49%
DHT	500	1.17%
LDP	0	0.00%

上漲排名/股碼	漲跌(VND)	漲跌%
KLB	468	1.71%
DGT	590	1.64%
HD6	563	1.48%
BSR	324	1.32%
ABI	659	1.19%

下跌排名/股碼	漲跌(VND)	漲跌%
QCG	-1050	-7.00%
TSC	-1400	-7.00%
KSB	-3100	-7.00%
HAI	-440	-7.00%
NLG	-3700	-6.99%

下跌排名/股碼	漲跌(VND)	漲跌%
API	-6800	-10.00%
LIG	-1500	-10.00%
SHS	-4100	-10.00%
TAR	-3500	-10.00%
APS	-3100	-9.97%

下跌排名/股碼	漲跌(VND)	漲跌%
G36	-1940	-10.10%
DDV	-1444	-7.89%
PXL	-1127	-6.96%
TCI	-1247	-6.93%
SBS	-961	-6.91%

*備註: 市值>5,000 億盾; 成交值>15 億盾

市值排名/股碼	BiL.VND
VCB	422,140
VIC	363,398
VHM	345,737
BID	239,521
GAS	205,558

市值排名/股碼	BiL.VND
THD	59,675
KSF	29,280
IDC	19,440
NVB	17,818
VCS	17,568

市值排名/股碼	BiL.VND
ACV	189,012
MCH	81,187
BSR	75,941
VEA	56,012
SSH	40,409

交易量排名/股碼	成交值	30 日均
MBB	34,158,700	13,616,400
HPG	32,655,200	17,030,000
HAG	31,142,300	33,149,659
STB	30,187,300	30,430,332
FLC	26,869,500	33,725,659

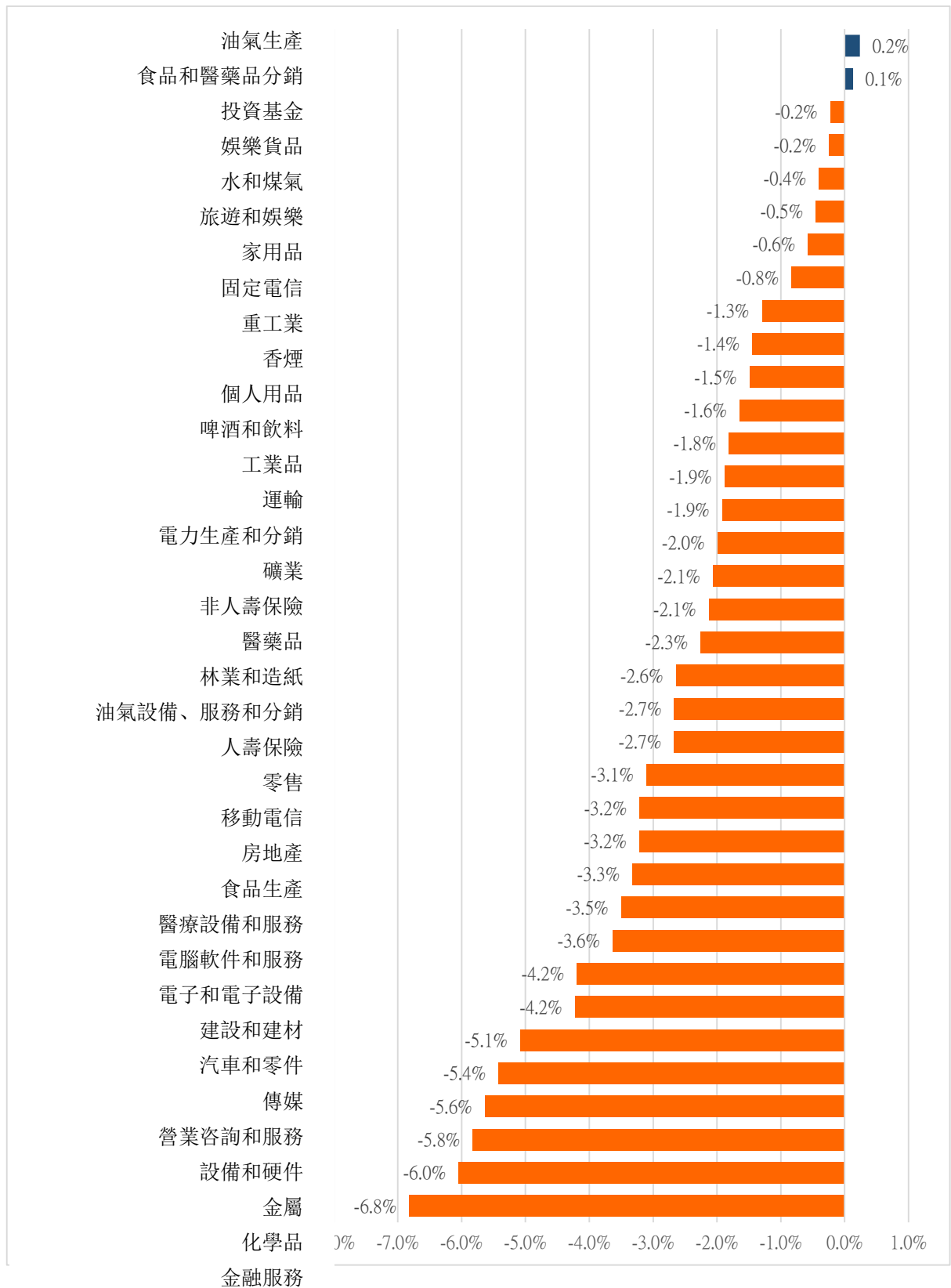
交易量排名/股碼	成交值	30 日均
KLF	17,061,505	10,340,935
CEO	10,548,732	7,982,842
PVS	10,347,381	8,033,189
SHS	9,220,198	6,494,547
IDC	5,181,173	2,983,974

交易量排名/股碼	成交值	30 日均
BSR	11,111,253	10,898,156
VHG	6,084,984	10,964,500
VGT	3,850,634	5,304,000
SBS	2,881,783	3,595,984
OIL	2,742,259	3,751,338

資料源: Bloomberg & Yuanta Research

We Create Fortune

各行業板塊的交易走勢

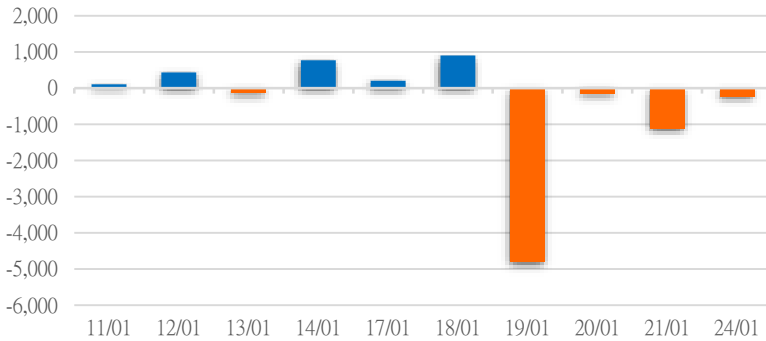


資料源: FiinPro - YSVN

We Create Fortune

外資買進賣統計

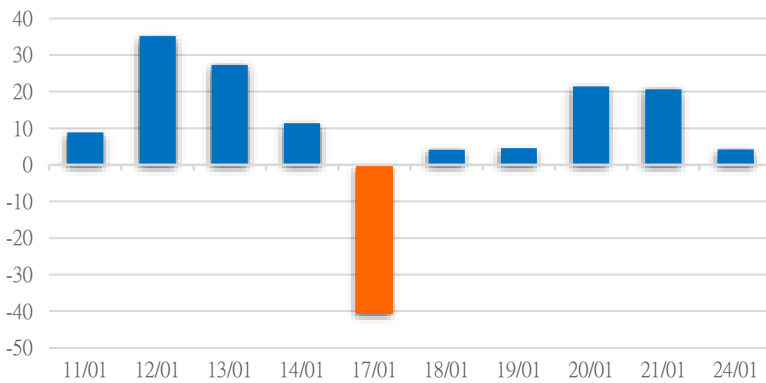
HSX 外資每日買/賣超



證券代碼	買超金額 (Mil.VND)	證券代碼	賣超金額 (Mil.VND)
VND	75,511	VIC	207,106
CTG	68,015	DGW	85,281
VHM	62,690	HPG	84,527
SSI	55,790	VCI	52,375
VCB	43,154	MSN	20,045

HSX 外資買/賣超的前 5 名

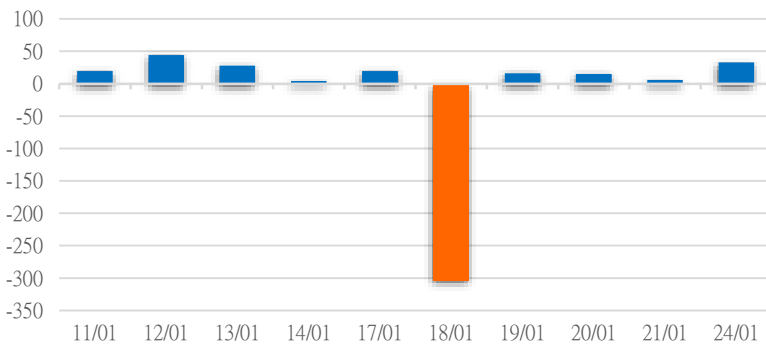
HNX 外資每日買/賣超



證券代碼	買超金額 (Mil.VND)	證券代碼	賣超金額 (Mil.VND)
PVI	9,100	NTP	11,280
PVS	5,094	THD	7,530
L14	3,350	KLF	1,617
CEO	3,343	APS	576
TNG	1,615	TAR	330

HNX 外資買/賣超的前 5 名

UPCOM 外資每日買/賣超



證券代碼	買超金額 (Mil.VND)	證券代碼	賣超金額 (Mil.VND)
QNS	13,958	BSR	318
CLX	11,830	CSI	301
ACV	3,778	MCH	96
MCM	1,214	PAS	93
QTP	969	SGI	27

UPCOM 外資買/賣超的前 5 名

源: FiinPro - YSVN

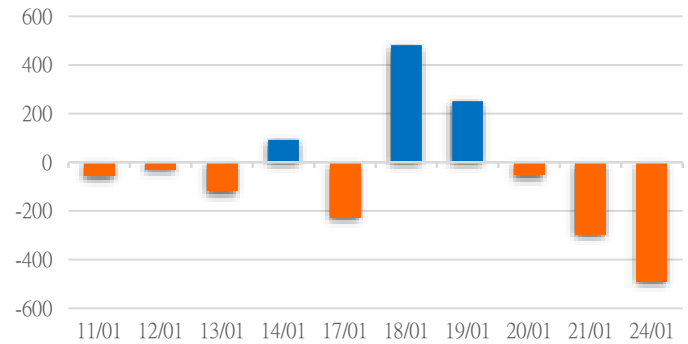
We Create Fortune

自營統計

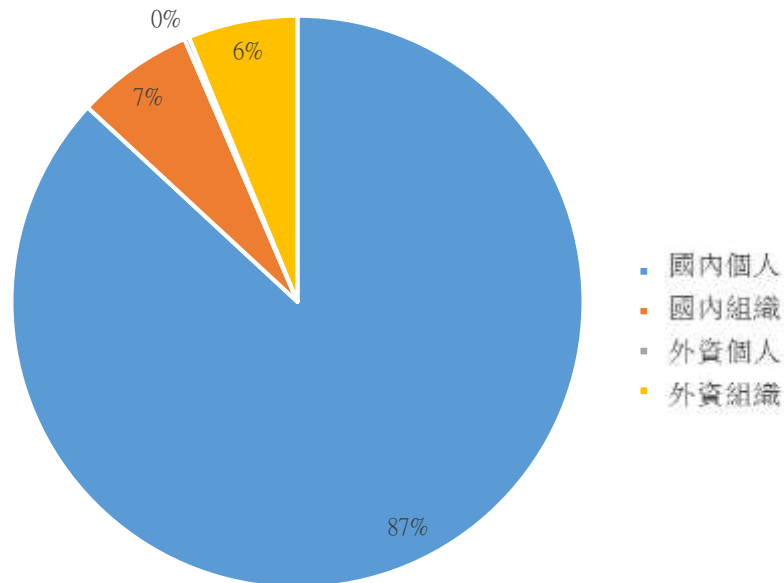
證券代碼	買超金額 (Mil.VND)	證券代碼	賣超金額 (Mil.VND)
VIC	47,458	TCB	90,586
ITA	14,250	VCB	64,877
HSG	10,712	VPB	57,570
E1VFN30	9,360	FPT	49,828
FUEVFNVD	8,254	VHM	40,857

券商自營交易最大前名

券商自營交易每日買/賣超 (Bil.VND)



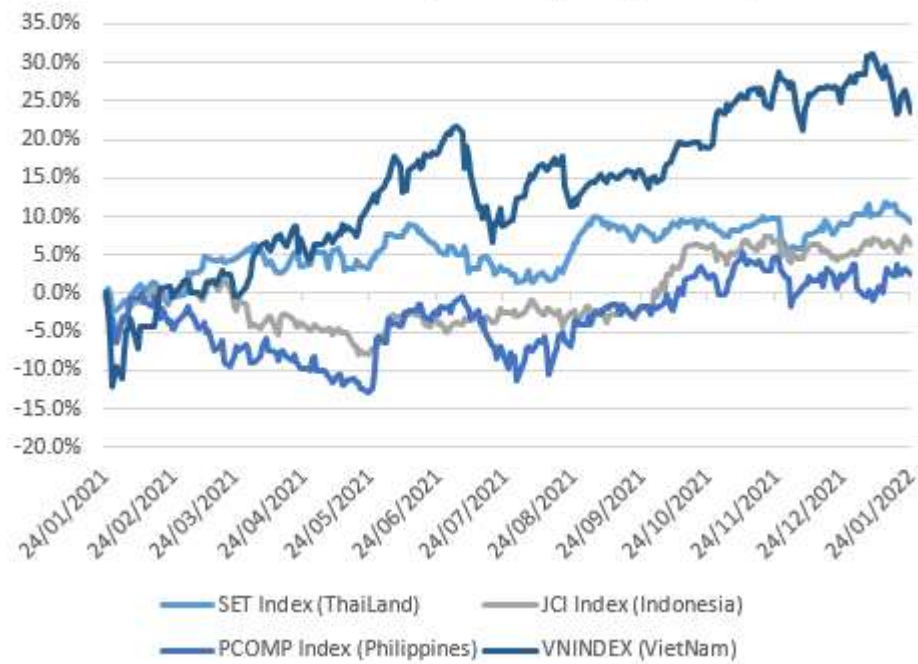
越南證券市場投資人類別統計



資料源: FiinPro - YSVN

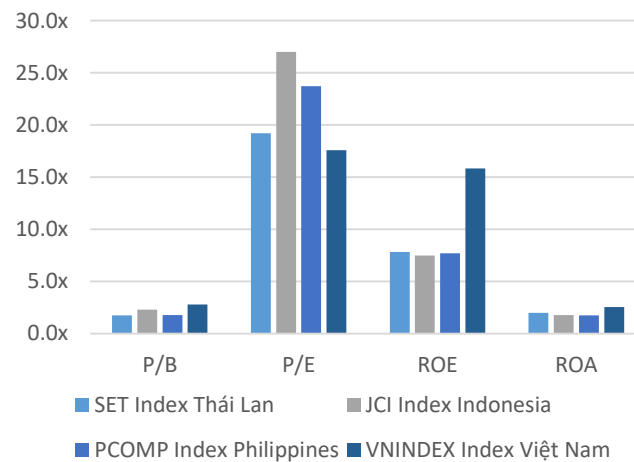
We Create Fortune

東南亞主要市場走勢比較



		Thailand	Indonesia	Philippines	Vietnam
P/B		1.7x	2.2x	1.8x	2.6x
P/E		14.9x	24.98	23.9x	16.7x
ROE	%	7.81	7.86	7.69	15.95
ROA	%	1.96	1.90	1.73	2.64
Vốn hóa	Tỷ USD	588.84	588.44	188.38	254.47
GTGD	Triệu USD	2.25	0.67	0.06	0.95
LS cổ tức	%	2.67	2.03	1.58	1.19

源: Bloomberg & YSVN





We Create Fortune

元大證券（越南）公司

個人客戶分析部

Nguyễn Thế Minh
研究分析經理
+84 28 3622 6868 ext 3826
minh.nguyen@yuanta.com.vn

Lý Thị Hiền
研究分析主管
+84 28 3622 6868 ext 3908
hien.ly@yuanta.com.vn

Quách Đức Khánh
研究分析副主管
+84 28 3622 6868 ext 3833
khanh.quach@yuanta.com.vn

Khổng Hữu Hiệp
高級分析專員
+84 28 3622 6868 ext 3912
hiep.khong@yuanta.com.vn

Nguyễn Trịnh Ngọc Hồng
高級分析專員
+84 28 3622 6868 ext 3832
hong.nguyen@yuanta.com.vn

Phạm Tấn Phát
高級分析專員
+84 28 3622 6868 ext 3880
phat.pham@yuanta.com.vn

個人客戶業務部

Phạm Đắc Thành
北部分行經理
+84 28 3622 6868 ext 3416
thanh.pham@yuanta.com.vn

Võ Thị Thu Thủy
平陽分行經理
+84 28 3622 6868 ext 3505
thuy.vo@yuanta.com.vn

Lương Kỳ Ty
堤岸分行經理
+84 28 3622 6868 ext 3653
ty.luong@yuanta.com.vn

Bùi Quốc Phong
同奈分行經理
+84 28 3622 6868 ext 3701
phong.bui@yuanta.com.vn

Võ Đình Tuấn
峴港分行經理
+84 28 3622 6868 ext 3301
tuan.vo@yuanta.com.vn

Nguyễn Việt Quang
河內分行經理
+84 28 3622 6868 ext 3404
quang.nguyen@yuanta.com.vn

Đinh Thị Thu Cúc
頭頓分行經理
+84 28 3622 6868 ext 3203
cuc.dinh@yuanta.com.vn

Appendix A: Important Disclosures

Analyst Certification

Each research analyst primarily responsible for the content of this research report, in whole or in part, certifies that with respect to each security or issuer that the analyst covered in this report: (1) all of the views expressed accurately reflect his or her personal views about those securities or issuers; and (2) no part of his or her compensation was, is, or will be, directly or indirectly, related to the specific recommendations or views expressed by that research analyst in the research report.

Ratings Definitions

BUY: We have a positive outlook on the stock based on our expected absolute or relative return over the investment period. Our thesis is based on our analysis of the company's outlook, financial performance, catalysts, valuation and risk profile. We recommend investors add to their position.

HOLD-Outperform: In our view, the stock's fundamentals are relatively more attractive than peers at the current price. Our thesis is based on our analysis of the company's outlook, financial performance, catalysts, valuation and risk profile.

HOLD-Underperform: In our view, the stock's fundamentals are relatively less attractive than peers at the current price. Our thesis is based on our analysis of the company's outlook, financial performance, catalysts, valuation and risk profile.

SELL: We have a negative outlook on the stock based on our expected absolute or relative return over the investment period. Our thesis is based on our analysis of the company's outlook, financial performance, catalysts, valuation and risk profile. We recommend investors reduce their position.

Under Review: We actively follow the company, although our estimates, rating and target price are under review.

Restricted: The rating and target price have been suspended temporarily to comply with applicable regulations and/or Yuanta policies.

Note: Yuanta research coverage with a Target Price is based on an investment period of 12 months. Greater China Discovery Series coverage does not have a formal 12 month Target Price and the recommendation is based on an investment period specified by the analyst in the report.

Global Disclaimer

© 2018 Yuanta. All rights reserved. The information in this report has been compiled from sources we believe to be reliable, but we do not hold ourselves responsible for its completeness or accuracy. It is not an offer to sell or solicitation of an offer to buy any securities. All opinions and estimates included in this report constitute our judgment as of this date and are subject to change without notice.

This report provides general information only. Neither the information nor any opinion expressed herein constitutes an offer or invitation to make an offer to buy or sell securities or other investments. This material is prepared for general circulation to clients and is not intended to provide tailored investment advice and does not take into account the individual financial situation and objectives of any specific person who may receive this report. Investors should seek financial advice regarding the appropriateness of investing in any securities, investments or investment strategies discussed or recommended in this report. The information contained in this report has been compiled from sources believed to be reliable but no representation or warranty, express or implied, is made as to its accuracy, completeness or correctness. This report is not (and should not be construed as) a solicitation to act as securities broker or dealer in any jurisdiction by any person or company that is not legally permitted to carry on such business in that jurisdiction.

Yuanta research is distributed in the United States only to Major U.S. Institutional Investors (as defined in Rule 15a-6 under the Securities Exchange Act of 1934, as amended and SEC staff interpretations thereof). All transactions by a US person in the securities mentioned in this report must be effected through a registered broker-dealer under Section 15 of the Securities Exchange Act of 1934, as amended. Yuanta research is distributed in Taiwan by Yuanta Securities Investment Consulting. Yuanta research is distributed in Hong Kong by Yuanta Securities (Hong Kong) Co. Limited, which is licensed in Hong Kong by the Securities and Futures Commission for regulated activities, including Type 4 regulated activity (advising on securities). In Hong Kong, this research report may not be redistributed, retransmitted or disclosed, in whole or in part or and any form or manner, without the express written