



Yuanta
Securities Vietnam



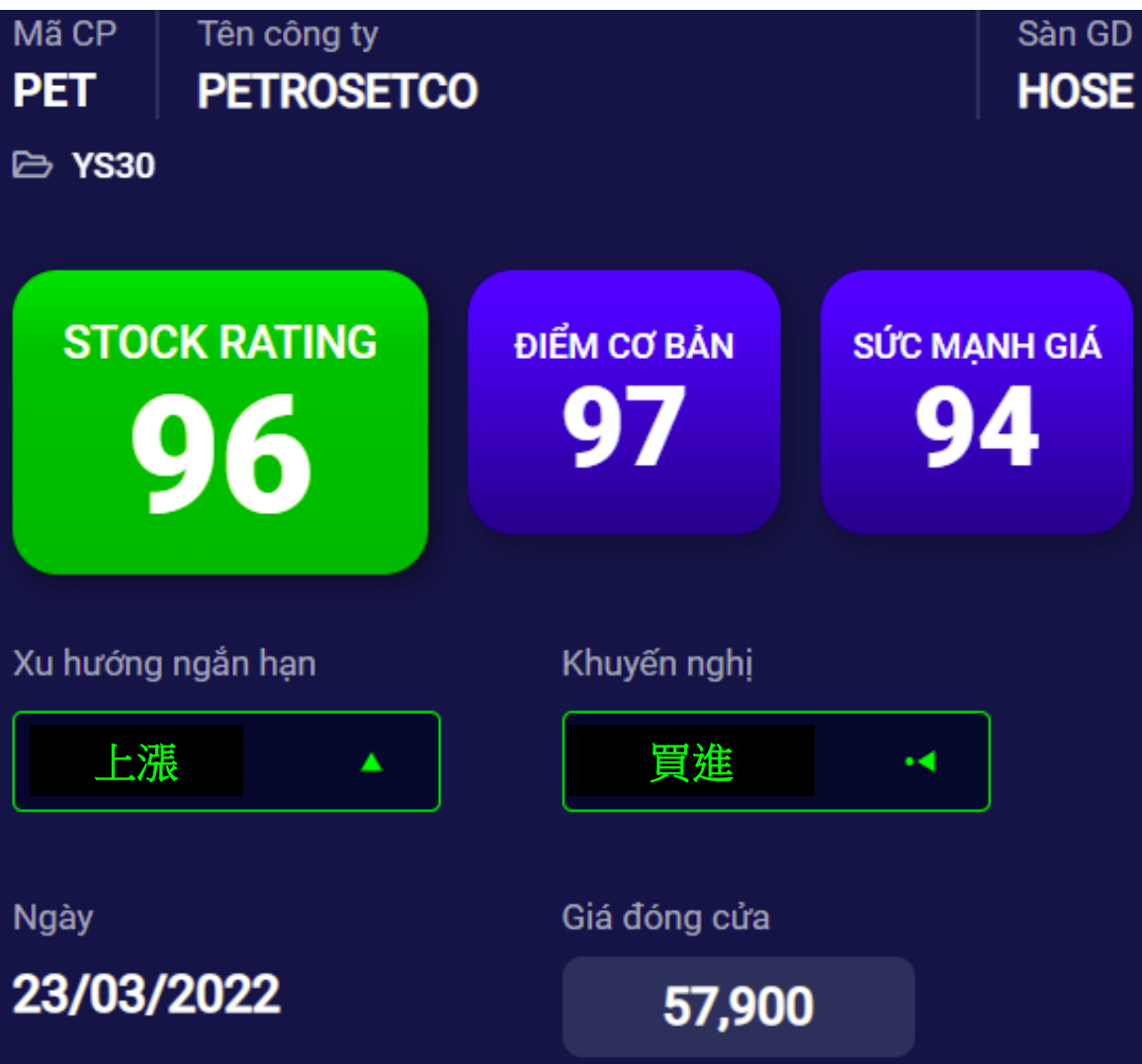
YS Radar

個股焦點

PET、ITA



PET - 價格圖表可能很快突破短期阻力位



短期阻力關卡: 58.40

短期支撐關卡: 50.43

短期趨勢 (5-10 天): 上漲

中期阻力關卡: 66.79

中期支撐關卡: 45.16

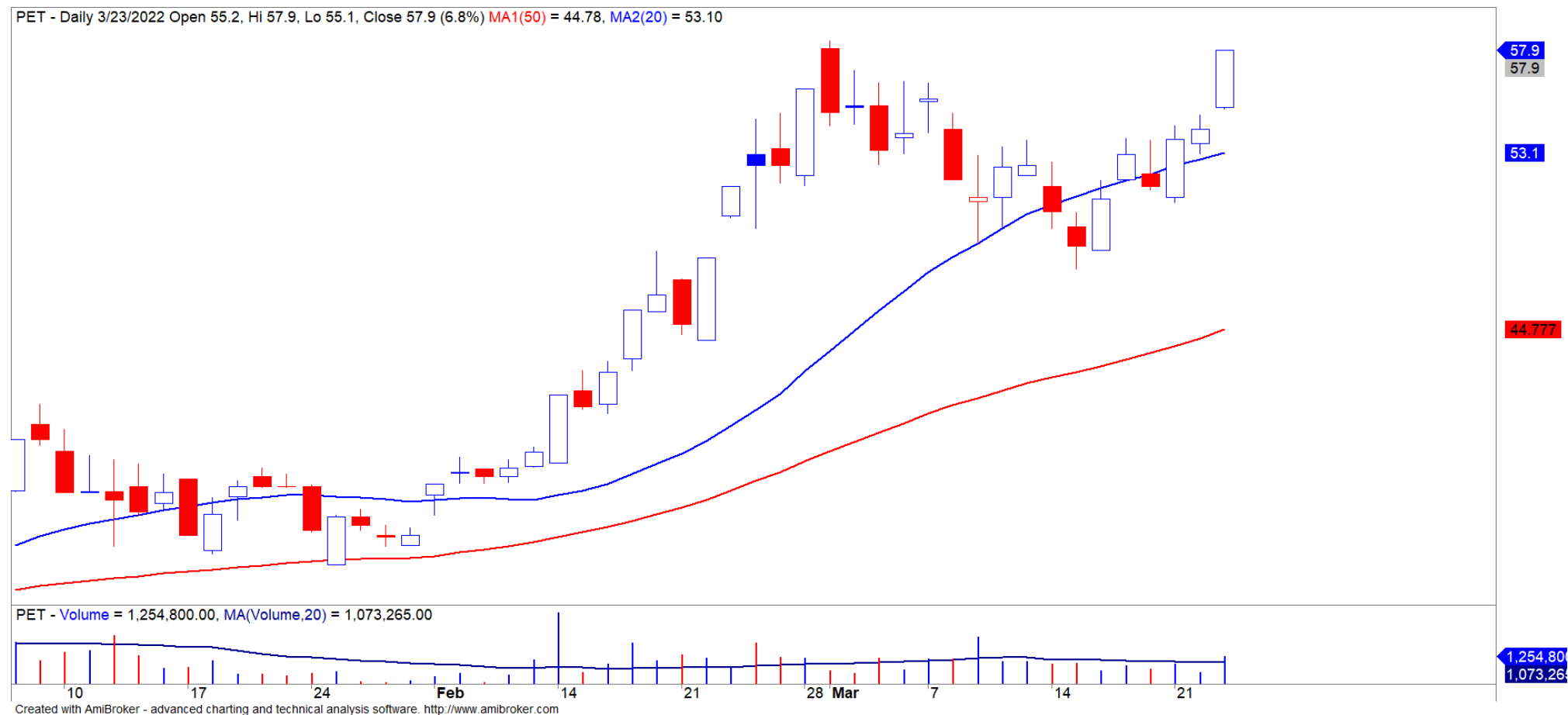
中期趨勢 (1-3 月): 上漲

PET – 價格圖表可能很快突破短期阻力位

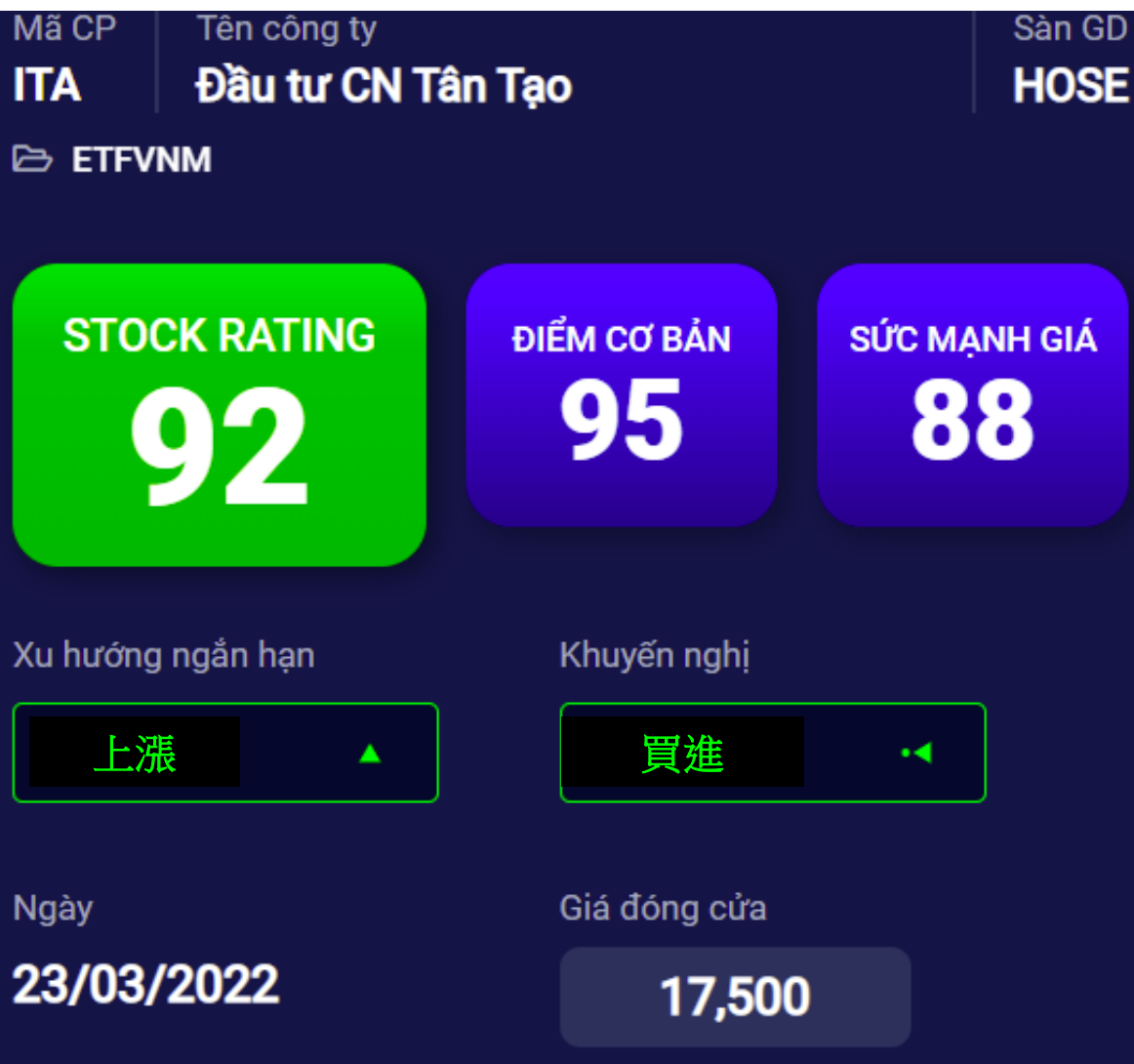
- PET 的股票評級為 96 點，因此我們維持該股票的積極增長評級。
- PET 價格走勢圖收盤上漲 7%，成交量比 20 日均線小幅增加，比前一交易日大幅上漲。同時，價格走勢圖進入積極劇烈波動期，顯示價格走勢圖可能很快突破 58.40 的短期阻力位，但價格走勢圖正在跌入短期超買區域，因此價格圖表在未來 1-2 個交易日可能出現短期調整跨度，投資者可以利用調整跨度以買進。
- 短期現金流強勁增加，PET 的短期走勢也調整至上漲。因此，我們建議短期投資者可考慮以現價買進。

股票代碼	PET
建議價格	57.90
目前價格	57.90
短期趨勢	上漲
中期趨勢	上漲
短期目標	66.79
與目前價格相比的短期上漲空間	15.35%
短期停損	50.43
Reward/ Risk	2.31
預期持有 (盤)	18
最佳分配比例	14.44%
建議	買進

PET - 價格圖表可能很快突破短期阻力位



ITA - 形成短期反轉模式



短期阻力關卡:

18.34

短期支撐關卡:

15.70

短期趨勢 (5-10 天):

上漲

中期阻力關卡:

19.60

中期支撐關卡:

12.78

中期趨勢 (1-3 月):

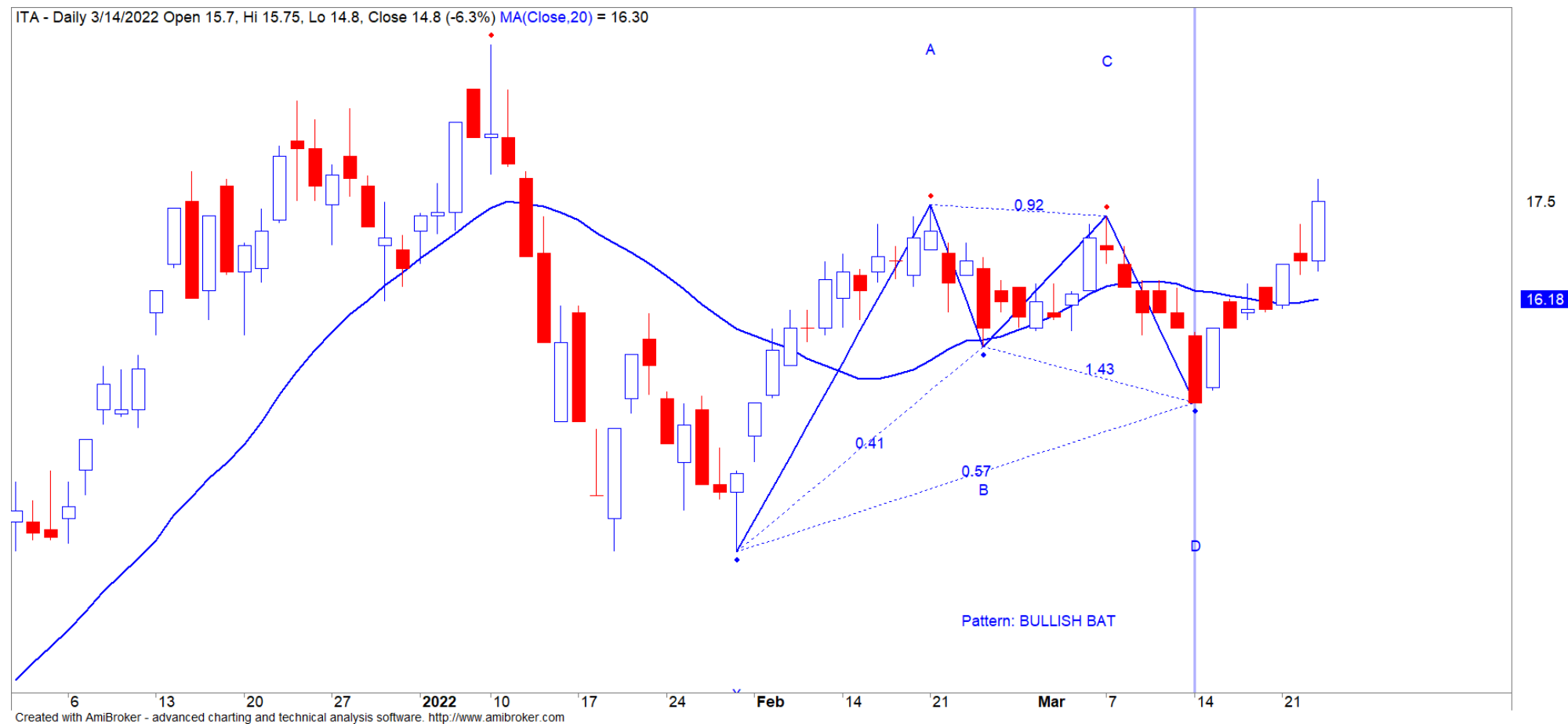
中性

ITA - 形成短期反轉模式

- ITA 的股票評級為 92 點，因此我們維持該股票的積極增長評級。
- ITA 的價格圖表收盤上漲 4.8% 並突破 17.30 的短期阻力位，與 20 日均線相比，成交量爆漲。同時，價格走勢圖顯示進入積極劇烈波動期的跡象，因此價格走勢圖可能很快完全突破 17.30 的阻力位，尤其是價格走勢圖也確認上漲蝙蝠短期上漲反轉模式。
- ITA 的短期走勢也調整至上漲。因此，我們建議短期投資者可考慮以現價買進。

股票代碼	ITA
建議價格	17.50
目前價格	17.50
短期趨勢	上漲
中期趨勢	中性
短期目標	20.91
與目前價格相比的短期上漲空間	19.50%
短期停損	15.71
Reward/ Risk	2.46
預期持有 (盤)	18
最佳分配比例	19.97%
建議	買進

ITA - 形成短期反轉模式





Yuanta
Securities Vietnam



YS Radar

YS30 投資項目

DGW



DGW – 短期風險仍然較低

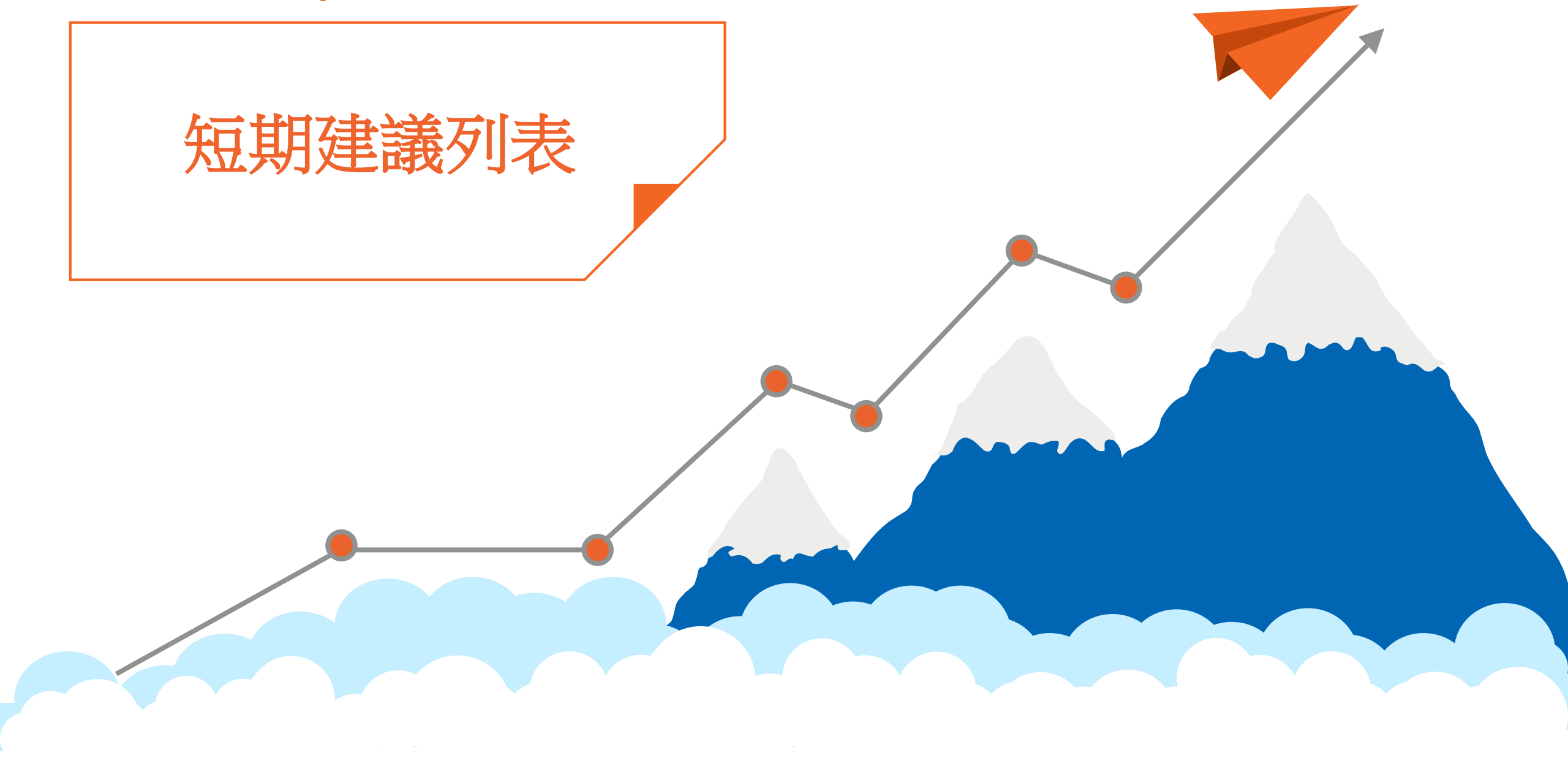
- DGW 的股票評級為 88 點，因此我們維持該股票的積極增長評級。但價格強度仍低於 80 點，短期投資者應僅持有 5% 以下的低比例。
- DGW 的價格圖表收盤上漲 7%，成交量比 20 日均線上漲 111%。與此同時，價格圖表顯示結束短期調整階段並走向 132.0 附近阻力位的跡象。
- 我們建議在 2022 年 3 月 18 日買進 DGW 股票，臨時回報率為 5.36%（詳見此處），因此我們建議短期投資者可以繼續買進並持有 DGW 股票。



源：YSVN



短期建議列表



短期建議列表

股碼	股價	短期趨勢	中期趨勢	建議買進日期	T+交易	短期買進價格	Stop loss	報酬%	建議
HAH	96.90	上漲	上漲	24/01/2022	T+43	64.00	87.68	51.41%	持有
VPG	62.50	上漲	上漲	25/01/2022	T+42	55.90	59.16	11.81%	持有
FRT	149.00	上漲	上漲	08/02/2022	T+32	93.80	133.60	58.85%	限制新買
DPM	69.00	上漲	上漲	09/02/2022	T+31	44.20	61.34	56.11%	持有
DGC	227.10	上漲	上漲	21/02/2022	T+23	151.20	203.22	50.20%	持有
FCN	27.00	上漲	中性	22/02/2022	T+22	25.90	25.60	4.25%	持有
ELC	25.00	上漲	下跌	23/02/2022	T+21	24.55	24.45	1.83%	持有
NLG	59.50	上漲	下跌	02/03/2022	T+16	56.50	56.00	5.31%	持有
AGG	49.50	上漲	上漲	08/03/2022	T+12	47.75	48.02	3.66%	持有
SKG	23.70	上漲	上漲	14/03/2022	T+8	22.60	21.68	4.87%	持有
VHC	87.30	上漲	上漲	16/03/2022	T+6	85.00	80.14	2.71%	持有
DGW	131.70	上漲	上漲	18/03/2022	T+4	125.00	116.40	5.36%	持有
HDG	73.00	上漲	上漲	21/03/2022	T+3	72.30	68.36	0.97%	持有
DXG	45.30	上漲	上漲	22/03/2022	T+2	44.80	41.89	1.12%	持有
HBC	28.65	上漲	下跌	23/03/2022	T+1	28.60	26.60	0.17%	持有
PET	57.90	上漲	上漲	24/03/2022	T+0	57.90	50.43	0.00%	買進
ITA	17.50	上漲	中性	24/03/2022	T+0	17.50	15.71	0.00%	買進

聯繫

個人客戶分析部

Nguyễn Thế Minh

研究分析經理

+84 28 3622 6868 ext 3826

minh.nguyen@yuanta.com.vn

Quách Đức Khánh

高級分析專員

+84 28 3622 6868 ext 3833

khanh.quach@yuanta.com.vn

Phạm Tấn Phát

高級分析專員

+84 28 3622 6868 ext 3880

phat.pham@yuanta.com.vn

Lý Thị Hiền

研究分析主管

+84 28 3622 6868 ext 3908

hien.ly@yuanta.com.vn

Khổng Hữu Hiệp

高級分析專員

+84 28 3622 6868 ext 3912

hiep.khong@yuanta.com.vn

Nguyễn Trịnh Ngọc Hồng

高級分析專員

+84 28 3622 6868 ext 3832

hong.nguyen@yuanta.com.vn

Global Disclaimer

© 2020 Yuanta. All rights reserved. The information in this report has been compiled from sources we believe to be reliable, but we do not hold ourselves responsible for its completeness or accuracy. It is not an offer to sell or solicitation of an offer to buy any securities. All opinions and estimates included in this report constitute our judgment as of this date and are subject to change without notice.

This report provides general information only. Neither the information nor any opinion expressed herein constitutes an offer or invitation to make an offer to buy or sell securities or other investments. This material is prepared for general circulation to clients and is not intended to provide tailored investment advice and does not take into account the individual financial situation and objectives of any specific person who may receive this report. Investors should seek financial advice regarding the appropriateness of investing in any securities, investments or investment strategies discussed or recommended in this report. The information contained in this report has been compiled from sources believed to be reliable but no representation or warranty, express or implied, is made as to its accuracy, completeness or correctness. This report is not (and should not be construed as) a solicitation to act as securities broker or dealer in any jurisdiction by any person or company that is not legally permitted to carry on such business in that jurisdiction.

Yuanta research is distributed in the United States only to Major U.S. Institutional Investors (as defined in Rule 15a-6 under the Securities Exchange Act of 1934, as amended and SEC staff interpretations thereof). All transactions by a US person in the securities mentioned in this report 買進 be effected through a registered broker-dealer under Section 15 of the Securities Exchange Act of 1934, as amended. Yuanta research is distributed in Taiwan by Yuanta Securities Investment Consulting. Yuanta research is distributed in Hong Kong by Yuanta Securities (Hong Kong) Co. Limited, which is licensed in Hong Kong by the Securities and Futures Commission for regulated activities, including Type 4 regulated activity (advising on securities). In Hong Kong, this research report may not be redistributed, retransmitted or disclosed, in whole or in part or and any form or manner, without the express written consent of Yuanta Securities (Hong Kong) Co. Limited.