

市場處於技術調整的階段

2022/04/06

合約走勢					
單位	收盤	+/-	交易量	到期日	剩餘時間
單位	點數	點數	合約	日期	日
VN30F2112	1525.3	-3.1	104,939	21/04	18
VN30F2201	1523.2	-4.1	331	19/05	46
VN30F2203	1520.5	-5.7	66	16/06	74
VN30F2206	1518.5	-3.6	103	15/09	165

源自 Bloomberg - YSVN

合約更改交易量和持倉量				
單位	合約	+/-	OI	+/-
單位	合約	%		%
VN30F2112	104,939	1.7%	36,133	
VN30F2201	331	-22.8%	510	
VN30F2203	66	83.3%	549	
VN30F2206	103	1.0%	203	

源自: Bloomberg - YSVN

合約的基差變動			
單位	基差	前一盤	+/-
單位	點數	點數	點數
VN30F2112	-13.9	-19.6	5.7
VN30F2201	-16.0	-19.6	3.6
VN30F2203	-18.7	-21.8	3.1
VN30F2206	-20.7	-25.9	5.2

源自: Bloomberg - YSVN

合約走勢

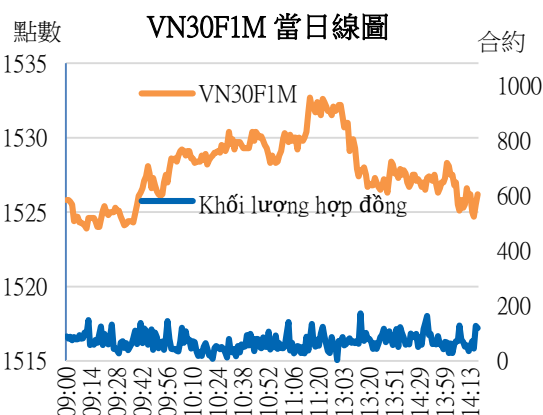
- 4 個期貨合約收盤下跌 3-6 點。與 VN30-Index 相比，VN30F2204 的基差差近 14 點。
- VN30F2204 交易量比前一交易日增加 2%，VN30F2205 減少 23%，VN30F2206 增加 83%，而 VN30F2209 增加 1%。

VN30F1M 的評估

- 價格走勢圖 VN30F2204 繼續調整並沿著短期下跌通道下跌 1520-22 點，則是價格下限和 23.6% 斐波那契回撤位的最近支撐位。同時，跟隨艾略特波浪模式，VN30F2204 在第 4 波進行調整，因此目前的下跌趨勢僅是技術調整。
- 在日線圖上，VN30F2204 趨勢上漲，支撐於 1502 點。

投資策略

當天策略 (Intraday)	投資者考慮在 1520-1522 點開設多頭，停損於 1515 點，止盈在 1530-1532 點。
主要短期趨勢策略 (Daily)	投資者應考慮在 1516-1522 點的調整區間開設多頭，停損於 1508 點。



Pham Tan Phat

高級分析專員

Email: phat.pham@yuanta.com.vn

Phone: (084) 28 3622 6868 ext 3880

We Create Fortune

VN30F1M 合約走勢圖

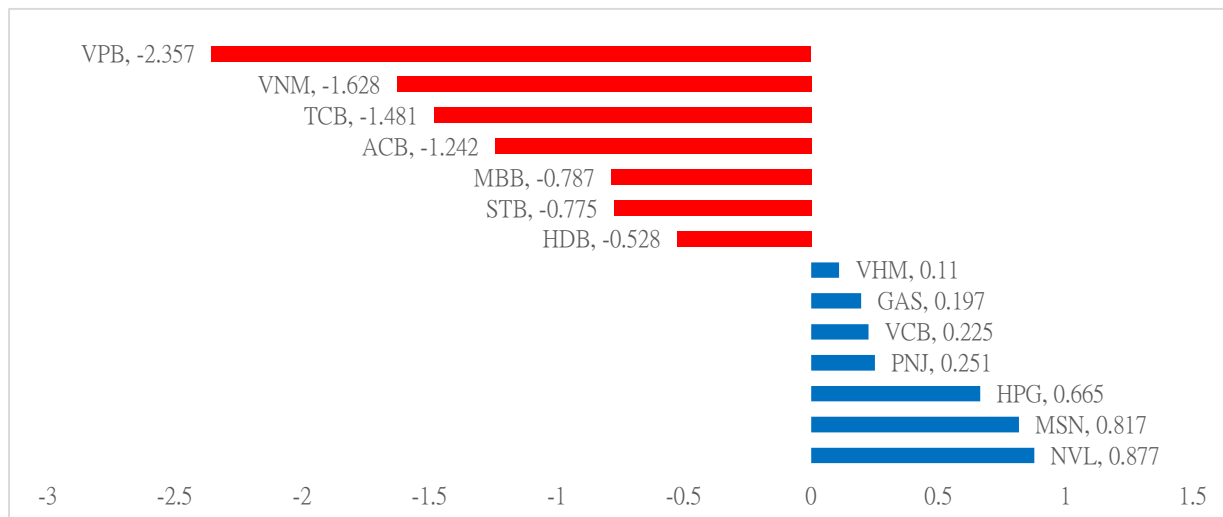


	VN30F2204-Daily	VN30F2204-1H
趨勢	上漲	上漲
支撐 1	1515	1522
支撐 2	1481	1517
阻力 1	1541	1537
阻力 2	1550	1541

VN30-INDEX 指數走勢

VN30-Index 收跌 0.57%，其中 VPB、VNM 和 TCB 對指數的負面影響最大。相比之下，NVL、MSN 和 HPG 對指數貢獻超過 2 點的漲幅。

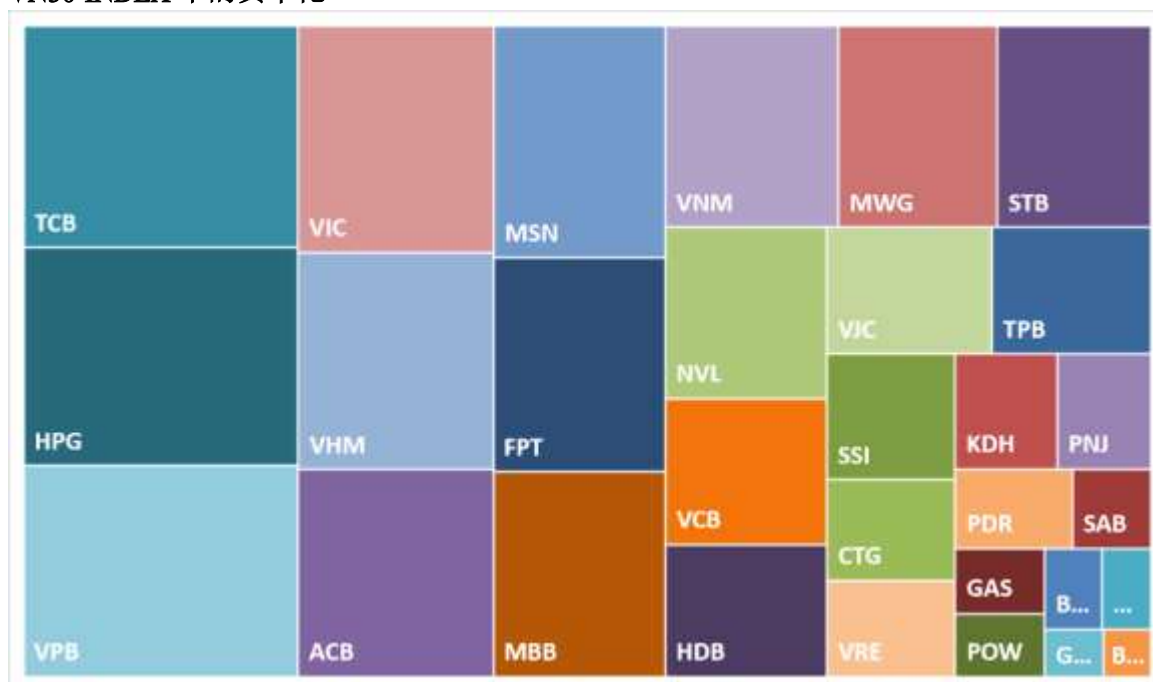
VN30-INDEX 中最有影響力的成份股





We Create Fortune

VN30-INDEX 中的資本化



VPB 的走勢圖



We Create Fortune

期貨合約的價格，交易量和持倉量

日期	VN30F2110	交易量	持倉量
05/04/2022	1,528.4	103,234	36,133
04/04/2022	1,525.0	157,870	36,260
01/04/2022	1,496.0	92,519	31,071
31/03/2022	1,489.8	165,435	30,581
30/03/2022	1,493.4	100,343	30,478
29/03/2022	1,483.5	122,542	28,955
28/03/2022	1,494.0	118,347	29,488
25/03/2022	1,494.0	123,052	30,970

日期	VN30F2111	交易量	持倉量
05/04/2022	1527.3	429	510
04/04/2022	1518.2	448	311
01/04/2022	1494.1	165	198
31/03/2022	1488.5	401	193
30/03/2022	1491.3	222	159
29/03/2022	1480.3	218	146
28/03/2022	1492.9	178	127
25/03/2022	1494	219	157

日期	VN30F2112	交易量	持倉量
05/04/2022	1,526.2	36	549
04/04/2022	1,518.0	131	536
01/04/2022	1,494.9	25	557
31/03/2022	1,488.0	41	556
30/03/2022	1,489.2	57	553
29/03/2022	1,476.3	108	557
28/03/2022	1,489.2	19	559
25/03/2022	1,490.1	60	557

日期	VN30F2203	交易量	持倉量
05/04/2022	1522.1	102	203
04/04/2022	1520.1	100	140
01/04/2022	1491.5	22	139
31/03/2022	1486.5	65	144
30/03/2022	1486	29	145
29/03/2022	1476.7	30	158
28/03/2022	1489.6	34	144
25/03/2022	1489.5	40	142

VN30-INDEX 中的成分股

股碼	公司名稱	行業	比重	收盤價	資本化	PER	PBR	3 個月平 均交易量	外資持有	52 週 最高	52 週 最低
		單位	%	VND	Bil. VND	x	x	'000 cp	%	VND	VND
BID	越南投資與發展商業股份銀行	金融	0.6%	43,300	219,034	20.8	2.6	3,230	17%	49,950	30,055
KDH	Khang Dien 房屋貿易投資股份 公司	房地產	1.5%	52,000	33,433	29.2	3.3	1,545	33%	57,500	27,682
CTG	越南工商股份銀行	金融	1.6%	32,350	155,466	#N/A N/A	#N/A N/A	10,074	26%	42,535	28,700
ACB	亞洲商業股份銀行	金融	5.3%	33,000	89,164	9.3	2.0	6,082	30%	38,200	25,680
PLX	越南油氣集團	能源	0.5%	56,100	71,280	23.9	2.8	2,419	17%	65,900	47,800
BVH	Bao Viet 集團	金融	0.3%	63,800	47,360	25.0	2.2	982	26%	66,500	47,000
FPT	FPT 發展投資工藝股份公司	科技	5.9%	109,000	98,923	22.7	5.5	1,606	49%	113,500	68,522
GAS	越南氣體總公司 - 股份公司	公用服務	0.8%	114,300	218,764	26.1	4.3	1,047	3%	128,400	79,800
POW	越南天然氣股份總公司	公用服務	0.7%	16,350	38,290	21.3	1.3	18,899	2%	20,800	9,980
HDB	胡志明市發展商業股份銀行	金融	2.8%	28,750	57,851	9.5	2.0	5,128	16%	33,950	20,800
HPG	Hoa Phat (和發) 集團股份公司	原材料	8.0%	46,100	206,202	6.4	2.3	21,186	22%	58,400	36,222
MBB	軍隊貿易股份銀行	金融	4.8%	32,650	123,362	9.7	2.1	17,690	23%	34,900	21,556
MSN	Masan 集團股份公司	必需消費品	5.0%	151,600	178,969	20.9	5.5	942	28%	175,000	90,800
MWG	世界移動通信投資股份公司	非必需消費品	5.1%	155,200	113,610	22.4	5.4	1,238	49%	158,700	88,000
NVL	Nova 房地產投資集團股份公司	房地產	4.2%	87,700	169,298	45.9	4.8	3,512	6%	94,351	46,753
PNJ	Phu Nhuan (富潤) 珠寶股份公 司	非必需消費品	1.6%	117,800	26,784	26.0	4.5	1,005	49%	120,000	84,900
GVR	越南橡膠工業集團	原材料	0.4%	36,400	145,600	35.0	3.0	2,188	1%	43,300	22,700
PDR	Phat Dat 開發房地產股份公司	房地產	1.3%	93,000	45,828	24.9	6.5	3,543	2%	99,800	58,102
TPB	Tien Phong 股份商業銀行	金融	2.7%	40,800	64,536	12.3	2.5	6,606	30%	44,000	19,852
SAB	西貢啤酒 - 酒精 - 飲料股份公 司	必需消費品	0.8%	166,200	106,581	29.1	5.0	160	63%	189,000	139,800
SSI	SSI 西貢證券股份公司	金融	2.2%	44,300	43,980	16.0	3.1	10,669	37%	57,700	20,578
STB	西貢商信銀行 (sacombank)	金融	4.0%	31,800	59,950	17.1	1.7	24,137	21%	36,700	20,900
TCB	越南技商股份銀行 (Techcombank)	金融	7.9%	49,050	172,210	9.5	1.9	8,505	22%	58,600	39,100
VCB	越南外商貿易股份銀行	金融	3.0%	83,000	392,799	17.9	3.6	1,492	24%	96,000	73,276
VHM	Vinhomes 股份公司	房地產	5.5%	76,400	332,674	8.5	2.7	4,795	24%	93,769	73,400
VIC	Vingroup 集團股份公司	房地產	6.0%	82,300	313,887	#N/A N/A	3.1	3,418	13%	129,689	77,000
VJC	Vietjet 越捷航空股份公司	工業	2.7%	141,500	76,638	771.4	4.5	874	17%	149,000	105,800
VNM	越南牛奶股份公司	必需消費品	4.7%	80,400	168,032	17.8	5.1	2,489	54%	104,500	73,400
VPB	Viet Nam Thịnh Vương (越南繁榮) 貿易股份銀行	金融	8.4%	38,300	170,262	14.5	2.2	15,106	18%	40,722	25,000
VRE	Vincom Retail 股份公司	房地產	1.7%	33,650	76,464	58.2	2.5	7,355	30%	37,000	25,100



元大證券（越南）公司

個人客戶分析部

Nguyễn Thế Minh

研究分析經理

+84 28 3622 6868 ext 3826

minh.nguyen@yuanta.com.vn

Lý Thị Hiền

研究分析主管

+84 28 3622 6868 ext 3908

hien.ly@yuanta.com.vn

Quách Đức Khánh

研究分析副主管

+84 28 3622 6868 ext 3833

khanh.quach@yuanta.com.vn

Khổng Hữu Hiệp

高級分析專員

+84 28 3622 6868 ext 3912

hiep.khong@yuanta.com.vn

Nguyễn Trịnh Ngọc Hồng

高級分析專員

+84 28 3622 6868 ext 3832

hong.nguyen@yuanta.com.vn

Phạm Tấn Phát

高級分析專員

+84 28 3622 6868 ext 3880

phat.pham@yuanta.com.vn

個人客戶業務部

Phạm Đắc Thành

北部分行經理

+84 28 3622 6868 ext 3416

thanh.pham@yuanta.com.vn

Võ Thị Thu Thủy

平陽分行經理

+84 28 3622 6868 ext 3505

thuy.vo@yuanta.com.vn

Lương Kỷ Ty

堤岸分行經理

+84 28 3622 6868 ext 3653

ty.luong@yuanta.com.vn

Bùi Quốc Phong

同奈分行經理

+84 28 3622 6868 ext 3701

phong.bui@yuanta.com.vn

Võ Đình Tuấn

峴港分行經理

+84 28 3622 6868 ext 3301

tuan.vo@yuanta.com.vn

Nguyễn Việt Quang

河內分行經理

+84 28 3622 6868 ext 3404

quang.nguyen@yuanta.com.vn

Đinh Thị Thu Cúc

頭頓分行經理

+84 28 3622 6868 ext 3203

cuc.dinh@yuanta.com.vn

Appendix A: Important Disclosures

Analyst Certification

Each research analyst primarily responsible for the content of this research report, in whole or in part, certifies that with respect to each security or issuer that the analyst covered in this report: (1) all of the views expressed accurately reflect his or her personal views about those securities or issuers; and (2) no part of his or her compensation was, is, or will be, directly or indirectly, related to the specific recommendations or views expressed by that research analyst in the research report.

Ratings Definitions

BUY: We have a positive outlook on the stock based on our expected absolute or relative return over the investment period. Our thesis is based on our analysis of the company's outlook, financial performance, catalysts, valuation and risk profile. We recommend investors add to their position.

HOLD-Outperform: In our view, the stock's fundamentals are relatively more attractive than peers at the current price. Our thesis is based on our analysis of the company's outlook, financial performance, catalysts, valuation and risk profile.

HOLD-Underperform: In our view, the stock's fundamentals are relatively less attractive than peers at the current price. Our thesis is based on our analysis of the company's outlook, financial performance, catalysts, valuation and risk profile.

SELL: We have a negative outlook on the stock based on our expected absolute or relative return over the investment period. Our thesis is based on our analysis of the company's outlook, financial performance, catalysts, valuation and risk profile. We recommend investors reduce their position.

Under Review: We actively follow the company, although our estimates, rating and target price are under review.

Restricted: The rating and target price have been suspended temporarily to comply with applicable regulations and/or Yuanta policies.

Note: Yuanta research coverage with a Target Price is based on an investment period of 12 months. Greater China Discovery Series coverage does not have a formal 12 months Target Price and the recommendation is based on an investment period specified by the analyst in the report.

Global Disclaimer

© 2020 Yuanta. All rights reserved. The information in this report has been compiled from sources we believe to be reliable, but we do not hold ourselves responsible for its completeness or accuracy. It is not an offer to sell or solicitation of an offer to buy any securities. All opinions and estimates included in this report constitute our judgment as of this date and are subject to change without notice.

This report provides general information only. Neither the information nor any opinion expressed herein constitutes an offer or invitation to make an offer to buy or sell securities or other investments. This material is prepared for general circulation to clients and is not intended to provide tailored investment advice and does not take into account the individual financial situation and objectives of any specific person who may receive this report. Investors should seek financial advice regarding the appropriateness of investing in any securities, investments or investment strategies discussed or recommended in this report. The information contained in this report has been compiled from sources believed to be reliable but no representation or warranty, express or implied, is made as to its accuracy, completeness or correctness. This report is not (and should not be construed as) a solicitation to act as securities broker or dealer in any jurisdiction by any person or company that is not legally permitted to carry on such business in that jurisdiction.

Yuanta research is distributed in the United States only to Major U.S. Institutional Investors (as defined in Rule 15a-6 under the Securities Exchange Act of 1934, as amended and SEC staff interpretations thereof). All transactions by a US person in the securities mentioned in this report must be effected through a registered broker-dealer under Section 15 of the Securities Exchange Act of 1934, as amended. Yuanta research is distributed in Taiwan by Yuanta Securities Investment Consulting. Yuanta research is distributed in Hong Kong by Yuanta Securities (Hong Kong) Co. Limited, which is licensed in Hong Kong by the Securities and Futures Commission for regulated activities, including Type 4 regulated activity (advising on securities). In Hong Kong, this research report may not be redistributed, retransmitted or disclosed, in whole or in part or any form or manner, without the express written consent of Yuanta Securities (Hong Kong) Co. Limited.