

市場測試 1410 點的阻力位

2022/04/29

合約走勢					
	收盤	+/-	交易量	到期日	剩餘時間
單位	點數	點數	合約	日期	日
VN30F2112	1392.0	-9.0	244,675	19/05	19
VN30F2201	1394.7	-6.3	598	16/06	47
VN30F2203	1391.0	9.9	60	15/09	138
VN30F2206	1392.0	15.2	27	15/12	229

源自 Bloomberg - YSVN

合約更改交易量和持倉量				
	交易量	+/-	OI	+/-
單位	合約	%		%
VN30F2112	244,675	-21.5%	28,650	
VN30F2201	598	16.8%	879	
VN30F2203	60	-23.1%	177	
VN30F2206	27	-43.8%	45	

源自: Bloomberg - YSVN

合約的基差變動			
	基差	前一盤	+/-
單位	點數	點數	點數
VN30F2112	-8.9	-1.0	-7.9
VN30F2201	-6.2	-1.0	-5.2
VN30F2203	-9.9	-20.9	11.1
VN30F2206	-8.9	-25.2	16.3

源自: Bloomberg - YSVN

合約走勢

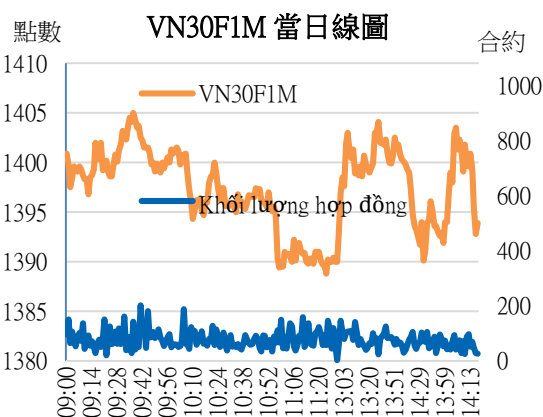
- 4 個期貨合約分化收盤，其中 2 個最新期貨合約的價格下跌，而 2 個期貨合約的價格上漲。與 VN30-Index 相比，VN30F2205 的基差錄得近負 9 點。
- VN30F2204 成交量比前一交易日減少 22%，VN30F2205 增加 17%，VN30F2212 減少 23%，而 VN30F2209 減少 44%。

VN30F1M 的評估

- VN30F2205 在創造更高的底部時繼續復甦。同時，價格處於調整階段，但仍在 1389 點以上，則為價格的支撐位。因此，VN30F2205 預計仍能上漲 1410 點附近，相當於 78.6% 斐波那契投影水平。
- 在日線圖上，VN30F2205 在寬幅橫盤整理，預計將在 1327 點結束中期調整第 4 波。當 VN30F2205 在日線圖上收於 1425 點以上時，漲勢將確認。

投資策略

當天策略 (Intraday)	多頭倉位考慮在 1390-1392 點開倉，停損於 1385 點，止盈在 1408-1410 點。
主要短期 趨勢策略 (Daily)	投資者觀察市場，並等待新的入場點。



Pham Tan Phat

高級分析專員

Email: phat.pham@yuanta.com.vn

Phone: (084) 28 3622 6868 ext 3880

We Create Fortune

VN30F1M 合約走勢圖

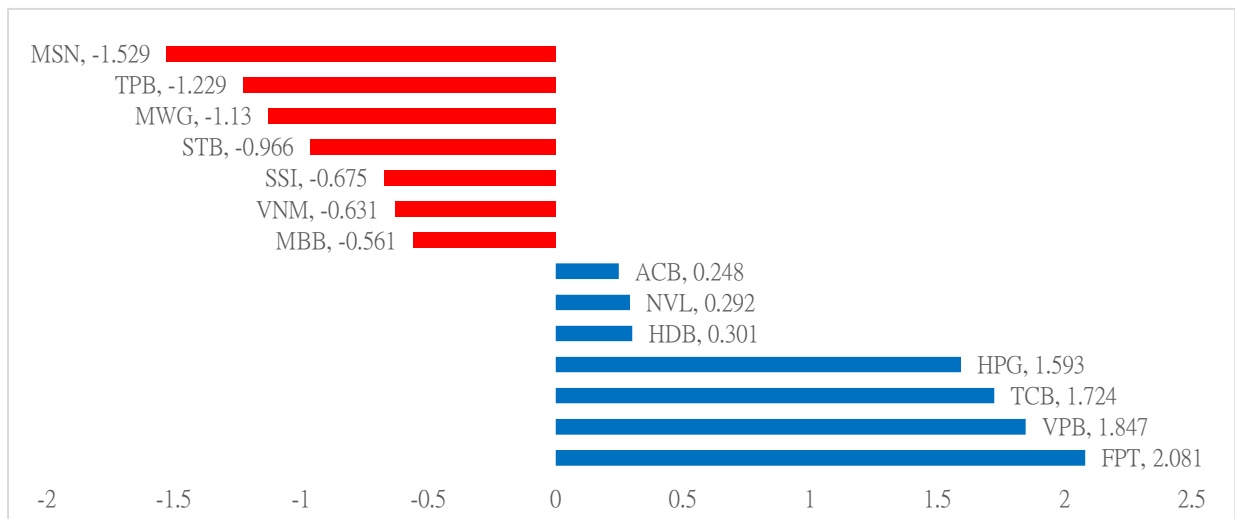


	VN30F2205-Daily	VN30F2205-1H
趨勢	橫盤	下跌
支撐 1	1327	1392
支撐 2	1315	1387
阻力 1	1430	1408
阻力 2	1500	1420

VN30-INDEX 指數走勢

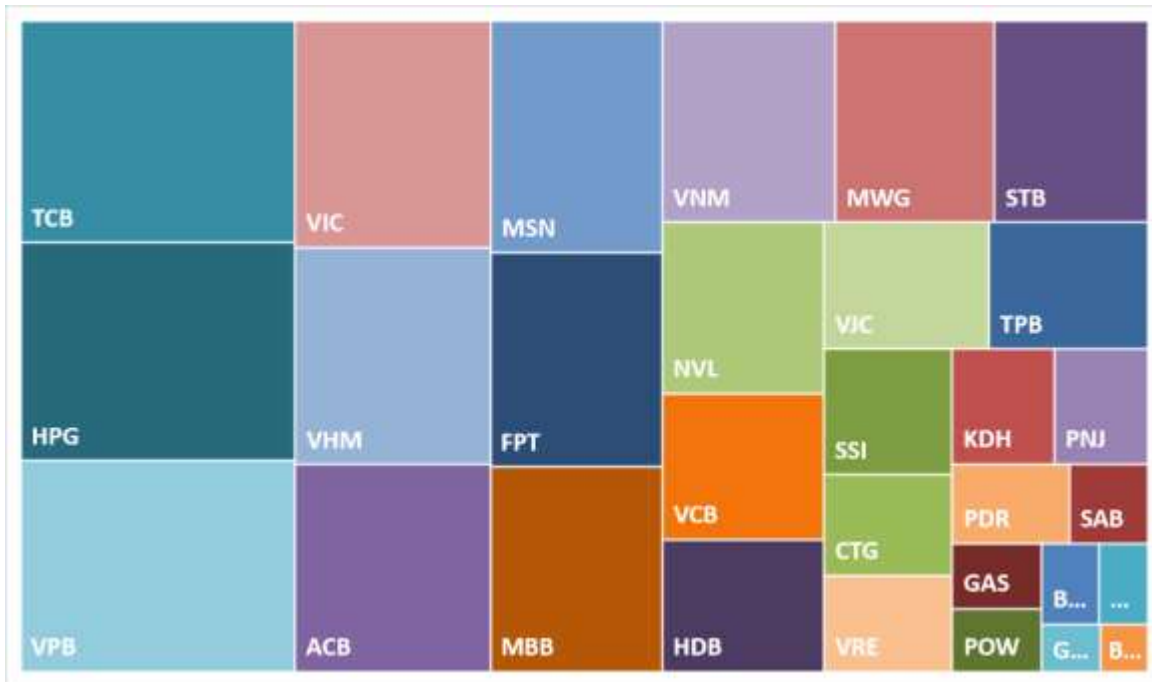
VN30-Index 收跌 0.08%，其中 MSN、TPB 和 MWG 對指數的負面影響最大。相比之下，FPT、VPB 和 TCB 對指數的漲幅貢獻最大。

VN30-INDEX 中最有影響力的成份股



We Create Fortune

VN30-INDEX 中的資本化



FPT 的走勢圖





We Create Fortune

期貨合約的價格，交易量和持倉量

日期	VN30F2110	交易量	持倉量
28/04/2022	1,401.0	311,802	28,650
27/04/2022	1,391.0	393,901	32,216
26/04/2022	1,353.1	283,121	33,518
25/04/2022	1,445.0	226,792	35,569
22/04/2022	1,426.8	210,564	34,045
21/04/2022	1,440.0	226,301	34,045
20/04/2022	1,454.1	192,235	37,973
19/04/2022	1,473.1	195,995	39,358

日期	VN30F2111	交易量	持倉量
28/04/2022	1401	512	879
27/04/2022	1393	709	792
26/04/2022	1352	720	872
25/04/2022	1444.6	532	833
22/04/2022	1450	26,273	21,411
21/04/2022	1439	14,907	15,790
20/04/2022	1457.8	12,304	10,890
19/04/2022	1479	2,584	2,048

日期	VN30F2112	交易量	持倉量
28/04/2022	1,381.1	78	177
27/04/2022	1,389.1	95	188
26/04/2022	1,350.1	84	216
25/04/2022	1,447.9	84	216
22/04/2022	1,453.0	151	807
21/04/2022	1,441.1	238	791
20/04/2022	1,460.0	190	770
19/04/2022	1,478.0	76	724

日期	VN30F2203	交易量	持倉量
28/04/2022	1376.8	48	45
27/04/2022	1375.1	77	43
26/04/2022	1357.9	97	57
25/04/2022	1441.8	29	14
22/04/2022	1450	80	233
21/04/2022	1440	170	252
20/04/2022	1465.1	127	251
19/04/2022	1473.4	92	265

We Create Fortune

VN30-INDEX 中的成分股

股碼	公司名稱	行業	比重	收盤價	資本化	PER	PBR	3 個月平均交易量	外資持有	52 週最高	52 週最底
		單位	%	VND	Bil. VND	x	x	'000 cp	%	VND	VND
BID	越南投資與發展商業股份銀行	金融	0.6%	36,700	185,648	17.6	2.2	2,569	17%	49,950	30,055
KDH	Khang Dien 房屋貿易投資股份公司	房地產	1.5%	47,000	30,218	26.4	3.0	1,219	33%	57,500	31,136
CTG	越南工商股份銀行	金融	1.6%	28,200	135,522	9.6	1.5	7,261	26%	42,535	25,500
ACB	亞洲商業股份銀行	金融	5.5%	31,000	83,760	8.0	1.7	6,120	30%	38,200	26,720
PLX	越南油氣集團	能源	0.5%	47,800	60,734	20.4	2.4	2,460	17%	65,900	44,600
BVH	Bao Viet 集團	金融	0.3%	60,000	44,539	23.5	2.1	1,448	26%	70,000	47,000
FPT	FPT 發展投資工藝股份公司	科技	6.3%	105,500	95,747	20.5	5.0	2,261	49%	118,900	69,565
GAS	越南氣體總公司 - 股份公司	公用服務	0.8%	107,700	206,132	24.6	4.0	968	3%	128,400	79,800
POW	越南天然氣股份總公司	公用服務	0.6%	12,800	29,976	16.7	1.0	15,204	2%	20,800	9,980
HDB	胡志明市發展商業股份銀行	金融	2.7%	25,200	50,708	8.3	1.7	4,664	16%	33,950	21,280
HPG	Hoa Phat (和發) 集團股份公司	原材料	8.2%	43,100	192,783	6.0	2.1	21,275	22%	58,400	39,600
MBB	軍隊貿易股份銀行	金融	4.7%	29,450	111,272	8.1	1.7	16,360	23%	34,900	21,926
MSN	Masan 集團股份公司	必需消費品	5.1%	116,500	165,039	19.3	5.0	1,141	29%	145,833	78,583
MWG	世界移動通信投資股份公司	非必需消費品	5.3%	145,000	106,144	20.9	5.1	1,737	49%	162,800	90,000
NVL	Nova 房地產投資集團股份公司	房地產	4.3%	81,700	157,715	42.8	4.5	4,029	7%	94,351	66,670
PNJ	Phu Nhuan (富潤) 珠寶股份公司	非必需消費品	1.7%	106,200	25,739	19.5	3.2	1,230	52%	124,000	84,900
GVR	越南橡膠工業集團	原材料	0.4%	28,750	115,000	27.7	2.4	2,259	1%	43,300	24,050
PDR	Phat Dat 開發房地產股份公司	房地產	1.3%	62,000	41,642	22.3	5.7	4,435	2%	73,221	50,624
TPB	Tien Phong 股份商業銀行	金融	2.5%	33,600	53,147	10.2	1.9	5,389	30%	44,000	19,926
SAB	西貢啤酒 - 酒精 - 飲料股份公司	必需消費品	0.9%	165,000	105,811	27.6	4.9	186	63%	181,400	139,800
SSI	SSI 西貢證券股份公司	金融	1.8%	33,500	33,258	11.1	2.2	9,302	37%	57,700	20,875
STB	西貢商信銀行 (sacombank)	金融	3.8%	27,700	52,220	14.9	1.5	17,379	21%	36,700	22,900
TCB	越南技商股份銀行 (Techcombank)	金融	7.4%	42,300	148,512	7.7	1.5	8,139	22%	58,600	38,850
VCB	越南外商貿易股份銀行	金融	3.3%	81,500	385,700	17.6	3.5	1,363	24%	96,000	73,276
VHM	Vinhomes 股份公司	房地產	5.1%	64,500	280,857	7.2	2.3	4,279	23%	93,769	59,200
VIC	Vingroup 集團股份公司	房地產	6.3%	77,900	297,106	#N/A N/A	2.9	3,496	13%	120,711	72,700
VJC	Vietjet 越捷航空股份公司	工業	2.7%	129,000	69,868	695.5	4.1	887	17%	149,000	105,800
VNM	越南牛奶股份公司	必需消費品	4.8%	74,300	155,284	16.4	4.7	2,578	54%	95,800	70,900
VPB	Viet Nam Thinh Vuong (越南繁榮) 貿易股份銀行	金融	8.7%	36,500	162,260	9.4	1.9	18,847	18%	41,050	29,333
VRE	Vincom Retail 股份公司	房地產	1.6%	29,850	67,829	74.5	2.2	5,589	31%	37,000	25,100



We Create Fortune

元大證券（越南）公司

個人客戶分析部

Nguyễn Thế Minh
研究分析經理
+84 28 3622 6868 ext 3826
minh.nguyen@yuanta.com.vn

Lý Thị Hiền
研究分析主管
+84 28 3622 6868 ext 3908
hien.ly@yuanta.com.vn

Quách Đức Khánh
研究分析副主管
+84 28 3622 6868 ext 3833
khanh.quach@yuanta.com.vn

Khổng Hữu Hiệp
高級分析專員
+84 28 3622 6868 ext 3912
hiep.khong@yuanta.com.vn

Nguyễn Trịnh Ngọc Hồng
高級分析專員
+84 28 3622 6868 ext 3832
hong.nguyen@yuanta.com.vn

Phạm Tấn Phát
高級分析專員
+84 28 3622 6868 ext 3880
phat.pham@yuanta.com.vn

個人客戶業務部

Phạm Đắc Thành
北部分行經理
+84 28 3622 6868 ext 3416
thanh.pham@yuanta.com.vn

Võ Thị Thu Thủy
平陽分行經理
+84 28 3622 6868 ext 3505
thuy.vo@yuanta.com.vn

Lương Kỳ Ty
堤岸分行經理
+84 28 3622 6868 ext 3653
ty.luong@yuanta.com.vn

Bùi Quốc Phong
同奈分行經理
+84 28 3622 6868 ext 3701
phong.bui@yuanta.com.vn

Võ Đình Tuấn
峴港分行經理
+84 28 3622 6868 ext 3301
tuan.vo@yuanta.com.vn

Nguyễn Việt Quang
河內分行經理
+84 28 3622 6868 ext 3404
quang.nguyen@yuanta.com.vn

Đinh Thị Thu Cúc
頭頓分行經理
+84 28 3622 6868 ext 3203
cuc.dinh@yuanta.com.vn



Appendix A: Important Disclosures

Analyst Certification

Each research analyst primarily responsible for the content of this research report, in whole or in part, certifies that with respect to each security or issuer that the analyst covered in this report: (1) all of the views expressed accurately reflect his or her personal views about those securities or issuers; and (2) no part of his or her compensation was, is, or will be, directly or indirectly, related to the specific recommendations or views expressed by that research analyst in the research report.

Ratings Definitions

BUY: We have a positive outlook on the stock based on our expected absolute or relative return over the investment period. Our thesis is based on our analysis of the company's outlook, financial performance, catalysts, valuation and risk profile. We recommend investors add to their position.

HOLD-Outperform: In our view, the stock's fundamentals are relatively more attractive than peers at the current price. Our thesis is based on our analysis of the company's outlook, financial performance, catalysts, valuation and risk profile.

HOLD-Underperform: In our view, the stock's fundamentals are relatively less attractive than peers at the current price. Our thesis is based on our analysis of the company's outlook, financial performance, catalysts, valuation and risk profile.

SELL: We have a negative outlook on the stock based on our expected absolute or relative return over the investment period. Our thesis is based on our analysis of the company's outlook, financial performance, catalysts, valuation and risk profile. We recommend investors reduce their position.

Under Review: We actively follow the company, although our estimates, rating and target price are under review.

Restricted: The rating and target price have been suspended temporarily to comply with applicable regulations and/or Yuanta policies.

Note: Yuanta research coverage with a Target Price is based on an investment period of 12 months. Greater China Discovery Series coverage does not have a formal 12 months Target Price and the recommendation is based on an investment period specified by the analyst in the report.

Global Disclaimer

© 2020 Yuanta. All rights reserved. The information in this report has been compiled from sources we believe to be reliable, but we do not hold ourselves responsible for its completeness or accuracy. It is not an offer to sell or solicitation of an offer to buy any securities. All opinions and estimates included in this report constitute our judgment as of this date and are subject to change without notice.

This report provides general information only. Neither the information nor any opinion expressed herein constitutes an offer or invitation to make an offer to buy or sell securities or other investments. This material is prepared for general circulation to clients and is not intended to provide tailored investment advice and does not take into account the individual financial situation and objectives of any specific person who may receive this report. Investors should seek financial advice regarding the appropriateness of investing in any securities, investments or investment strategies discussed or recommended in this report. The information contained in this report has been compiled from sources believed to be reliable but no representation or warranty, express or implied, is made as to its accuracy, completeness or correctness. This report is not (and should not be construed as) a solicitation to act as securities broker or dealer in any jurisdiction by any person or company that is not legally permitted to carry on such business in that jurisdiction.

Yuanta research is distributed in the United States only to Major U.S. Institutional Investors (as defined in Rule 15a-6 under the Securities Exchange Act of 1934, as amended and SEC staff interpretations thereof). All transactions by a US person in the securities mentioned in this report must be effected through a registered broker-dealer under Section 15 of the Securities Exchange Act of 1934, as amended. Yuanta research is distributed in Taiwan by Yuanta Securities Investment Consulting. Yuanta research is distributed in Hong Kong by Yuanta Securities (Hong Kong) Co. Limited, which is licensed in Hong Kong by the Securities and Futures Commission for regulated activities, including Type 4 regulated activity (advising on securities). In Hong Kong, this research report may not be redistributed, retransmitted or disclosed, in whole or in part or any form or manner, without the express written consent of Yuanta Securities (Hong Kong) Co. Limited.