

## 當日市場：大型股保持 VN-Index 的上漲趨勢


2022/04/01

### 市場走勢

市場指數	VNI	HNI	UPCOM
收盤	1,492.15	449.62	117.04
%日	0.11%	-0.35%	0.14%
%週	-0.41%	-2.85%	-0.20%
%月	0.14%	2.09%	4.31%
%年	25.24%	56.84%	43.77%
<b>成交值(Bil.VND)</b>			
當日	21,773	3,346	4,058
日均量/週	26,245	4,064	2,444
日均量/月	26,450	3,747	2,012
<b>外資進出</b>			
買進	1,283.44	21.34	55.78
賣出	945.06	25.47	10.04
買賣超	338.38	-4.14	45.74
<b>市場漲跌家數</b>			
上漲	143	83	141
下跌	221	156	238
持平	61	115	524
<b>市場指標</b>			
P/E	17.13	21.76	24.29
總市值 (兆盾)	5,932	503	1,514
股息殖利率	2.06%	3.40%	3.48%

資料源: Bloomberg - YSVN

VNINDEX



HNIINDEX



### 市場走勢

大盤走勢分化，VNI-Index 上漲 0.11%，HNX-Index 反轉下跌 0.35%，Upcom-Index 小幅上漲。3 大市場的交易額均下跌至 24 兆 7,200 億越南盾。

銀行股保持漲幅，其中 ACB (+1.4%)、CTG (+1.2%)、VPB (+1.1%) 積極上漲。當日的亮點是 VNM (+6.2)，因為有消息稱 Moc Chau Milk 錄得強勁增長的業務業績，SCIC 註冊購買另外 200,000 股。

相反，MSN (-1.3%)、PDR (-1.3%)、GAS (-1.6%)、STB (-1.7%) 均調整。VN30 -Index 錄得 19 檔上漲股和 9 檔下跌股，顯示上漲勢頭尚未必要。

鋼鐵股 (HSG, NKG) 的賣力處於加強的趨勢，價格下跌，而房地產股 (HQC, LDG, SCR)，石油 (PVD, PVS, PVC) 繼續大幅下跌。

外資繼續買超超過 3,790 億越南盾，其中 VNM (2,060 億)、DGC (1,640 億)、DCM (420 億) 在買超方面領先。另一方面，外資強勁賣超 VHM (1,470 億)、MSN (390 億)、PDR (270 億)。

### 市場短期觀點

我們認為 VN-Index 在下個交易日可能在 1,495-1,500 點附近繼續橫盤整理。積極點是大型股吸引短期現金流，顯示現金流正在移動，並在大型股中尋找機會，因為中小型股在過去兩個交易日強勁調整。同時，短期情緒指標持續下跌，顯示短期投資者較為謹慎。

大盤短期走勢仍為上漲。因此，我們建議短期投資者可以暫時停止買進，並持有平衡比例的股票，尤其是投資者可以重組中小型股。

請在 <https://ysradar.yuanta.com.vn/> 查看有關股票的信號。

We Create Fortune

### 熱門技術分析圖



We Create Fortune

技術分析圖



指數技術分析圖 VN-Index



指數技術分析圖 HNX-Index

指數	短期趨勢	中期趨勢	阻力區 1	阻力區 2	支撐區 1	支撐區 2
VN-Index	上漲	上漲	1500	1530	1210	970
HNX-Index	上漲	上漲	470	500	300	180
VN30	上漲	上漲	1550	1570	1445	960
VNMidcaps	上漲	上漲	1,730	1800	1650	963
VNSmallcaps	上漲	上漲	1430	1450	1400	804

We Create Fortune

胡志明市交易所 (HSX)

	收盤	漲跌%
VNI	1492.15	0.11%
VN30	1508.53	0.55%
VN Mid	2197.95	-0.49%
VN Small	2211.95	-1.20%

河內交易所 (HSX)

	收盤	漲跌%
HNI	449.62	-0.35%
HN30	823.44	-0.13%
VNX AllSh	1543.71	0.09%

UPCOM 市場 (UPCoM)

	收盤	漲跌%
UPCoM	117.04	0.14%

外資交易	成交值 (BiL.VND)
買進	1283.44
賣出	945.06
買超/賣超	338.38

外資交易	成交值 (BiL.VND)
買進	21.34
賣出	25.47
買超/賣超	-4.14

外資交易	成交值 (BiL.VND)
買進	55.78
賣出	10.04
買超/賣超	45.74

上漲排名/股碼	漲跌(VND)	漲跌%
TIP	3600	6.98%
VGC	4200	6.93%
OGC	1250	6.93%
HUB	3400	6.91%
VNM	4700	6.17%

上漲排名/股碼	漲跌(VND)	漲跌%
IDC	5100	6.80%
PTI	4000	5.88%
BAX	4100	5.13%
DTD	2000	4.69%
TVD	700	3.78%

上漲排名/股碼	漲跌(VND)	漲跌%
RCC	2782	7.86%
SJG	2676	7.62%
TID	3128	5.65%
VNA	2516	5.32%
VEA	1835	4.01%

下跌排名/股碼	漲跌(VND)	漲跌%
ROS	-530	-6.98%
JVC	-900	-6.98%
HQC	-650	-6.95%
HAI	-380	-6.95%
AMD	-400	-6.94%

下跌排名/股碼	漲跌(VND)	漲跌%
HUT	-3800	-9.82%
PVL	-1300	-9.70%
ART	-800	-9.09%
KLF	-400	-7.41%
BCC	-1500	-6.12%

下跌排名/股碼	漲跌(VND)	漲跌%
VHG	-569	-5.58%
DTE	-1056	-4.57%
SEA	-2270	-4.55%
PFL	-498	-4.26%
DDV	-1215	-4.04%

\*備註: 市值>5,000 億盾; 成交值>15 億盾

市值排名/股碼	BiL.VND
VCB	388,066
VHM	330,061
VIC	309,310
BID	220,299
GAS	210,726

市值排名/股碼	BiL.VND
THD	58,870
KSF	32,190
IDC	22,500
NVB	19,934
VCS	19,200

市值排名/股碼	BiL.VND
ACV	199,589
BSR	82,631
MCH	81,810
VEA	60,923
GE2	38,803

交易量排名/股碼	成交值	30 日均
HQC	25,325,400	23,067,968
EIB	25,280,200	749,168
HAG	21,003,300	24,638,973
MBB	19,204,300	16,161,964
HPG	19,047,300	26,034,927

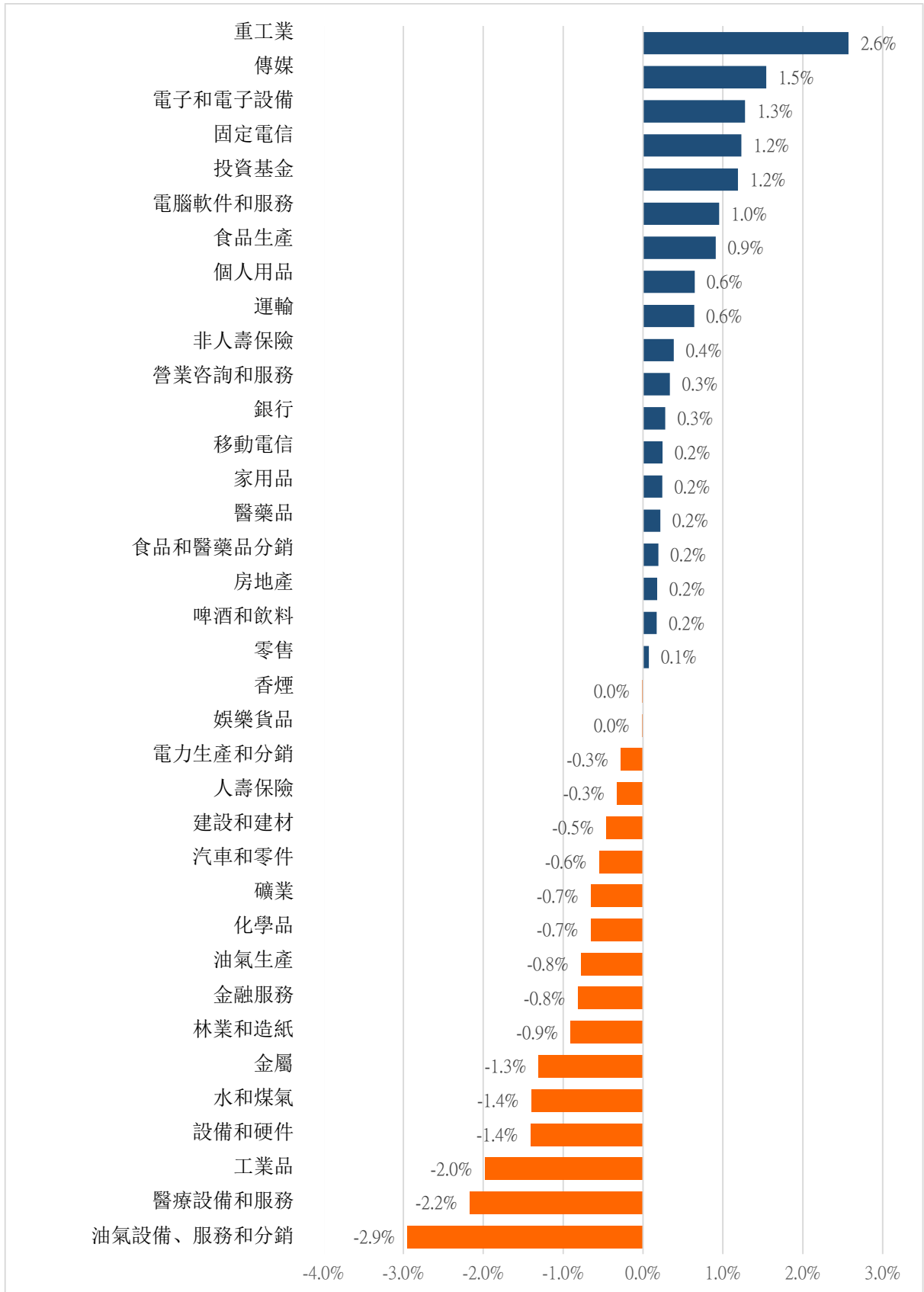
交易量排名/股碼	成交值	30 日均
KLF	19,787,498	7,532,512
IDC	10,598,776	3,527,812
ART	10,350,272	3,576,029
PVS	7,774,188	12,323,128
HUT	7,628,064	5,518,732

交易量排名/股碼	成交值	30 日均
VCR	58,064,700	201,574
VHG	8,734,333	8,452,433
VGT	5,754,614	3,559,309
BSR	4,698,248	10,729,370
C4G	3,153,729	4,125,453

資料源: Bloomberg & Yuanta Research

We Create Fortune

各行業板塊的交易走勢

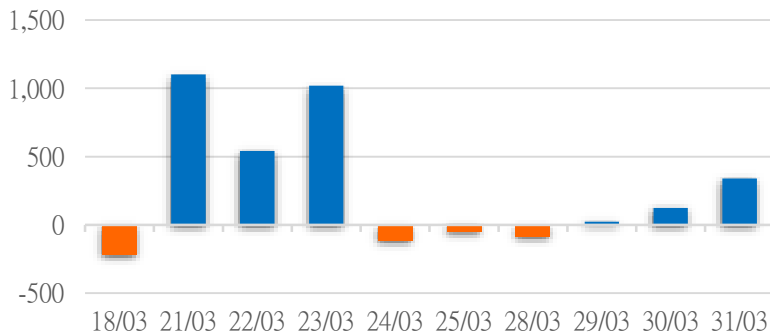


資料源: FiinPro - YSVN

We Create Fortune

## 外資買進賣統計

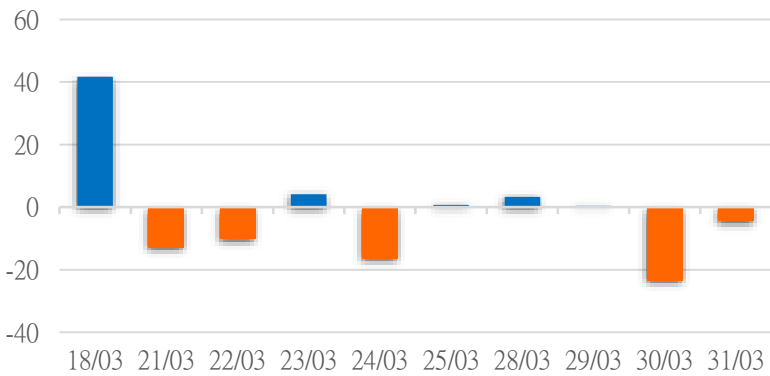
### HSX 外資每日買/賣超



證券代碼	買超金額 (Mil.VND)	證券代碼	賣超金額 (Mil.VND)
VNM	205,621	VHM	147,487
DGC	163,830	MSN	38,522
DCM	42,170	PDR	26,869
VRE	42,052	PVD	17,855
HDB	17,601	CTR	17,445

HSX 外資買/賣超的前 5 名

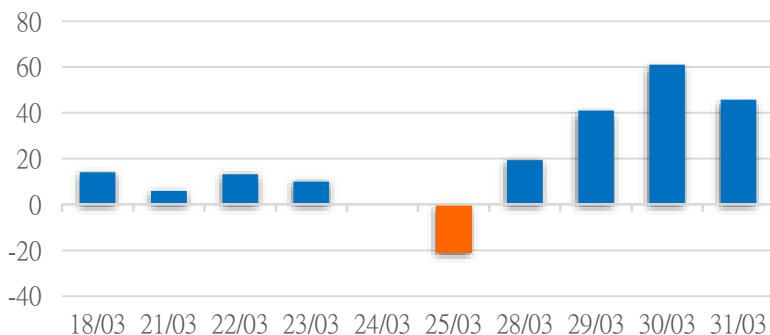
### HNX 外資每日買/賣超



證券代碼	買超金額 (Mil.VND)	證券代碼	賣超金額 (Mil.VND)
PVI	2,818	NVB	11,314
PLC	2,395	SHS	4,796
MBG	1,612	DNP	591
IDC	1,224	DP3	409
PVS	909	PTS	383

HNX 外資買/賣超的前 5 名

### UPCOM 外資每日買/賣超



證券代碼	買超金額 (Mil.VND)	證券代碼	賣超金額 (Mil.VND)
QNS	22,645	VNA	2,004
HPP	6,594	CSI	389
NTC	4,269	ACG	361
LTG	3,777	VGT	278
VEA	3,564	DID	171

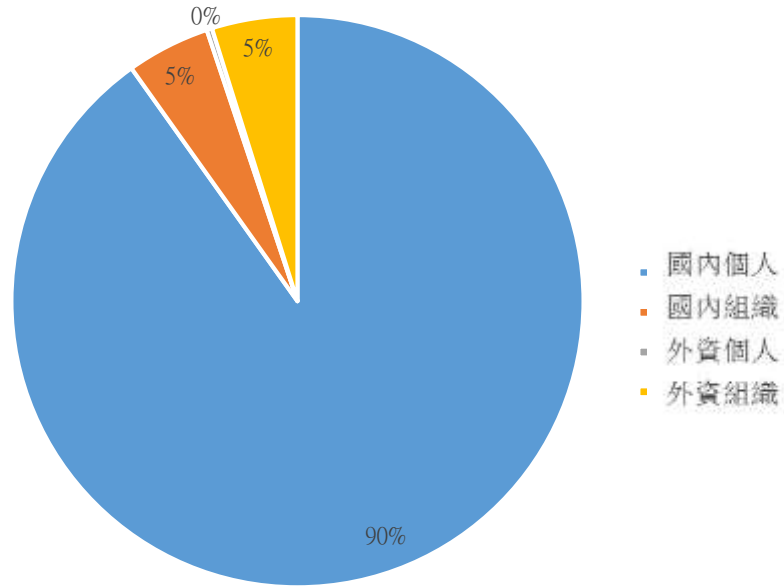
UPCOM 外資買/賣超的前 5 名

源: FiinPro - YSVN



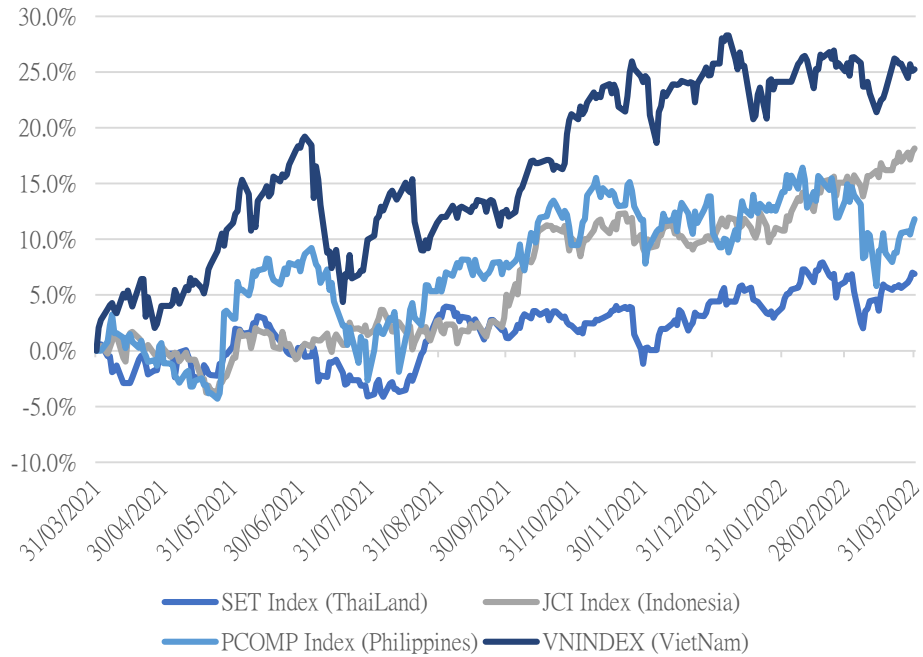
We Create **Fortune**

### 越南證券市場投資人類別統計



資料源: FiinPro - YSVN

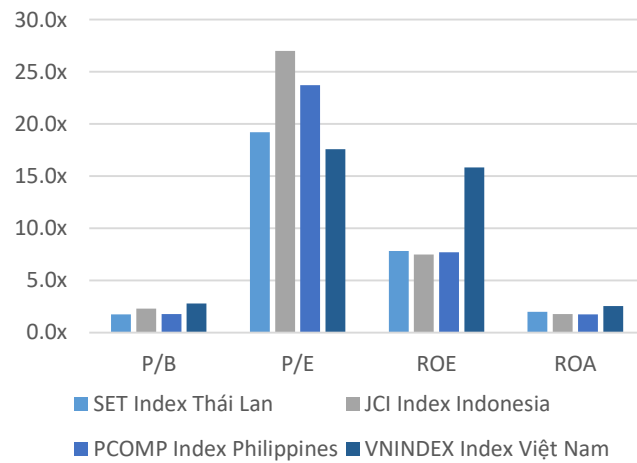
### 東南亞主要市場走勢比較



東南亞主要市場數據

		Thailand	Indonesia	Philippines	Vietnam
P/B		1.7x	2.3x	1.8x	2.6x
P/E		18.4x	28.52	21.9x	17.3x
ROE	%	9.61	7.86	8.52	15.27
ROA	%	2.40	1.95	1.92	2.49
Vốn hóa	Tỷ USD	598.55	616.93	191.04	258.39
GTGD	Triệu USD	2.59	0.79	0.10	1.21
LS cổ tức	%	2.62	2.22	1.67	1.11

源: Bloomberg & YSVN







We Create Fortune

## 元大證券（越南）公司

### 個人客戶分析部

**Nguyễn Thế Minh**  
研究分析經理  
+84 28 3622 6868 ext 3826  
minh.nguyen@yuanta.com.vn

**Lý Thị Hiền**  
研究分析主管  
+84 28 3622 6868 ext 3908  
hien.ly@yuanta.com.vn

**Quách Đức Khánh**  
研究分析副主管  
+84 28 3622 6868 ext 3833  
khanh.quach@yuanta.com.vn

**Khổng Hữu Hiệp**  
高級分析專員  
+84 28 3622 6868 ext 3912  
hiep.khong@yuanta.com.vn

**Nguyễn Trịnh Ngọc Hồng**  
高級分析專員  
+84 28 3622 6868 ext 3832  
hong.nguyen@yuanta.com.vn

**Phạm Tấn Phát**  
高級分析專員  
+84 28 3622 6868 ext 3880  
phat.pham@yuanta.com.vn

### 個人客戶業務部

**Phạm Đắc Thành**  
北部分行經理  
+84 28 3622 6868 ext 3416  
thanh.pham@yuanta.com.vn

**Võ Thị Thu Thủy**  
平陽分行經理  
+84 28 3622 6868 ext 3505  
thuy.vo@yuanta.com.vn

**Lương Kỳ Ty**  
堤岸分行經理  
+84 28 3622 6868 ext 3653  
ty.luong@yuanta.com.vn

**Bùi Quốc Phong**  
同奈分行經理  
+84 28 3622 6868 ext 3701  
phong.bui@yuanta.com.vn

**Võ Đình Tuấn**  
峴港分行經理  
+84 28 3622 6868 ext 3301  
tuan.vo@yuanta.com.vn

**Nguyễn Việt Quang**  
河內分行經理  
+84 28 3622 6868 ext 3404  
quang.nguyen@yuanta.com.vn

**Đinh Thị Thu Cúc**  
頭頓分行經理  
+84 28 3622 6868 ext 3203  
cuc.dinh@yuanta.com.vn

## Appendix A: Important Disclosures

### Analyst Certification

Each research analyst primarily responsible for the content of this research report, in whole or in part, certifies that with respect to each security or issuer that the analyst covered in this report: (1) all of the views expressed accurately reflect his or her personal views about those securities or issuers; and (2) no part of his or her compensation was, is, or will be, directly or indirectly, related to the specific recommendations or views expressed by that research analyst in the research report.

### Ratings Definitions

**BUY:** We have a positive outlook on the stock based on our expected absolute or relative return over the investment period. Our thesis is based on our analysis of the company's outlook, financial performance, catalysts, valuation and risk profile. We recommend investors add to their position.

**HOLD-Outperform:** In our view, the stock's fundamentals are relatively more attractive than peers at the current price. Our thesis is based on our analysis of the company's outlook, financial performance, catalysts, valuation and risk profile.

**HOLD-Underperform:** In our view, the stock's fundamentals are relatively less attractive than peers at the current price. Our thesis is based on our analysis of the company's outlook, financial performance, catalysts, valuation and risk profile.

**SELL:** We have a negative outlook on the stock based on our expected absolute or relative return over the investment period. Our thesis is based on our analysis of the company's outlook, financial performance, catalysts, valuation and risk profile. We recommend investors reduce their position.

**Under Review:** We actively follow the company, although our estimates, rating and target price are under review.

**Restricted:** The rating and target price have been suspended temporarily to comply with applicable regulations and/or Yuanta policies.

Note: Yuanta research coverage with a Target Price is based on an investment period of 12 months. Greater China Discovery Series coverage does not have a formal 12 month Target Price and the recommendation is based on an investment period specified by the analyst in the report.

### Global Disclaimer

© 2018 Yuanta. All rights reserved. The information in this report has been compiled from sources we believe to be reliable, but we do not hold ourselves responsible for its completeness or accuracy. It is not an offer to sell or solicitation of an offer to buy any securities. All opinions and estimates included in this report constitute our judgment as of this date and are subject to change without notice.

This report provides general information only. Neither the information nor any opinion expressed herein constitutes an offer or invitation to make an offer to buy or sell securities or other investments. This material is prepared for general circulation to clients and is not intended to provide tailored investment advice and does not take into account the individual financial situation and objectives of any specific person who may receive this report. Investors should seek financial advice regarding the appropriateness of investing in any securities, investments or investment strategies discussed or recommended in this report. The information contained in this report has been compiled from sources believed to be reliable but no representation or warranty, express or implied, is made as to its accuracy, completeness or correctness. This report is not (and should not be construed as) a solicitation to act as securities broker or dealer in any jurisdiction by any person or company that is not legally permitted to carry on such business in that jurisdiction.

Yuanta research is distributed in the United States only to Major U.S. Institutional Investors (as defined in Rule 15a-6 under the Securities Exchange Act of 1934, as amended and SEC staff interpretations thereof). All transactions by a US person in the securities mentioned in this report must be effected through a registered broker-dealer under Section 15 of the Securities Exchange Act of 1934, as amended. Yuanta research is distributed in Taiwan by Yuanta Securities Investment Consulting. Yuanta research is distributed in Hong Kong by Yuanta Securities (Hong Kong) Co. Limited, which is licensed in Hong Kong by the Securities and Futures Commission for regulated activities, including Type 4 regulated activity (advising on securities). In Hong Kong, this research report may not be redistributed, retransmitted or disclosed, in whole or in part or and any form or manner, without the express written