

當日市場：指數大幅上漲並在市場擴散


2022/04/04

市場走勢

市場指數	VNI	HNI	UPCOM
收盤	1,516.44	454.10	117.19
%日	1.63%	1.00%	0.13%
%週	1.20%	-1.66%	0.16%
%月	1.18%	2.38%	4.28%
%年	24.70%	55.30%	43.42%
成交值(Bil.VND)			
當日	26,653	3,254	2,082
日均量/週	26,674	3,987	2,441
日均量/月	26,579	3,763	2,032
外資進出			
買進	1,705.46	13.05	64.49
賣出	1,291.09	16.44	7.61
買賣超	414.38	-3.39	56.87
市場漲跌家數			
上漲	253	133	193
下跌	118	108	304
持平	54	113	406
市場指標			
P/E	0.00	0.00	0.00
總市值 (兆盾)	0	0	0
股息殖利率	0.00%	0.00%	0.00%

資料源: Bloomberg - YSVN

VNINDEX



HNIINDEX



市場走勢

市場在本週最後一個交易日強勁波動，尤其是 VNI-Index 上漲 1.63%，而 HNX-Index 也恢復收盤上漲 1%，Upcom-Index 小幅上漲。與前一交易日相比，交易額再次增加，並在 3 大市場達到 29 兆 7,080 億越南盾。

現金流繼續強勁參與大型股，其中銀行股如 ACB (+1.1%)、BID (+2%)、HDB (+3.9%)、VPB (+3.8%)、零售 (MWG (+7 %))、PET (+7%)、DGW (+3.8%)、保險 (BVH (+3.1%))、消費者 (MSN (+3%))、SAB (+4%)、PNJ (+) 6.1%) 等市場上上漲最強勁的板塊。

與此同時，上漲勢頭擴散 HCM、SSI、TCD、SCR、HQC、CII、VND、DPM、LDG、HAI 等許多其他板塊和股票。

外資繼續買超超過 4,670 億越南盾，其中 VNM (1,930 億)、DGC (1,780 億)、QNS (460 億) 在買超方面領先。另一方面，外資強勁賣超 HPG (1,600 億)、VHM (1,090 億)、E1VFN30 (770 億)。

市場短期觀點

我們認為 VN-Index 可能會重新測試 1,512 點的新支撐位，並在本週首個交易日迅速恢復上漲勢頭。同時，我們預計當主要股指價格走勢圖顯示進入積極劇烈波動的跡象時，VN-Index 價格走勢圖可能擴大至 1535 點的阻力位。尤其是大型股正在吸引現金流，因此短期上漲趨勢可能更具可持續。此外，情緒指標持續下跌，顯示現金流出現分化的走勢，並從中小型股流入大型股。

大盤短期走勢仍為上漲。因此，我們建議短期投資者可以重組投資組合以增加大型股比例，並逐步降低中小型股的比例。

從周線圖來看，指數價格走勢圖顯示調整階段結束的早期跡象，中期現金流有所改善。同時，大盤中期走勢依然上漲，顯示 VN-Index 價格走勢圖在下個交易週可能逼近 1535 點的阻力位。因此，我們建議中期投資者可以利用調整以增加持股比例。

We Create Fortune

技術分析圖



指數技術分析圖 VN-Index



指數技術分析圖 HNX-Index

指數	短期趨勢	中期趨勢	阻力區 1	阻力區 2	支撐區 1	支撐區 2
VN-Index	上漲	上漲	1535	1550	1210	970
HNX-Index	上漲	上漲	470	500	300	180
VN30	上漲	上漲	1550	1570	1445	960
VNMidcaps	上漲	上漲	1,730	1800	1650	963
VNSmallcaps	上漲	上漲	1430	1450	1400	804

We Create Fortune

胡志明市交易所 (HSX)

	收盤	漲跌%
VNI	1516.44	1.63%
VN30	1542.47	2.25%
VN Mid	2231.61	1.53%
VN Small	2240.62	1.30%

河內交易所 (HSX)

	收盤	漲跌%
HNI	454.1	1.00%
HN30	835.07	1.41%
VNX AllSh	1573.52	1.93%

UPCOM 市場 (UPCoM)

	收盤	漲跌%
UPCoM	117.19	0.13%

外資交易	成交值 (BiL.VND)
買進	1705.46
賣出	1291.09
買超/賣超	414.38

外資交易	成交值 (BiL.VND)
Mua	13.05
Bán	16.44
GT ròng	-3.39

外資交易	成交值 (BiL.VND)
Mua	64.49
Bán	7.61
GT ròng	56.87

上漲排名/ 股碼	漲跌(VND)	漲跌%
MWG	10200	7.00%
PET	4400	7.00%
CLL	2300	6.99%
C47	1600	6.96%
DPR	5900	6.93%

上漲排名/ 股碼	漲跌(VND)	漲跌%
ART	800	10.00%
KLF	500	10.00%
TIG	2200	8.70%
HOM	800	8.33%
PSD	2500	5.88%

上漲排名/ 股碼	漲跌(VND)	漲跌%
TVP	6772	14.85%
VNA	3441	6.91%
HTG	3549	6.50%
SIP	5690	4.27%
ODE	693	1.24%

下跌排名/ 股碼	漲跌(VND)	漲跌%
PGI	-1900	-6.15%
TVT	-1900	-5.59%
SKG	-1000	-4.24%
TMS	-4900	-4.05%
ASP	-450	-3.13%

下跌排名/ 股碼	漲跌(VND)	漲跌%
PVC	-2000	-6.78%
PVS	-1100	-3.17%
PLC	-1500	-3.11%
PVG	-400	-2.70%
BTS	-300	-1.94%

下跌排名/ 股碼	漲跌(VND)	漲跌%
HVG	-372	-7.91%
SEA	-3098	-6.51%
PVX	-408	-6.28%
VTR	-1848	-5.34%
VHG	-451	-4.70%

*備註: 市值>5,000 億盾; 成交值>15 億盾

市值排名/ 股碼	BiL.VND
VCB	391,852
VHM	331,803
VIC	313,124
BID	224,346
GAS	209,960

市值排名/ 股碼	BiL.VND
THD	59,430
KSF	32,130
IDC	24,180
NVB	21,159
VCS	18,800

市值排名/ 股碼	BiL.VND
ACV	200,778
MCH	81,607
BSR	80,402
VEA	63,207
VEF	39,064

交易量排名/ 股碼	成交值	30 日均
FLC	100,389,400	23,711,357
ROS	88,451,300	16,950,287
OGC	49,813,270	4,668,230
VPB	36,857,900	15,243,443
HQC	27,990,700	23,545,565

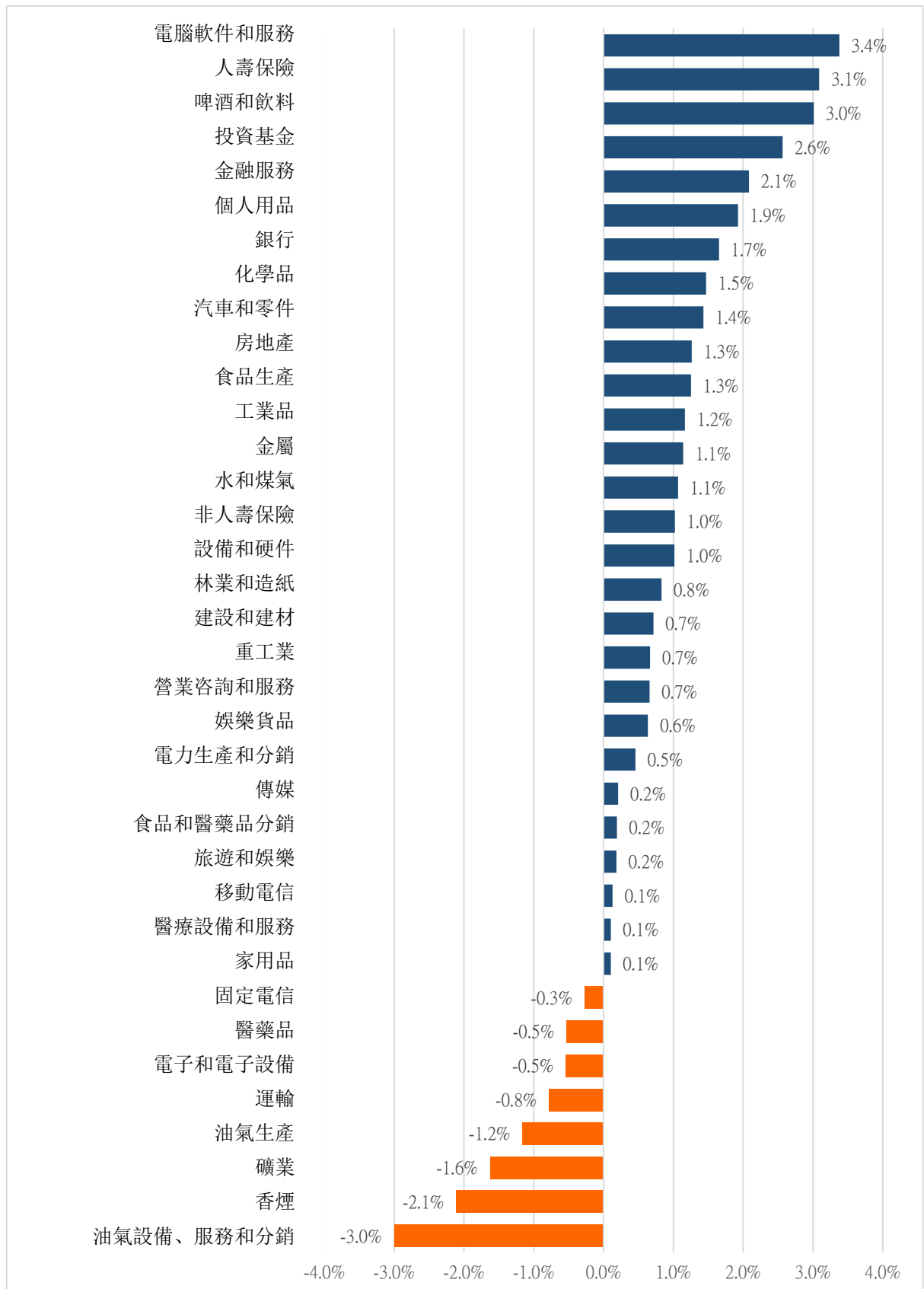
交易量排名/ 股碼	成交值	30 日均
PVS	13,857,559	12,221,169
KLF	12,197,913	8,403,923
HUT	9,685,987	5,700,305
PVL	5,227,538	1,950,348
IDC	5,096,540	3,846,205

交易量排 名/股碼	成交值	30 日均
VHG	7,687,945	8,503,293
PVX	6,938,521	1,578,348
BSR	5,757,805	10,204,344
PSG	5,549,237	61,697
SGI	4,242,300	205,609

資料源: Bloomberg & Yuanta Research

We Create Fortune

各行業板塊的交易走勢

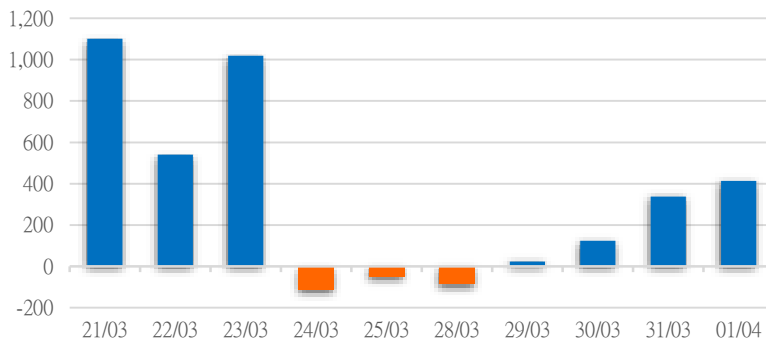


資料源: FiinPro - YSVN

We Create Fortune

外資買進賣統計

HSX 外資每日買/賣超



證券代碼	買超金額 (Mil.VND)	證券代碼	賣超金額 (Mil.VND)
VNM	193,204	HPG	159,501
DGC	178,129	VHM	108,603
VRE	35,919	E1VFN30	76,562
KDH	35,669	HPX	28,000
DXG	34,056	PHR	22,597

HSX 外資買/賣超的前 5 名

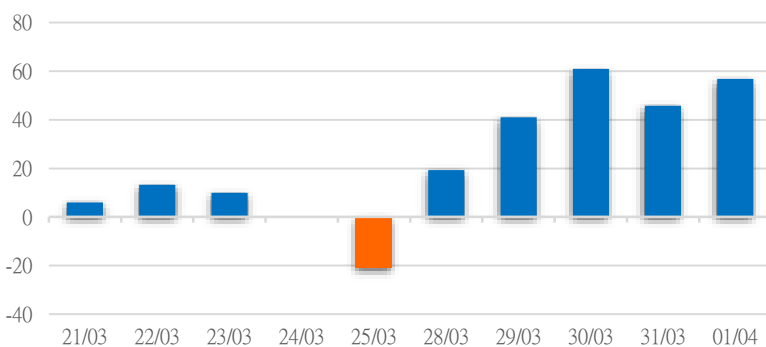
HNX 外資每日買/賣超



證券代碼	買超金額 (Mil.VND)	證券代碼	賣超金額 (Mil.VND)
TNG	2,020	NVB	7,369
IDJ	2,014	PVS	3,176
TVD	1,303	PHP	937
MAS	1,160	THD	780
PVI	941	SCI	705

HNX 外資買/賣超的前 5 名

UPCOM 外資每日買/賣超



證券代碼	買超金額 (Mil.VND)	證券代碼	賣超金額 (Mil.VND)
QNS	45,630	BVB	1,955
LTG	4,355	BSR	593
NTC	4,156	ABI	510
VEA	3,038	MTL	351
ACV	1,163	MSR	221

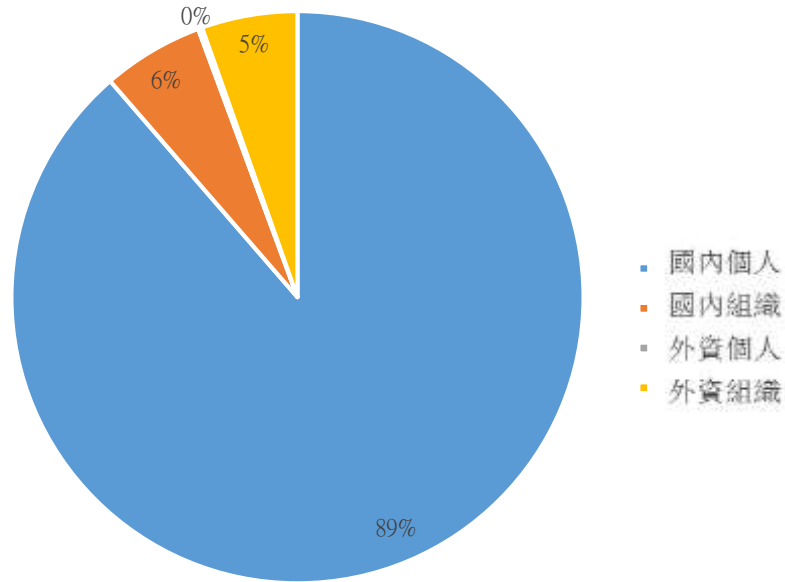
UPCOM 外資買/賣超的前 5 名

源: FiinPro - YSVN



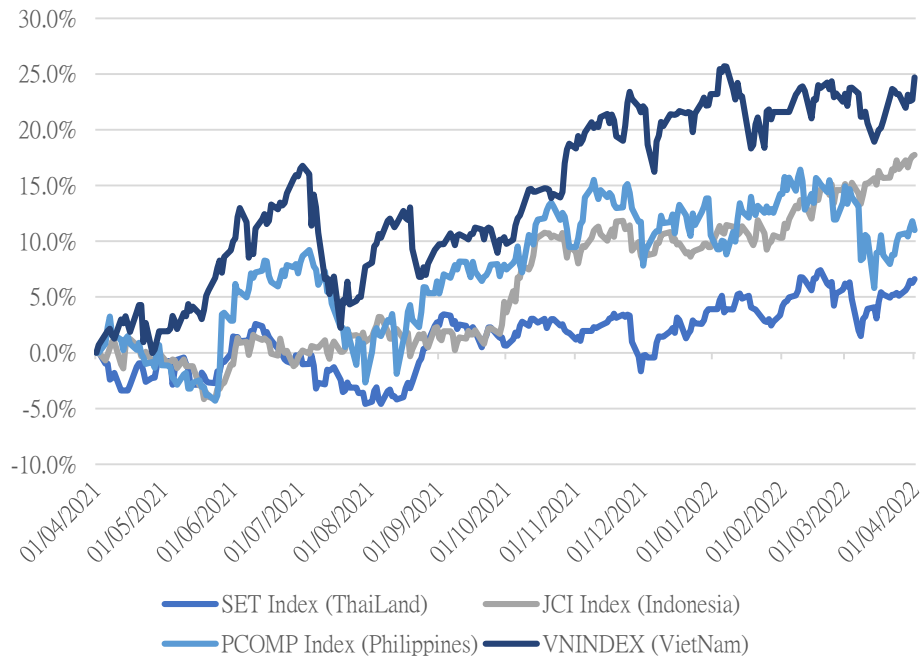
We Create **Fortune**

越南證券市場投資人類別統計



資料源: FiinPro - YSVN

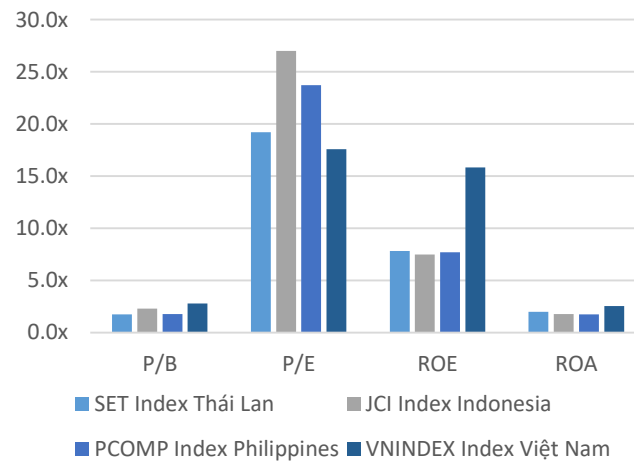
東南亞主要市場走勢比較



東南亞主要市場數據

		Thailand	Indonesia	Philippines	Vietnam
P/B		1.7x	2.3x	1.8x	2.6x
P/E		18.4x	28.52	21.9x	17.3x
ROE	%	9.61	7.86	8.52	15.27
ROA	%	2.40	1.95	1.92	2.49
Vốn hóa	Tỷ USD	598.55	616.93	191.04	258.39
GTGD	Triệu USD	2.59	0.79	0.10	1.21
LS cổ tức	%	2.62	2.22	1.67	1.11

源: Bloomberg & YSVN





We Create Fortune

元大證券（越南）公司

個人客戶分析部

Nguyễn Thế Minh
研究分析經理
+84 28 3622 6868 ext 3826
minh.nguyen@yuanta.com.vn

Lý Thị Hiền
研究分析主管
+84 28 3622 6868 ext 3908
hien.ly@yuanta.com.vn

Quách Đức Khánh
研究分析副主管
+84 28 3622 6868 ext 3833
khanh.quach@yuanta.com.vn

Khổng Hữu Hiệp
高級分析專員
+84 28 3622 6868 ext 3912
hiep.khong@yuanta.com.vn

Nguyễn Trịnh Ngọc Hồng
高級分析專員
+84 28 3622 6868 ext 3832
hong.nguyen@yuanta.com.vn

Phạm Tấn Phát
高級分析專員
+84 28 3622 6868 ext 3880
phat.pham@yuanta.com.vn

個人客戶業務部

Phạm Đắc Thành
北部分行經理
+84 28 3622 6868 ext 3416
thanh.pham@yuanta.com.vn

Võ Thị Thu Thủy
平陽分行經理
+84 28 3622 6868 ext 3505
thuy.vo@yuanta.com.vn

Lương Kỳ Ty
堤岸分行經理
+84 28 3622 6868 ext 3653
ty.luong@yuanta.com.vn

Bùi Quốc Phong
同奈分行經理
+84 28 3622 6868 ext 3701
phong.bui@yuanta.com.vn

Võ Đình Tuấn
峴港分行經理
+84 28 3622 6868 ext 3301
tuan.vo@yuanta.com.vn

Nguyễn Việt Quang
河內分行經理
+84 28 3622 6868 ext 3404
quang.nguyen@yuanta.com.vn

Đinh Thị Thu Cúc
頭頓分行經理
+84 28 3622 6868 ext 3203
cuc.dinh@yuanta.com.vn

Appendix A: Important Disclosures

Analyst Certification

Each research analyst primarily responsible for the content of this research report, in whole or in part, certifies that with respect to each security or issuer that the analyst covered in this report: (1) all of the views expressed accurately reflect his or her personal views about those securities or issuers; and (2) no part of his or her compensation was, is, or will be, directly or indirectly, related to the specific recommendations or views expressed by that research analyst in the research report.

Ratings Definitions

BUY: We have a positive outlook on the stock based on our expected absolute or relative return over the investment period. Our thesis is based on our analysis of the company's outlook, financial performance, catalysts, valuation and risk profile. We recommend investors add to their position.

HOLD-Outperform: In our view, the stock's fundamentals are relatively more attractive than peers at the current price. Our thesis is based on our analysis of the company's outlook, financial performance, catalysts, valuation and risk profile.

HOLD-Underperform: In our view, the stock's fundamentals are relatively less attractive than peers at the current price. Our thesis is based on our analysis of the company's outlook, financial performance, catalysts, valuation and risk profile.

SELL: We have a negative outlook on the stock based on our expected absolute or relative return over the investment period. Our thesis is based on our analysis of the company's outlook, financial performance, catalysts, valuation and risk profile. We recommend investors reduce their position.

Under Review: We actively follow the company, although our estimates, rating and target price are under review.

Restricted: The rating and target price have been suspended temporarily to comply with applicable regulations and/or Yuanta policies.

Note: Yuanta research coverage with a Target Price is based on an investment period of 12 months. Greater China Discovery Series coverage does not have a formal 12 month Target Price and the recommendation is based on an investment period specified by the analyst in the report.

Global Disclaimer

© 2018 Yuanta. All rights reserved. The information in this report has been compiled from sources we believe to be reliable, but we do not hold ourselves responsible for its completeness or accuracy. It is not an offer to sell or solicitation of an offer to buy any securities. All opinions and estimates included in this report constitute our judgment as of this date and are subject to change without notice.

This report provides general information only. Neither the information nor any opinion expressed herein constitutes an offer or invitation to make an offer to buy or sell securities or other investments. This material is prepared for general circulation to clients and is not intended to provide tailored investment advice and does not take into account the individual financial situation and objectives of any specific person who may receive this report. Investors should seek financial advice regarding the appropriateness of investing in any securities, investments or investment strategies discussed or recommended in this report. The information contained in this report has been compiled from sources believed to be reliable but no representation or warranty, express or implied, is made as to its accuracy, completeness or correctness. This report is not (and should not be construed as) a solicitation to act as securities broker or dealer in any jurisdiction by any person or company that is not legally permitted to carry on such business in that jurisdiction.

Yuanta research is distributed in the United States only to Major U.S. Institutional Investors (as defined in Rule 15a-6 under the Securities Exchange Act of 1934, as amended and SEC staff interpretations thereof). All transactions by a US person in the securities mentioned in this report must be effected through a registered broker-dealer under Section 15 of the Securities Exchange Act of 1934, as amended. Yuanta research is distributed in Taiwan by Yuanta Securities Investment Consulting. Yuanta research is distributed in Hong Kong by Yuanta Securities (Hong Kong) Co. Limited, which is licensed in Hong Kong by the Securities and Futures Commission for regulated activities, including Type 4 regulated activity (advising on securities). In Hong Kong, this research report may not be redistributed, retransmitted or disclosed, in whole or in part or and any form or manner, without the express written