

當日市場：現金流在各類股票內反轉

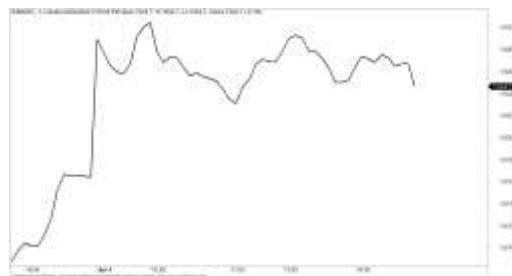
2022/04/05

市場走勢

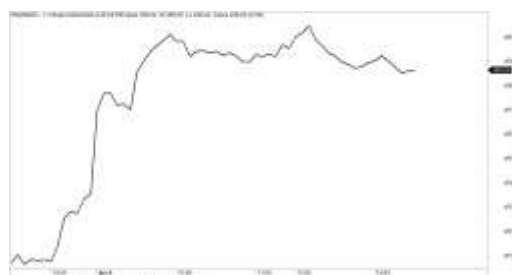
市場指數	VNI	HNI	UPCOM
收盤	1,524.70	458.69	117.67
%日	0.54%	1.01%	0.41%
%週	2.80%	0.84%	1.43%
%月	1.29%	1.80%	3.87%
%年	24.52%	55.55%	43.03%
成交值(Bil.VND)			
當日	26,714	2,865	1,845
日均量/週	25,448	3,625	2,372
日均量/月	26,270	3,745	2,038
外資進出			
買進	1,612.35	7.23	56.12
賣出	1,614.96	8.64	23.32
買賣超	-2.61	-1.41	32.80
市場漲跌家數			
上漲	219	161	243
下跌	147	92	157
持平	59	101	503
市場指標			
P/E	17.40	21.81	24.04
總市值 (兆盾)	6,036	504	1,511
股息殖利率	2.00%	3.50%	3.49%

資料源: Bloomberg - YSVN

VNINDEX



HNIINDEX



市場走勢

市場繼續保持上漲趨勢，所有指數收盤上漲。VNI-Index 上漲 0.54%，HNX-Index 上漲 1.01%，Upcom-Index 上漲 0.41%。3 大市場的交易額達到 29 兆 7,740 億越南盾。

銀行股當日在多檔股票內回歸調整如 BID、CTG、HDB、MBB、TCB、VCB 等股票調整小幅下跌。此外，FPT (-1.5%)、MWG (-0.6%) 也在一系列大幅上漲後調整。相反，證券股如 SSI (+4.9%)、HCM (+4.5%)、VND (+7%)、CTS (+7%) 等的積極上漲。此外，房地產大型股也處於相當積極的走勢，如 NVL (+4.7%)、GVR (+5.6%)。相反，肥料股在 DCM、DPM 下跌 3% 以上時強勁調整。

外資繼續輕微買超超過 280 億越南盾，其中 VNM (1,210 億)、FUEVFNND (800 億) 和 SSI (470 億) 在買超方面領先。另一方面，外資強勁賣超 NLG (640 億)、HPG (640 億)、E1VFN30 (490 億)。

市場短期觀點

我們認為市場可能會調整，VN-Index 可能在下個交易日測試 1,517 - 1,523 點的支撐位。同時，市場仍處於積極劇烈波動的階段，因此市場可能會很快結束調整或市場僅會出現小幅調整。此外，情緒指標小幅上漲，在各類股票內的現金流仍然分化，因此短期投資者應關注各股的走勢，尤其是金融服務、化工、零售和電腦軟件和服務。

大盤短期走勢仍為上漲。因此，我們建議短期投資者可以繼續利用調整以重組投資組合，投資者可以考慮逐步增加大型股的比例。

請在 <https://ysradar.yuanta.com.vn/> 查看有關股票的信號。

We Create Fortune

熱門技術分析圖



We Create Fortune

技術分析圖



指數技術分析圖 VN-Index



指數技術分析圖 HNX-Index

指數	短期趨勢	中期趨勢	阻力區 1	阻力區 2	支撐區 1	支撐區 2
VN-Index	上漲	上漲	1500	1530	1210	970
HNX-Index	上漲	上漲	470	500	300	180
VN30	上漲	上漲	1550	1570	1445	960
VNMidcaps	上漲	上漲	1,730	1800	1650	963
VNSmallcaps	上漲	上漲	1430	1450	1400	804

We Create Fortune

胡志明市交易所 (HSX)

	收盤	漲跌%
VNI	1524.7	0.54%
VN30	1548.04	0.36%
VN Mid	2232.49	0.04%
VN Small	2260.76	0.90%

河內交易所 (HSX)

	收盤	漲跌%
HNI	458.69	1.01%
HN30	845.6	1.26%
VNX AllSh	1578.63	0.32%

UPCOM 市場 (UPCoM)

	收盤	漲跌%
UPCoM	117.67	0.41%

外資交易	成交值 (BiL.VND)
買進	1612.35
賣出	1614.96
買超/賣超	-2.61

外資交易	成交值 (BiL.VND)
買進	7.23
賣出	8.64
買超/賣超	-1.41

外資交易	成交值 (BiL.VND)
買進	56.12
賣出	23.32
買超/賣超	32.80

上漲排名/ 股碼	漲跌(VND)	漲跌%
AGR	1400	7.00%
HAI	380	6.99%
AMD	400	6.98%
FTS	4000	6.96%
VND	2200	6.94%

上漲排名/ 股碼	漲跌(VND)	漲跌%
ART	800	9.09%
KLF	500	9.09%
HLD	4100	8.27%
IPA	3800	7.25%
MBS	2500	7.14%

上漲排名/ 股碼	漲跌(VND)	漲跌%
AAS	3307	10.99%
VHG	643	7.07%
PFL	664	6.15%
LLM	1055	6.13%
CSI	4568	5.54%

下跌排名/ 股碼	漲跌(VND)	漲跌%
DPM	-4800	-6.96%
BFC	-3200	-6.90%
ASM	-1750	-6.81%
DXG	-2900	-6.24%
CTF	-1650	-6.07%

下跌排名/ 股碼	漲跌(VND)	漲跌%
TIG	-900	-3.27%
PSD	-1300	-2.89%
HOM	-300	-2.88%
CEO	-1900	-2.84%
DXP	-600	-2.65%

下跌排名/ 股碼	漲跌(VND)	漲跌%
DVN	-2275	-10.44%
SEA	-3073	-6.91%
VNA	-2271	-4.27%
VCR	-1420	-2.93%
TTN	-381	-1.63%

*備註：市值>5,000 億盾；成交值>15 億盾

市值排名/ 股碼	BiL.VND
VCB	391,852
VHM	331,803
VIC	313,124
BID	224,346
GAS	209,960

市值排名/ 股碼	BiL.VND
THD	59,430
KSF	32,130
IDC	24,180
NVB	21,159
VCS	18,800

市值排名/ 股碼	BiL.VND
ACV	200,778
MCH	81,607
BSR	80,402
VEA	63,207
MVN	42,450

交易量排名/ 股碼	成交值	30 日均
GEX	31,302,400	13,545,304
VND	28,162,500	8,356,609
VPB	24,543,700	15,243,443
DXG	22,516,600	11,936,300
ITA	17,125,400	13,759,070

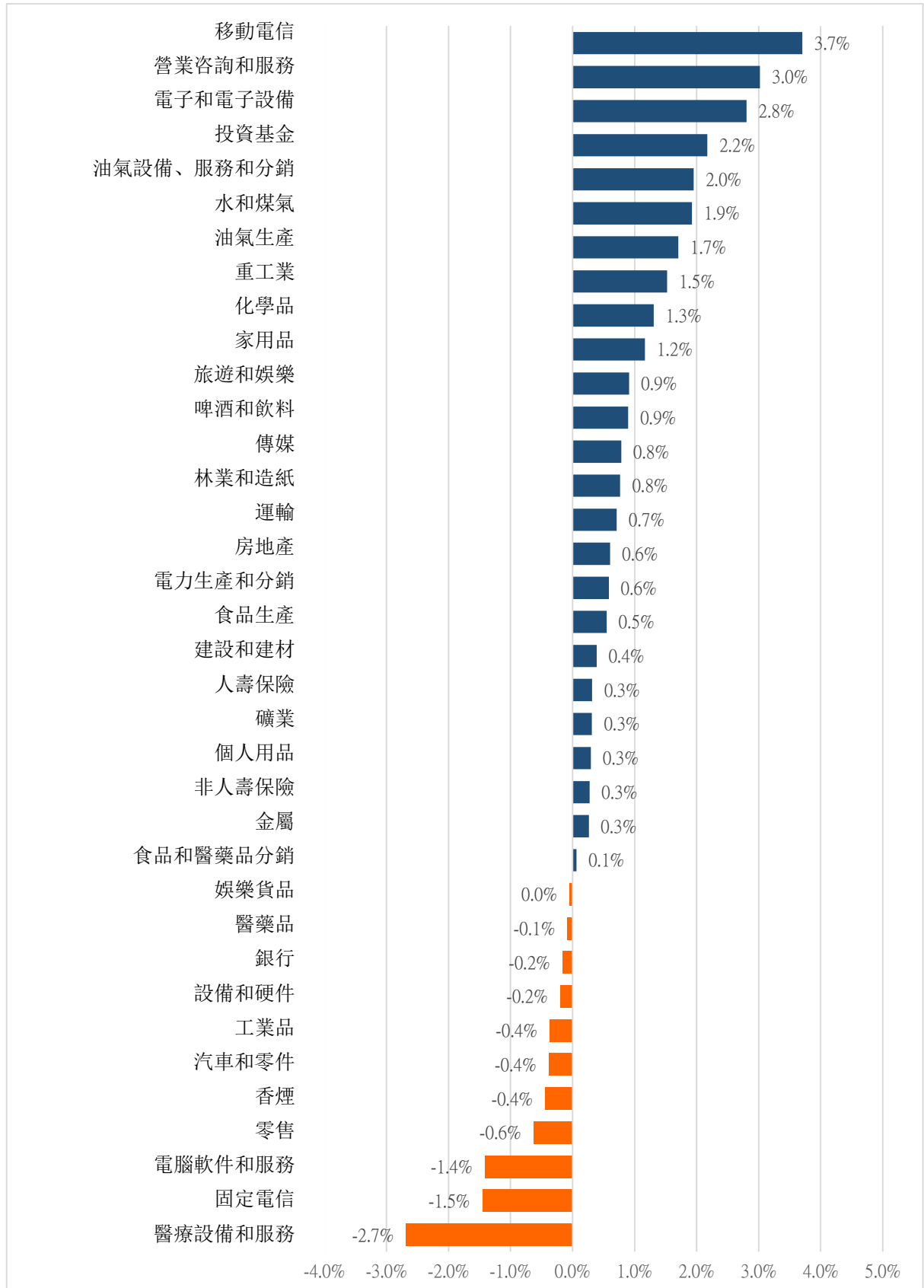
交易量排名/ 股碼	成交值	30 日均
SHS	7,859,574	4,511,548
KLF	5,522,112	8,403,923
PVS	4,676,629	12,221,169
IDC	4,622,133	3,846,205
CEO	3,601,065	5,978,135

交易量排 名/股碼	成交值	30 日均
DVN	10,933,744	890,387
VGT	5,711,864	3,674,349
SBS	5,590,455	3,060,598
BSR	4,510,225	10,204,344
C4G	3,688,703	4,061,398

資料源: Bloomberg & Yuanta Research

We Create Fortune

各行業板塊的交易走勢

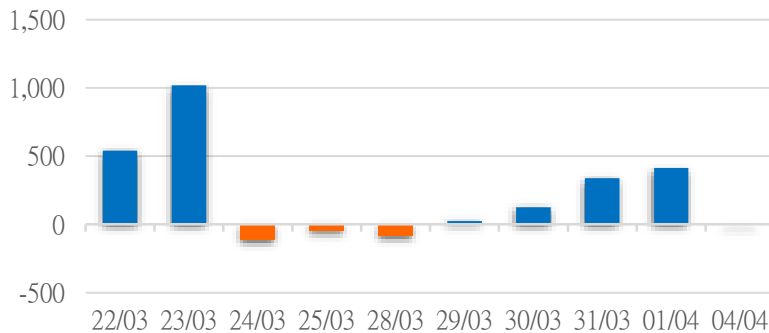


資料源:: FiinPro - YSVN

We Create Fortune

外資買進賣統計

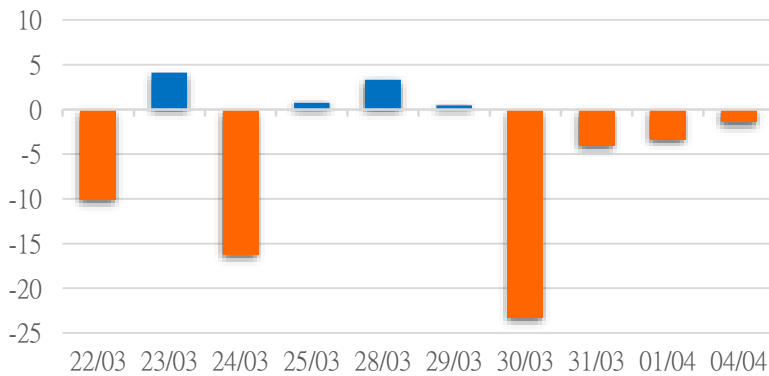
HSX 外資每日買/賣超



證券代碼	買超金額 (Mil.VND)	證券代碼	賣超金額 (Mil.VND)
VNM	121,241	NLG	64,397
FUEVFN30	79,733	HPG	64,207
SSI	47,212	E1VFN30	48,788
DGC	41,544	NVL	32,483
GMD	36,750	FUESSVFL	25,666

HSX 外資買/賣超的前 5 名

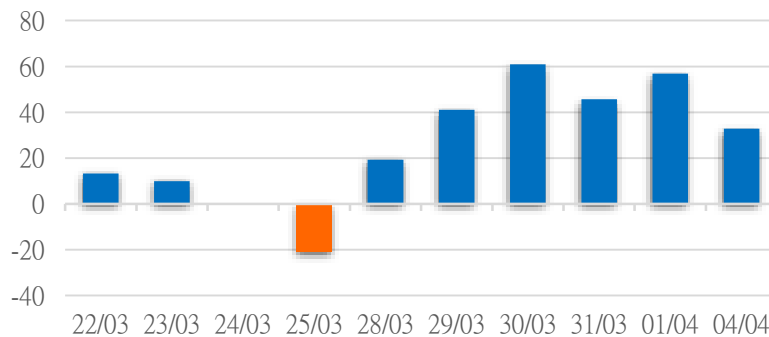
HNX 外資每日買/賣超



證券代碼	買超金額 (Mil.VND)	證券代碼	賣超金額 (Mil.VND)
SHS	1,157	DHT	1,680
BAX	825	PVS	623
PVI	796	DP3	539
IDC	403	PSD	465
PTS	402	IVS	383

HNX 外資買/賣超的前 5 名

UPCOM 外資每日買/賣超



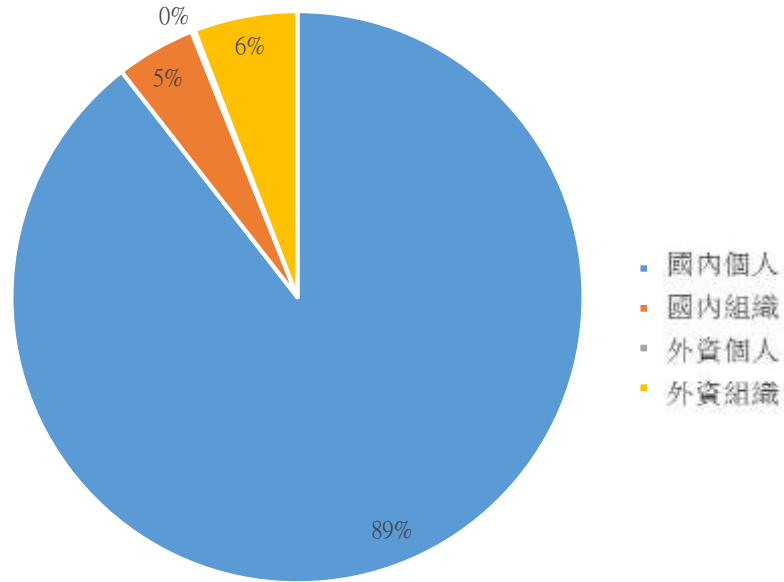
證券代碼	買超金額 (Mil.VND)	證券代碼	賣超金額 (Mil.VND)
QNS	30,957	BSR	5,586
LTG	3,384	MCH	4,724
ACV	1,413	QTP	3,553
HPP	1,382	CSI	2,956
NTC	1,199	AAS	1,971

UPCOM 外資買/賣超的前 5 名

源: FiinPro - YSVN

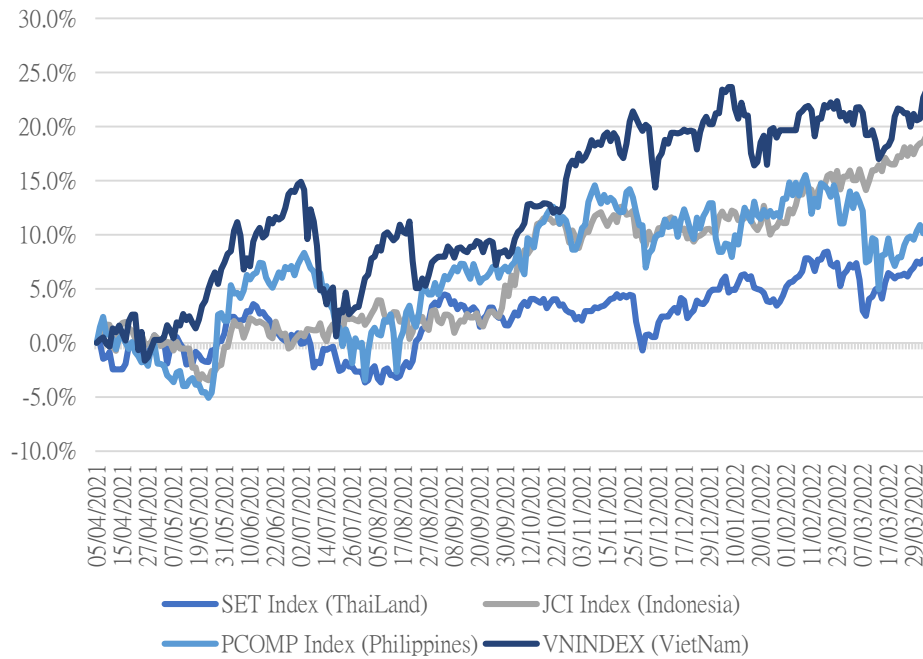
We Create Fortune

越南證券市場投資人類別統計



資料源: FiinPro - YSVN

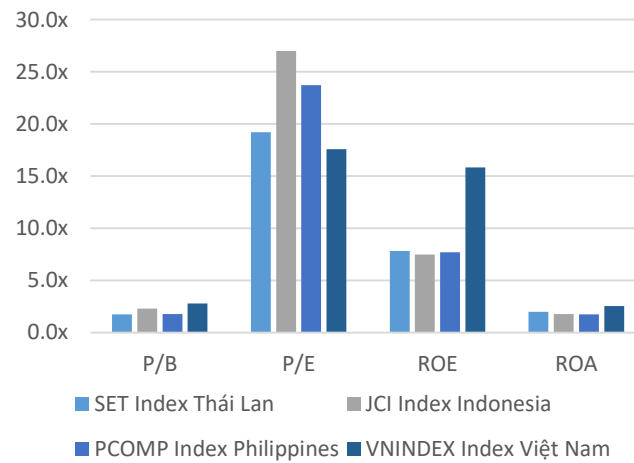
東南亞主要市場走勢比較



東南亞主要市場數據

		Thailand	Indonesia	Philippines	Vietnam
P/B		1.7x	2.2x	1.8x	2.7x
P/E		18.5x	22.83	21.8x	17.7x
ROE	%	9.61	9.14	8.49	15.34
ROA	%	2.40	2.29	1.92	2.51
Vốn hóa	Tỷ USD	596.26	619.28	192.08	262.81
GTGD	Triệu USD	1.78	0.80	0.07	1.07
LS cổ tức	%	2.62	2.20	1.68	1.08

源: Bloomberg & YSVN





We Create Fortune

元大證券（越南）公司

個人客戶分析部

Nguyễn Thế Minh
研究分析經理
+84 28 3622 6868 ext 3826
minh.nguyen@yuanta.com.vn

Lý Thị Hiền
研究分析主管
+84 28 3622 6868 ext 3908
hien.ly@yuanta.com.vn

Quách Đức Khánh
研究分析副主管
+84 28 3622 6868 ext 3833
khanh.quach@yuanta.com.vn

Khổng Hữu Hiệp
高級分析專員
+84 28 3622 6868 ext 3912
hiep.khong@yuanta.com.vn

Nguyễn Trịnh Ngọc Hồng
高級分析專員
+84 28 3622 6868 ext 3832
hong.nguyen@yuanta.com.vn

Phạm Tấn Phát
高級分析專員
+84 28 3622 6868 ext 3880
phat.pham@yuanta.com.vn

個人客戶業務部

Phạm Đắc Thành
北部分行經理
+84 28 3622 6868 ext 3416
thanh.pham@yuanta.com.vn

Võ Thị Thu Thủy
平陽分行經理
+84 28 3622 6868 ext 3505
thuy.vo@yuanta.com.vn

Lương Kỳ Ty
堤岸分行經理
+84 28 3622 6868 ext 3653
ty.luong@yuanta.com.vn

Bùi Quốc Phong
同奈分行經理
+84 28 3622 6868 ext 3701
phong.bui@yuanta.com.vn

Võ Đình Tuấn
峴港分行經理
+84 28 3622 6868 ext 3301
tuan.vo@yuanta.com.vn

Nguyễn Việt Quang
河內分行經理
+84 28 3622 6868 ext 3404
quang.nguyen@yuanta.com.vn

Đinh Thị Thu Cúc
頭頓分行經理
+84 28 3622 6868 ext 3203
cuc.dinh@yuanta.com.vn

Appendix A: Important Disclosures

Analyst Certification

Each research analyst primarily responsible for the content of this research report, in whole or in part, certifies that with respect to each security or issuer that the analyst covered in this report: (1) all of the views expressed accurately reflect his or her personal views about those securities or issuers; and (2) no part of his or her compensation was, is, or will be, directly or indirectly, related to the specific recommendations or views expressed by that research analyst in the research report.

Ratings Definitions

BUY: We have a positive outlook on the stock based on our expected absolute or relative return over the investment period. Our thesis is based on our analysis of the company's outlook, financial performance, catalysts, valuation and risk profile. We recommend investors add to their position.

HOLD-Outperform: In our view, the stock's fundamentals are relatively more attractive than peers at the current price. Our thesis is based on our analysis of the company's outlook, financial performance, catalysts, valuation and risk profile.

HOLD-Underperform: In our view, the stock's fundamentals are relatively less attractive than peers at the current price. Our thesis is based on our analysis of the company's outlook, financial performance, catalysts, valuation and risk profile.

SELL: We have a negative outlook on the stock based on our expected absolute or relative return over the investment period. Our thesis is based on our analysis of the company's outlook, financial performance, catalysts, valuation and risk profile. We recommend investors reduce their position.

Under Review: We actively follow the company, although our estimates, rating and target price are under review.

Restricted: The rating and target price have been suspended temporarily to comply with applicable regulations and/or Yuanta policies.

Note: Yuanta research coverage with a Target Price is based on an investment period of 12 months. Greater China Discovery Series coverage does not have a formal 12 month Target Price and the recommendation is based on an investment period specified by the analyst in the report.

Global Disclaimer

© 2018 Yuanta. All rights reserved. The information in this report has been compiled from sources we believe to be reliable, but we do not hold ourselves responsible for its completeness or accuracy. It is not an offer to sell or solicitation of an offer to buy any securities. All opinions and estimates included in this report constitute our judgment as of this date and are subject to change without notice.

This report provides general information only. Neither the information nor any opinion expressed herein constitutes an offer or invitation to make an offer to buy or sell securities or other investments. This material is prepared for general circulation to clients and is not intended to provide tailored investment advice and does not take into account the individual financial situation and objectives of any specific person who may receive this report. Investors should seek financial advice regarding the appropriateness of investing in any securities, investments or investment strategies discussed or recommended in this report. The information contained in this report has been compiled from sources believed to be reliable but no representation or warranty, express or implied, is made as to its accuracy, completeness or correctness. This report is not (and should not be construed as) a solicitation to act as securities broker or dealer in any jurisdiction by any person or company that is not legally permitted to carry on such business in that jurisdiction.

Yuanta research is distributed in the United States only to Major U.S. Institutional Investors (as defined in Rule 15a-6 under the Securities Exchange Act of 1934, as amended and SEC staff interpretations thereof). All transactions by a US person in the securities mentioned in this report must be effected through a registered broker-dealer under Section 15 of the Securities Exchange Act of 1934, as amended. Yuanta research is distributed in Taiwan by Yuanta Securities Investment Consulting. Yuanta research is distributed in Hong Kong by Yuanta Securities (Hong Kong) Co. Limited, which is licensed in Hong Kong by the Securities and Futures Commission for regulated activities, including Type 4 regulated activity (advising on securities). In Hong Kong, this research report may not be redistributed, retransmitted or disclosed, in whole or in part or and any form or manner, without the express written