

當日市場：指數隨著成交量的減少而調整


2022/04/06

市場走勢

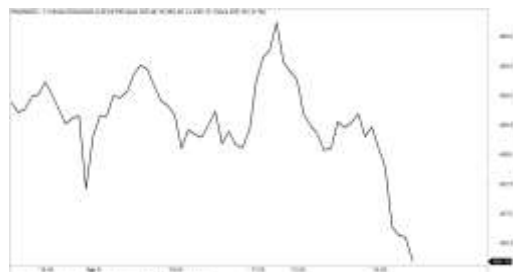
市場指數	VNI	HNI	UPCOM
收盤	1,520.03	456.10	117.70
%日	-0.31%	-0.56%	0.03%
%週	1.49%	-1.11%	0.28%
%月	0.98%	1.22%	3.89%
%年	22.97%	56.61%	42.08%
成交值(Bil.VND)			
當日	21,784	2,919	2,301
日均量/週	25,114	3,407	2,471
日均量/月	25,918	3,697	2,048
外資進出			
買進	911.23	7.09	42.68
賣出	1,186.53	24.73	21.22
買賣超	-275.31	-17.64	21.45
市場漲跌家數			
上漲	156	97	198
下跌	216	133	173
持平	53	124	532
市場指標			
P/E	17.55	21.96	24.20
總市值 (兆盾)	6,071	508	1,515
股息殖利率	1.99%	3.50%	3.86%

資料源: Bloomberg - YSVN

VNINDEX



HNIINDEX



市場走勢

大型股走弱，令市場無法維持漲幅。VNI-Index 下跌 0.31%，HNX-Index 同步下跌 0.56%，Upcom-Index 小幅上漲。3 大市場的交易額均下降至僅 24 兆 4,780 億越南盾，顯示供應正在減少。

銀行、證券股在廣度中調整，如 BID、CTG、HDB、ACB、VPB、HCM、SSI、CTS 等下跌 1-3%。僅有 VND、LPB 在當日逆市。相反，油氣、漁業比市場大幅上漲如 GAS (+1.7%)、PVB (+5.2%)、CMX (+6.4%)、FMC (+3.8%) 等。

在各類股票被強勁獲利回吐的背景下，現金流轉向流入中型股和仙股，如 LCG (+6.9%)、ASM (+3.3%)、HBC (+3.2%)、FCN (+4.6%)、QBS (+7.1%) 等。

外資反轉賣超超過 2,710 億越南盾，其中 VHM (680 億)、VIC (590 億)、HPG (470 億) 被拋售最多的股票。另一方面，外資積極買超 NVL (520 億)、FUEVFNND (270 億)、QNS (180 億) 等。

市場短期觀點

我們認為市場可能很快回歸短期上漲趨勢，VN-Index 可能很快測試 1,535 點的阻力位。同時，市場仍處於積極劇烈波動的階段，因此我們認為調整可能會很快結束。此外，橫盤情緒指標顯示短期策略仍是關注每檔股票的走勢，並可能重組短期投資組合。

大盤短期走勢仍為上漲。因此，我們建議短期投資者可以重組投資組合，並關注每檔股票的走勢以尋找短期機會。

請在 <https://ysradar.yuanta.com.vn/> 查看有關股票的信號。



We Create Fortune

熱門技術分析圖



We Create Fortune

技術分析圖



指數技術分析圖 VN-Index



指數技術分析圖 HNX-Index

指數	短期趨勢	中期趨勢	阻力區 1	阻力區 2	支撐區 1	支撐區 2
VN-Index	上漲	上漲	1500	1530	1210	970
HNX-Index	上漲	上漲	470	500	300	180
VN30	上漲	上漲	1550	1570	1445	960
VNMidcaps	上漲	上漲	1,730	1800	1650	963
VNSmallcaps	上漲	上漲	1430	1450	1400	804

We Create Fortune

胡志明市交易所 (HSX)

	收盤	漲跌%
VNI	1520.03	-0.31%
VN30	1539.2	-0.57%
VN Mid	2227.02	-0.25%
VN Small	2258.21	-0.11%

河內交易所 (HSX)

	收盤	漲跌%
HNI	456.1	-0.56%
HN30	836.89	-1.03%
VNX AllSh	1571.8	-0.43%

UPCOM 市場 (UPCoM)

	收盤	漲跌%
UPCoM	117.7	0.03%

外資交易	成交值 (BiL.VND)
買進	911.23
賣出	1186.53
買超/賣超	-275.31

外資交易	成交值 (BiL.VND)
買進	7.09
賣出	24.73
買超/賣超	-17.64

外資交易	成交值 (BiL.VND)
買進	42.68
賣出	21.22
買超/賣超	21.45

上漲排名/ 股碼	漲跌(VND)	漲跌%
TRC	3300	6.99%
QBS	560	6.99%
CNG	2600	6.96%
LCG	1450	6.87%
ELC	1850	6.85%

上漲排名/ 股碼	漲跌(VND)	漲跌%
INN	4000	7.75%
OCH	700	4.61%
PLC	1700	3.59%
PVG	500	3.38%
NRC	800	3.24%

上漲排名/ 股碼	漲跌(VND)	漲跌%
DVN	2892	14.83%
AAS	1973	5.91%
SZG	1738	4.59%
LLM	782	4.27%
CSI	3680	4.23%

下跌排名/ 股碼	漲跌(VND)	漲跌%
NVT	-2000	-6.90%
PET	-3800	-5.60%
ROS	-400	-5.41%
AMD	-330	-5.38%
CTD	-4000	-4.04%

下跌排名/ 股碼	漲跌(VND)	漲跌%
ART	-700	-7.29%
HUT	-2200	-5.79%
PVL	-700	-5.56%
KLF	-300	-5.00%
HTP	-1900	-4.47%

下跌排名/ 股碼	漲跌(VND)	漲跌%
BOT	-665	-3.91%
KLB	-1303	-3.45%
DDV	-813	-2.87%
VGT	-698	-2.54%
VEF	-4923	-2.08%

*備註：市值>5,000 億盾；成交值>15 億盾

市值排名/ 股碼	BiL.VND
VCB	390,906
VHM	332,238
VIC	315,412
BID	223,840
GAS	215,128

市值排名/ 股碼	BiL.VND
THD	59,675
KSF	32,220
IDC	24,330
NVB	21,548
VCS	18,752

市值排名/ 股碼	BiL.VND
ACV	203,183
MCH	82,259
BSR	81,444
VEA	65,245
MVN	42,747

交易量排名/ 股碼	成交值	30 日均
FLC	39,370,900	23,728,967
ROS	21,511,400	17,412,929
LCG	18,528,000	6,415,629
VND	17,035,800	9,593,286
OGC	15,922,500	4,510,029

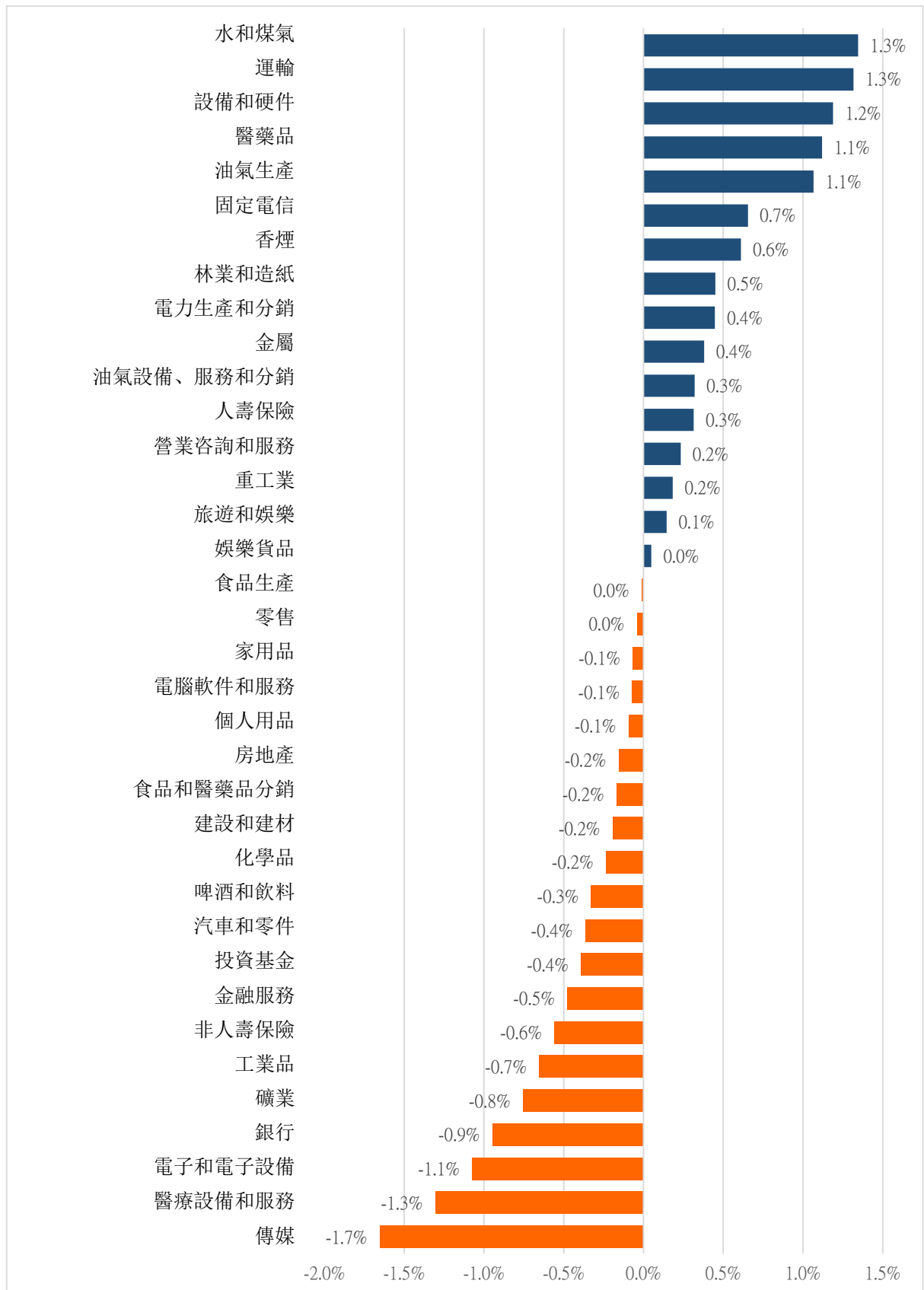
交易量排名/ 股碼	成交值	30 日均
KLF	12,610,926	8,674,525
IDC	8,942,416	3,834,281
ART	4,610,953	4,107,351
NVB	4,289,200	154,828
AMV	4,036,706	1,970,554

交易量排 名/股碼	成交值	30 日均
DVN	23,862,817	1,439,431
KLB	12,034,968	86,179
BSR	7,338,788	9,437,991
C4G	4,645,856	4,056,080
DDV	3,779,270	2,702,430

資料源: Bloomberg & Yuanta Research

We Create Fortune

各行業板塊的交易走勢

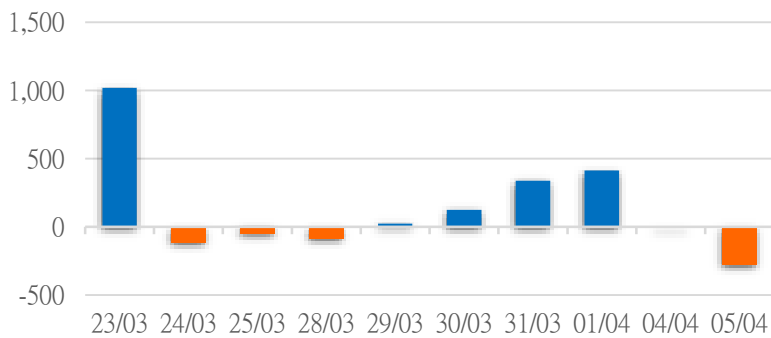


資料源: FiinPro - YSVN

We Create Fortune

外資買進賣統計

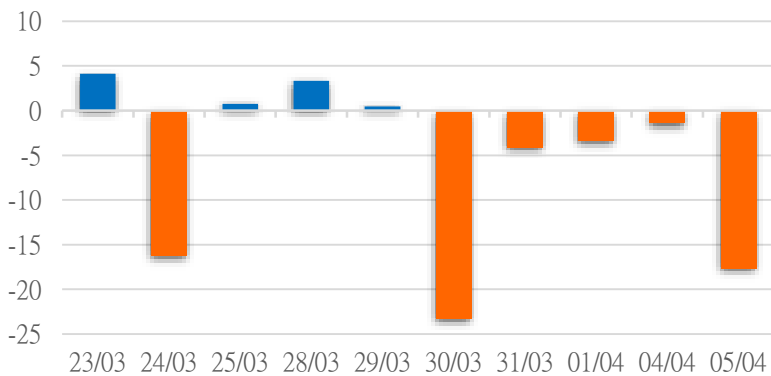
HSX 外資每日買/賣超



證券代碼	買超金額 (Mil.VND)	證券代碼	賣超金額 (Mil.VND)
NVL	52,301	VHM	68,207
FUEVFNVD	27,339	VIC	59,279
HCM	13,888	HPG	46,980
HDB	13,118	KDH	43,135
DXG	12,837	GMD	35,990

HSX 外資買/賣超的前 5 名

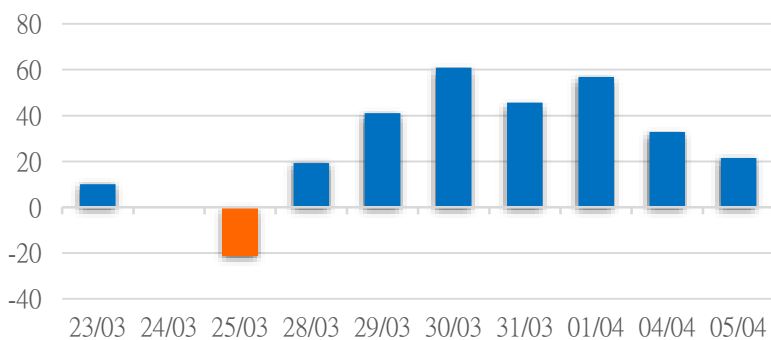
HNX 外資每日買/賣超



證券代碼	買超金額 (Mil.VND)	證券代碼	賣超金額 (Mil.VND)
PVG	918	VCS	8,111
INN	776	BVS	7,949
VGS	468	PVS	1,408
TVD	461	KLF	1,353
PSW	422	EID	1,161

HNX 外資買/賣超的前 5 名

UPCOM 外資每日買/賣超



證券代碼	買超金額 (Mil.VND)	證券代碼	賣超金額 (Mil.VND)
QNS	17,737	ABI	11,407
NTC	4,290	UDJ	1,985
LTG	4,176	AAS	787
BSR	3,052	ACG	434
ACV	871	SIV	309

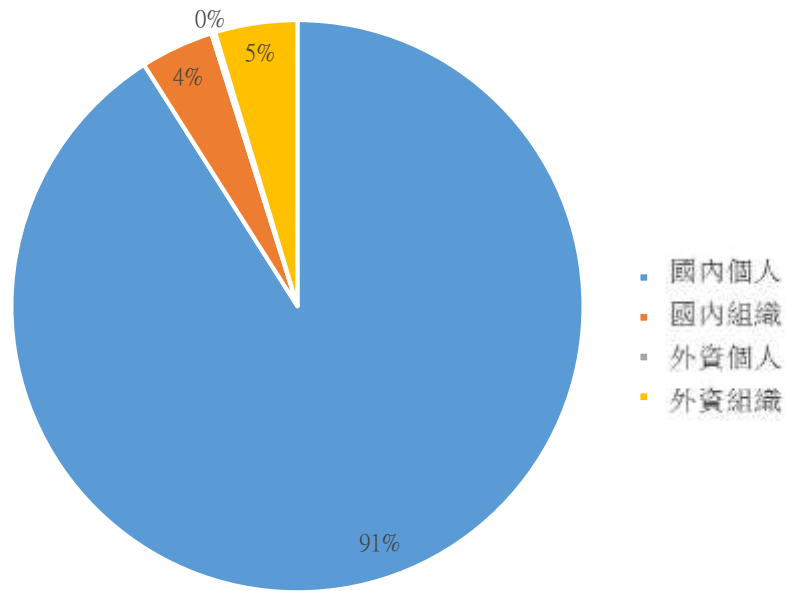
UPCOM 外資買/賣超的前 5 名

源: FiinPro - YSVN



We Create **Fortune**

越南證券市場投資人類別統計

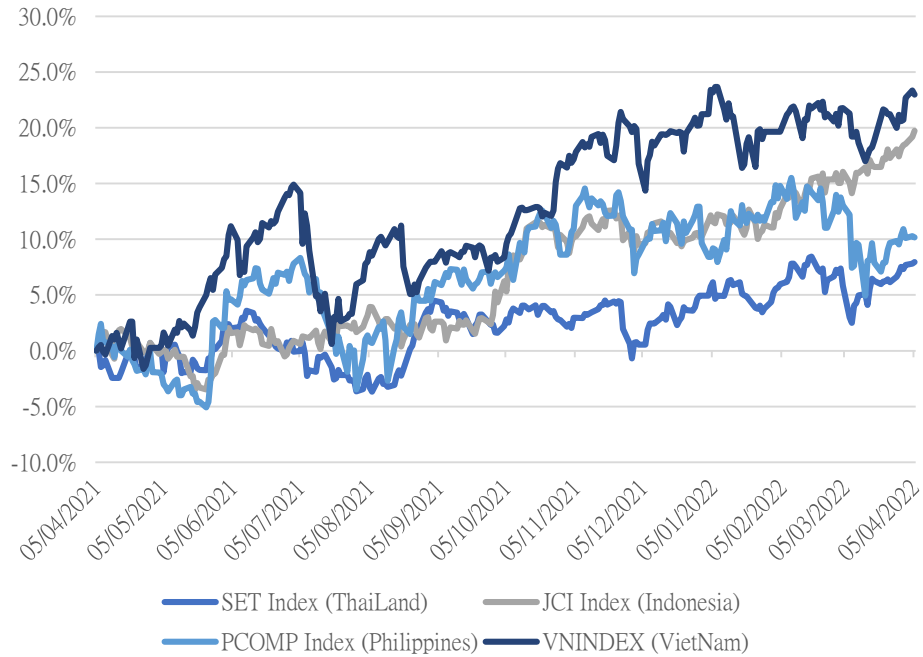


資料源: FiinPro - YSVN



We Create Fortune

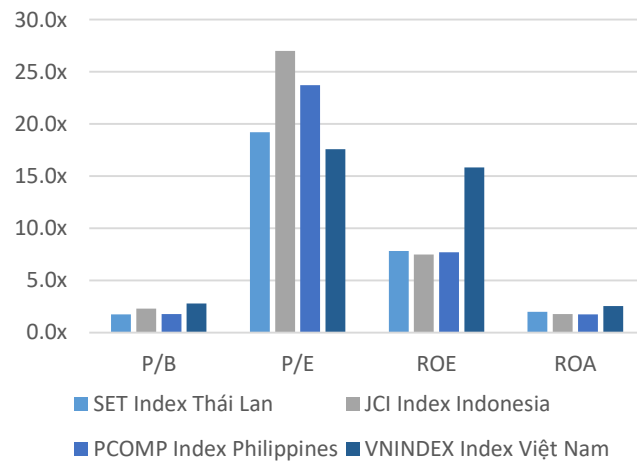
東南亞主要市場走勢比較



東南亞主要市場數據

		Thailand	Indonesia	Philippines	Vietnam
P/B		1.7x	2.2x	1.8x	2.7x
P/E		18.5x	22.92	21.8x	17.6x
ROE	%	9.61	9.14	8.49	15.47
ROA	%	2.40	2.29	1.92	2.53
Vốn hóa	Tỷ USD	598.49	621.54	192.96	264.03
GTGD	Triệu USD	1.69	0.72	0.05	1.10
LS cổ tức	%	2.61	2.23	1.68	1.09

源: Bloomberg & YSVN





We Create Fortune

元大證券（越南）公司

個人客戶分析部

Nguyễn Thế Minh
研究分析經理
+84 28 3622 6868 ext 3826
minh.nguyen@yuanta.com.vn

Lý Thị Hiền
研究分析主管
+84 28 3622 6868 ext 3908
hien.ly@yuanta.com.vn

Quách Đức Khánh
研究分析副主管
+84 28 3622 6868 ext 3833
khanh.quach@yuanta.com.vn

Khổng Hữu Hiệp
高級分析專員
+84 28 3622 6868 ext 3912
hiep.khong@yuanta.com.vn

Nguyễn Trịnh Ngọc Hồng
高級分析專員
+84 28 3622 6868 ext 3832
hong.nguyen@yuanta.com.vn

Phạm Tấn Phát
高級分析專員
+84 28 3622 6868 ext 3880
phat.pham@yuanta.com.vn

個人客戶業務部

Phạm Đắc Thành
北部分行經理
+84 28 3622 6868 ext 3416
thanh.pham@yuanta.com.vn

Võ Thị Thu Thủy
平陽分行經理
+84 28 3622 6868 ext 3505
thuy.vo@yuanta.com.vn

Lương Kỳ Ty
堤岸分行經理
+84 28 3622 6868 ext 3653
ty.luong@yuanta.com.vn

Bùi Quốc Phong
同奈分行經理
+84 28 3622 6868 ext 3701
phong.bui@yuanta.com.vn

Võ Đình Tuấn
峴港分行經理
+84 28 3622 6868 ext 3301
tuan.vo@yuanta.com.vn

Nguyễn Việt Quang
河內分行經理
+84 28 3622 6868 ext 3404
quang.nguyen@yuanta.com.vn

Đinh Thị Thu Cúc
頭頓分行經理
+84 28 3622 6868 ext 3203
cuc.dinh@yuanta.com.vn

Appendix A: Important Disclosures

Analyst Certification

Each research analyst primarily responsible for the content of this research report, in whole or in part, certifies that with respect to each security or issuer that the analyst covered in this report: (1) all of the views expressed accurately reflect his or her personal views about those securities or issuers; and (2) no part of his or her compensation was, is, or will be, directly or indirectly, related to the specific recommendations or views expressed by that research analyst in the research report.

Ratings Definitions

BUY: We have a positive outlook on the stock based on our expected absolute or relative return over the investment period. Our thesis is based on our analysis of the company's outlook, financial performance, catalysts, valuation and risk profile. We recommend investors add to their position.

HOLD-Outperform: In our view, the stock's fundamentals are relatively more attractive than peers at the current price. Our thesis is based on our analysis of the company's outlook, financial performance, catalysts, valuation and risk profile.

HOLD-Underperform: In our view, the stock's fundamentals are relatively less attractive than peers at the current price. Our thesis is based on our analysis of the company's outlook, financial performance, catalysts, valuation and risk profile.

SELL: We have a negative outlook on the stock based on our expected absolute or relative return over the investment period. Our thesis is based on our analysis of the company's outlook, financial performance, catalysts, valuation and risk profile. We recommend investors reduce their position.

Under Review: We actively follow the company, although our estimates, rating and target price are under review.

Restricted: The rating and target price have been suspended temporarily to comply with applicable regulations and/or Yuanta policies.

Note: Yuanta research coverage with a Target Price is based on an investment period of 12 months. Greater China Discovery Series coverage does not have a formal 12 month Target Price and the recommendation is based on an investment period specified by the analyst in the report.

Global Disclaimer

© 2018 Yuanta. All rights reserved. The information in this report has been compiled from sources we believe to be reliable, but we do not hold ourselves responsible for its completeness or accuracy. It is not an offer to sell or solicitation of an offer to buy any securities. All opinions and estimates included in this report constitute our judgment as of this date and are subject to change without notice.

This report provides general information only. Neither the information nor any opinion expressed herein constitutes an offer or invitation to make an offer to buy or sell securities or other investments. This material is prepared for general circulation to clients and is not intended to provide tailored investment advice and does not take into account the individual financial situation and objectives of any specific person who may receive this report. Investors should seek financial advice regarding the appropriateness of investing in any securities, investments or investment strategies discussed or recommended in this report. The information contained in this report has been compiled from sources believed to be reliable but no representation or warranty, express or implied, is made as to its accuracy, completeness or correctness. This report is not (and should not be construed as) a solicitation to act as securities broker or dealer in any jurisdiction by any person or company that is not legally permitted to carry on such business in that jurisdiction.

Yuanta research is distributed in the United States only to Major U.S. Institutional Investors (as defined in Rule 15a-6 under the Securities Exchange Act of 1934, as amended and SEC staff interpretations thereof). All transactions by a US person in the securities mentioned in this report must be effected through a registered broker-dealer under Section 15 of the Securities Exchange Act of 1934, as amended. Yuanta research is distributed in Taiwan by Yuanta Securities Investment Consulting. Yuanta research is distributed in Hong Kong by Yuanta Securities (Hong Kong) Co. Limited, which is licensed in Hong Kong by the Securities and Futures Commission for regulated activities, including Type 4 regulated activity (advising on securities). In Hong Kong, this research report may not be redistributed, retransmitted or disclosed, in whole or in part or and any form or manner, without the express written