

當日市場：VN-Index 接近 1,400 點的關口


2022/04/20

市場走勢

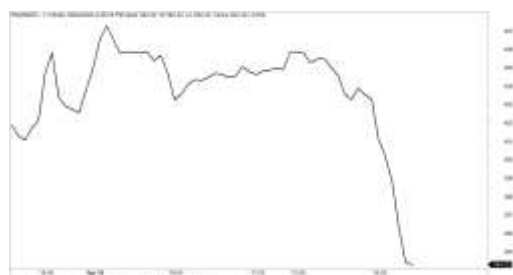
市場指數	VNI	HNI	UPCOM
收盤	1,406.45	392.69	108.32
%日	-1.83%	-2.59%	-1.71%
%週	-3.35%	-6.73%	-3.74%
%月	-4.26%	-12.97%	-6.65%
%年	11.57%	32.78%	32.11%
成交值(Bil.VND)			
當日	22,624	2,395	1,418
日均量/週	22,151	2,330	1,257
日均量/月	24,971	3,291	1,802
外資進出			
買進	2,306.32	5.77	26.59
賣出	2,030.75	8.51	24.48
買賣超	275.57	-2.74	2.11
市場漲跌家數			
上漲	82	68	134
下跌	307	183	215
持平	36	103	554
市場指標			
P/E	16.59	19.85	22.93
總市值 (兆盾)	5,710	459	1,465
股息殖利率	2.06%	3.98%	3.84%

資料源: Bloomberg - YSVN

VNINDEX



HNIINDEX



市場走勢

市場的指數在午盤繼續大幅下跌。VN-Index 下跌 1.83%，收於 1406.45 點，HNX-Index 大幅下跌 2.59%，Upcom-Index 下跌 1.71%。3 大市場的交易額達到 24 兆 2,420 億越南盾。

當日跌停股票數量錄得 164 檔跌停股，比前一交易日小幅上漲。

POW (-6.9%)在當日召開年度股東大會的背景下，當 HCM、FTS、CTS、TVS 均跌停時，證券股繼續被強勁拋售。VN30 - Index 的亮點來自於 VJC (+3.5%)、HPG (+1.5%)、KDH (+1.6%) 上漲。

海鮮 (CMX、VHC、IDI) 在經歷了一系列上漲時段後，則在當日錄得強勁獲利回吐壓力。相比之下，化工股 (DGC、DPM、DCM)、物流 (PVT、GMD、HAH) 逆市。

外資的交易也是當日的亮點，因為他們買超近 2,750 億越南盾。DPM (940 億)、GEX (850 億)、KBC (620 億) 在買超方面領先。相反，DGC (370 億)、SSI (770 億)、HPG (380 億) 被拋售最多的股票。

市場短期觀點

我們認為在未來幾個交易日市場可能會出現調整，VN-Index 可能會重新測試 1,420 - 1,430 點。同時，由於追加保證金或強制賣出的拋壓，導致多檔股票跌入強烈超賣的狀態，因此我們預計在未來幾個交易日抄底需求可能會增加。積極點是短期情緒指標仍處於過度悲觀區域，顯示市場仍能很快形成短期底部。

大盤短期走勢仍為下跌。因此，我們建議短期投資者不應賣出，並在恢復時優先降低保證金。同時，短期投資者不應賣出所有的短期投資組合，並可持有投資組合的 25-30%。

請在 <https://ysradar.yuanta.com.vn/> 查看有關股票的信號。

We Create Fortune

技術分析圖



指數技術分析圖 VN-Index



指數技術分析圖 HNX-Index

指數	短期趨勢	中期趨勢	阻力區 1	阻力區 2	支撐區 1	支撐區 2
VN-Index	下跌	上漲	1500	1530	1210	970
HNX-Index	下跌	上漲	470	500	300	180
VN30	下跌	上漲	1550	1570	1445	960
VNMidcaps	下跌	上漲	1,730	1800	1650	963
VNSmallcaps	下跌	上漲	1430	1450	1400	804

We Create Fortune

胡志明市交易所 (HSX)

	收盤	漲跌%
VNI	1406.45	-1.83%
VN30	1440.61	-1.88%
VN Mid	1984.18	-2.64%
VN Small	1971.09	-3.12%

河內交易所 (HSX)

	收盤	漲跌%
HNI	392.69	-2.59%
HN30	705.56	-2.07%
VNX AllSh	1442	-2.18%

UPCOM 市場 (UPCoM)

	收盤	漲跌%
UPCoM	108.32	-1.71%

外資交易	成交值 (BiL.VND)
買進	2306.32
賣出	2030.75
買超/賣超	275.57

外資交易	成交值 (BiL.VND)
買進	5.77
賣出	8.51
買超/賣超	-2.74

外資交易	成交值 (BiL.VND)
買進	26.59
賣出	24.48
買超/賣超	2.11

上漲排名/ 股碼	漲跌(VND)	漲跌%
PGD	2450	6.95%
TNH	2700	5.24%
FRT	8300	5.14%
ACL	1200	4.32%
DPM	3100	4.31%

上漲排名/ 股碼	漲跌(VND)	漲跌%
PSD	4000	10.00%
LAS	1200	6.35%
HVT	3900	5.95%
PVC	900	3.90%
VCS	4000	3.60%

上漲排名/ 股碼	漲跌(VND)	漲跌%
VNA	3472	7.20%
SGP	1321	3.49%
ACV	2140	2.35%
VEA	1051	2.07%
ACG	1360	1.84%

下跌排名/ 股碼	漲跌(VND)	漲跌%
VRC	-1050	-7.00%
SBT	-1550	-7.00%
LCG	-1350	-6.99%
HCM	-2000	-6.99%
HAX	-2150	-6.99%

下跌排名/ 股碼	漲跌(VND)	漲跌%
DL1	-900	-10.00%
IDJ	-2400	-10.00%
LIG	-1200	-10.00%
API	-5500	-9.98%
SDA	-2800	-9.93%

下跌排名/ 股碼	漲跌(VND)	漲跌%
VHG	-778	-11.11%
GEE	-2508	-6.72%
TID	-2759	-6.05%
C4G	-1292	-5.93%
PXL	-687	-5.20%

*備註: 市值>5,000 億盾; 成交值>15 億盾

市值排名/ 股碼	BiL.VND
VCB	367,717
VHM	303,935
VIC	303,208
GAS	220,678
BID	191,971

市值排名/ 股碼	BiL.VND
THD	53,305
KSF	32,520
NVB	21,326
IDC	18,450
VCS	17,760

市值排名/ 股碼	BiL.VND
ACV	198,113
MCH	81,307
BSR	79,562
VEA	67,538
VEF	37,707

交易量排名/ 股碼	成交值	30 日均
VPB	24,170,700	20,010,135
HPG	19,239,800	17,077,150
GEX	17,439,300	17,743,025
STB	15,852,000	13,369,295
VND	15,798,700	12,770,195

交易量排名/ 股碼	成交值	30 日均
PVS	8,686,758	8,138,543
KLF	5,895,405	8,002,908
NVB	5,755,400	212,096
TNG	4,935,954	3,833,217
IDC	4,182,773	6,177,656

交易量排 名/股碼	成交值	30 日均
VHG	6,049,089	6,570,438
AFX	5,099,800	210,027
BSR	4,969,974	5,655,382
C4G	3,461,637	3,681,428
VGT	2,800,489	3,832,884

資料源: Bloomberg & Yuanta Research

We Create Fortune

各行業板塊的交易走勢

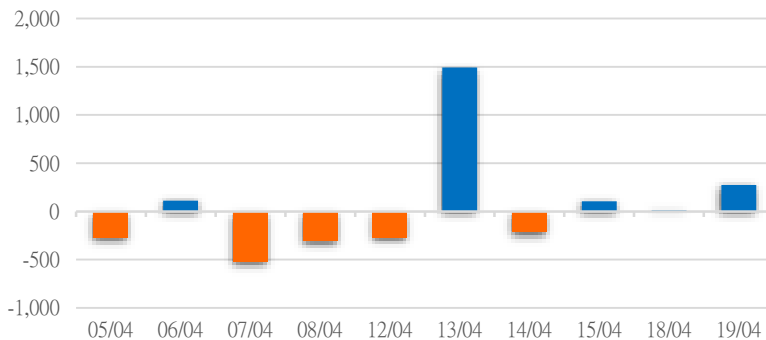


資料源:: FinPro - YSVN

We Create Fortune

外資買進賣統計

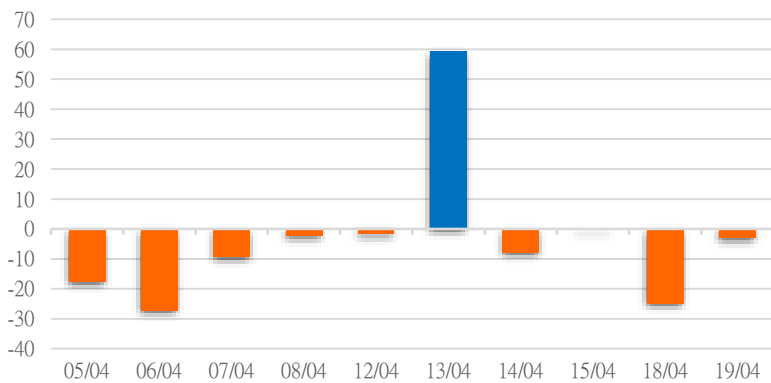
HSX 外資每日買/賣超



證券代碼	買超金額 (Mil.VND)	證券代碼	賣超金額 (Mil.VND)
DPM	94,313	DGC	137,287
GEX	85,498	SSI	76,513
KBC	61,500	HPG	37,734
DCM	52,017	VND	33,659
NLG	43,457	MSN	26,544

HSX 外資買/賣超的前 5 名

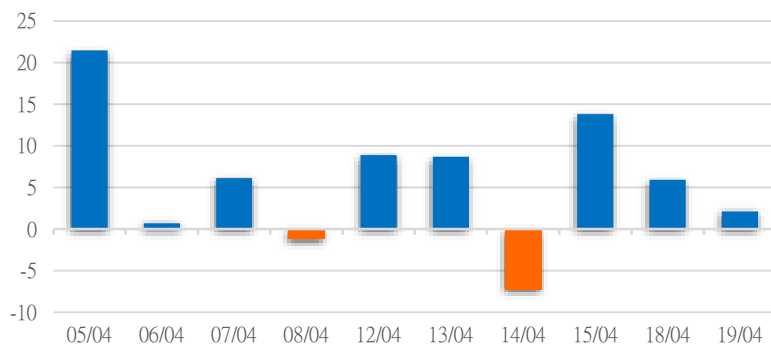
HNX 外資每日買/賣超



證券代碼	買超金額 (Mil.VND)	證券代碼	賣超金額 (Mil.VND)
TVD	1,826	SHS	1,857
TA9	735	DST	1,748
IDC	378	PVS	969
PPY	269	NVB	902
CTC	226	THD	690

HNX 外資買/賣超的前 5 名

UPCOM 外資每日買/賣超



證券代碼	買超金額 (Mil.VND)	證券代碼	賣超金額 (Mil.VND)
OIL	5,545	ACV	1,513
QTP	3,840	PAS	1,085
VEA	1,354	VNA	646
NTC	1,029	PPH	390
CSI	933	GVT	324

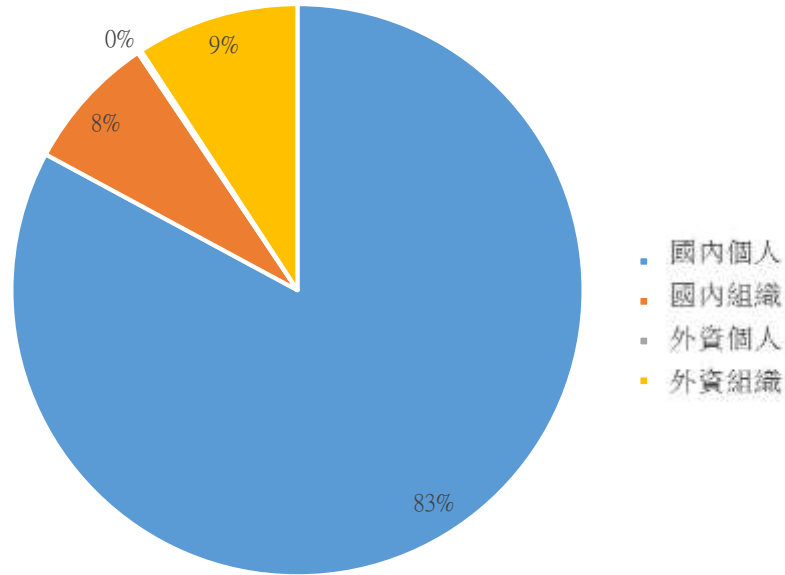
UPCOM 外資買/賣超的前 5 名

源: FiinPro - YSVN



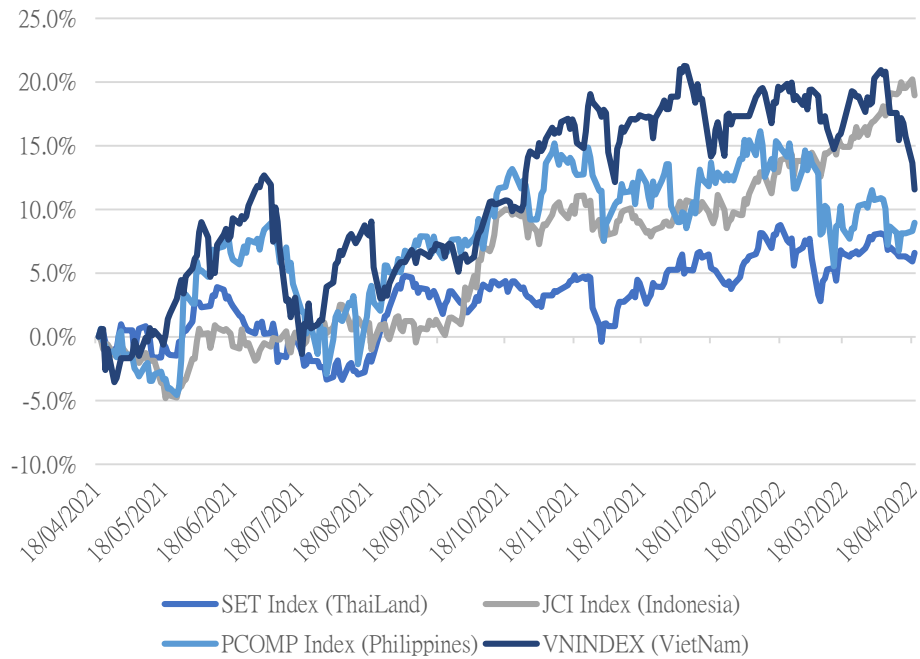
We Create **Fortune**

越南證券市場投資人類別統計



資料源: FiinPro - YSVN

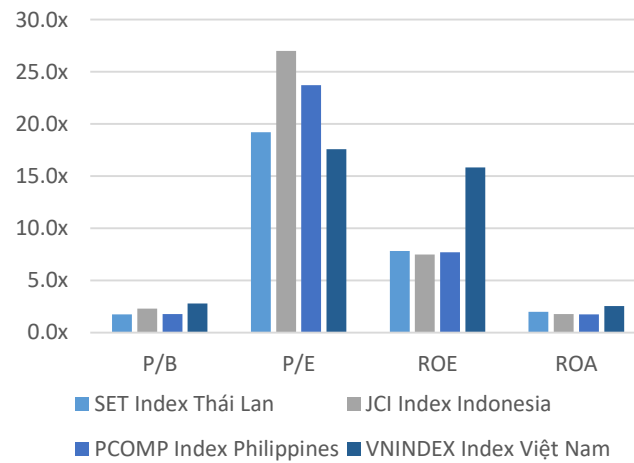
東南亞主要市場走勢比較



東南亞主要市場數據

		Thailand	Indonesia	Philippines	Vietnam
P/B		1.7x	2.2x	1.7x	2.5x
P/E		18.2x	22.79	20.8x	16.3x
ROE	%	9.61	9.46	8.87	15.41
ROA	%	2.40	2.35	2.02	2.51
Vốn hóa	Tỷ USD	581.06	657.03	184.73	247.68
GTGD	Triệu USD	1.74	0.93	0.04	1.07
LS cổ tức	%	2.67	2.03	1.74	1.17

源: Bloomberg & YSVN





We Create Fortune

元大證券（越南）公司

個人客戶分析部

Nguyễn Thế Minh

研究分析經理

+84 28 3622 6868 ext 3826

minh.nguyen@yuanta.com.vn

Lý Thị Hiền

研究分析主管

+84 28 3622 6868 ext 3908

hien.ly@yuanta.com.vn

Quách Đức Khánh

研究分析副主管

+84 28 3622 6868 ext 3833

khanh.quach@yuanta.com.vn

Khổng Hữu Hiệp

高級分析專員

+84 28 3622 6868 ext 3912

hiep.khong@yuanta.com.vn

Nguyễn Trịnh Ngọc Hồng

高級分析專員

+84 28 3622 6868 ext 3832

hong.nguyen@yuanta.com.vn

Phạm Tấn Phát

高級分析專員

+84 28 3622 6868 ext 3880

phat.pham@yuanta.com.vn

個人客戶業務部

Phạm Đắc Thành

北部分行經理

+84 28 3622 6868 ext 3416

thanh.pham@yuanta.com.vn

Võ Thị Thu Thủy

平陽分行經理

+84 28 3622 6868 ext 3505

thuy.vo@yuanta.com.vn

Lương Kỳ Ty

堤岸分行經理

+84 28 3622 6868 ext 3653

ty.luong@yuanta.com.vn

Bùi Quốc Phong

同奈分行經理

+84 28 3622 6868 ext 3701

phong.bui@yuanta.com.vn

Võ Đình Tuấn

峴港分行經理

+84 28 3622 6868 ext 3301

tuan.vo@yuanta.com.vn

Nguyễn Việt Quang

河內分行經理

+84 28 3622 6868 ext 3404

quang.nguyen@yuanta.com.vn

Đinh Thị Thu Cúc

頭頓分行經理

+84 28 3622 6868 ext 3203

cuc.dinh@yuanta.com.vn

Appendix A: Important Disclosures

Analyst Certification

Each research analyst primarily responsible for the content of this research report, in whole or in part, certifies that with respect to each security or issuer that the analyst covered in this report: (1) all of the views expressed accurately reflect his or her personal views about those securities or issuers; and (2) no part of his or her compensation was, is, or will be, directly or indirectly, related to the specific recommendations or views expressed by that research analyst in the research report.

Ratings Definitions

BUY: We have a positive outlook on the stock based on our expected absolute or relative return over the investment period. Our thesis is based on our analysis of the company's outlook, financial performance, catalysts, valuation and risk profile. We recommend investors add to their position.

HOLD-Outperform: In our view, the stock's fundamentals are relatively more attractive than peers at the current price. Our thesis is based on our analysis of the company's outlook, financial performance, catalysts, valuation and risk profile.

HOLD-Underperform: In our view, the stock's fundamentals are relatively less attractive than peers at the current price. Our thesis is based on our analysis of the company's outlook, financial performance, catalysts, valuation and risk profile.

SELL: We have a negative outlook on the stock based on our expected absolute or relative return over the investment period. Our thesis is based on our analysis of the company's outlook, financial performance, catalysts, valuation and risk profile. We recommend investors reduce their position.

Under Review: We actively follow the company, although our estimates, rating and target price are under review.

Restricted: The rating and target price have been suspended temporarily to comply with applicable regulations and/or Yuanta policies.

Note: Yuanta research coverage with a Target Price is based on an investment period of 12 months. Greater China Discovery Series coverage does not have a formal 12 month Target Price and the recommendation is based on an investment period specified by the analyst in the report.

Global Disclaimer

© 2018 Yuanta. All rights reserved. The information in this report has been compiled from sources we believe to be reliable, but we do not hold ourselves responsible for its completeness or accuracy. It is not an offer to sell or solicitation of an offer to buy any securities. All opinions and estimates included in this report constitute our judgment as of this date and are subject to change without notice.

This report provides general information only. Neither the information nor any opinion expressed herein constitutes an offer or invitation to make an offer to buy or sell securities or other investments. This material is prepared for general circulation to clients and is not intended to provide tailored investment advice and does not take into account the individual financial situation and objectives of any specific person who may receive this report. Investors should seek financial advice regarding the appropriateness of investing in any securities, investments or investment strategies discussed or recommended in this report. The information contained in this report has been compiled from sources believed to be reliable but no representation or warranty, express or implied, is made as to its accuracy, completeness or correctness. This report is not (and should not be construed as) a solicitation to act as securities broker or dealer in any jurisdiction by any person or company that is not legally permitted to carry on such business in that jurisdiction.

Yuanta research is distributed in the United States only to Major U.S. Institutional Investors (as defined in Rule 15a-6 under the Securities Exchange Act of 1934, as amended and SEC staff interpretations thereof). All transactions by a US person in the securities mentioned in this report must be effected through a registered broker-dealer under Section 15 of the Securities Exchange Act of 1934, as amended. Yuanta research is distributed in Taiwan by Yuanta Securities Investment Consulting. Yuanta research is distributed in Hong Kong by Yuanta Securities (Hong Kong) Co. Limited, which is licensed in Hong Kong by the Securities and Futures Commission for regulated activities, including Type 4 regulated activity (advising on securities). In Hong Kong, this research report may not be redistributed, retransmitted or disclosed, in whole or in part or and any form or manner, without the express written