

當日市場：市場繼續恢復

2022/04/28

市場走勢

市場指數	VNI	HNI	UPCOM
收盤	1,353.77	357.09	101.37
%日	0.93%	3.45%	0.22%
%週	-2.24%	-6.04%	-4.73%
%月	-9.66%	-22.67%	-13.36%
%年	10.99%	27.28%	27.65%
成交值(Bil.VND)			
當日	14,568	2,031	747
日均量/週	21,195	2,427	1,219
日均量/月	23,678	2,920	1,674
外資進出			
買進	1,640.80	4.99	12.14
賣出	1,893.69	1.78	26.66
買賣超	-252.89	3.21	-14.52
市場漲跌家數			
上漲	273	186	259
下跌	76	42	93
持平	76	126	551
市場指標			
P/E	15.01	17.19	19.93
總市值 (兆盾)	5,350	401	1,302
股息殖利率	2.55%	4.77%	5.61%

資料源: Bloomberg - YSVN

VNINDEX



HNIINDEX



市場走勢

受美股的影響，市場開盤時強勁震盪，但低價需求活躍，幫助股指重新恢復。VN-Index 上漲 0.93%，收於 1353.77 點，HNX-Index 上漲 3.45%，Upcom-Index 上漲 0.22%。3 大市場的交易額急劇下降至 15 兆 640 億越南盾。

在經歷了前期的強勁上漲後，當 VN30-Index 僅上漲 0.37% 時，藍籌股的需求更加謹慎。HPG (+3.2%)、MSN (+2.6%)、STB (+2.9%)、CTG (+2.4%) 在當日錄得積極上漲的股票。相比之下，FPT、MWG、PDR、VPB、VRE、VNM 調整後下跌 1% 左右。

在行業方面，公共投資的漁業股（VHC、CMX、FMC、ANV）（CTR、FCN、TCD、HBC）有所恢復，化肥股（DPM、DCM）略有調整。

外資回歸賣超超過 2,640 億越南盾。VND（450 億）、DIG（370 億）、DXG（370 億）被拋售最多的股票。相反，DGC（380 億）、MSN（350 億）、BCM（340 億）在買超方面領先。

市場短期觀點

我們認為 VN-Index 可能會重新測試 1,370 點的阻力位。不過，現金流依然走弱，顯示短期投資者還沒準備好回歸市場，短期風險仍然較高。我們仍然認為市場處於短期技術性恢復階段，積極點是情緒指標在過度悲觀區間小幅上漲，顯示短期投資者的悲觀情緒不如以往。

大盤短期走勢仍為下跌。因此，我們建議短期投資者可以觀察市場，並優先將保證金的策略降低，以降低賬戶的短期風險。

請在 <https://ysradar.yuanta.com.vn/> 查看有關股票的信號。

We Create Fortune

技術分析圖



指數技術分析圖 VN-Index



指數技術分析圖 HNX-Index

指數	短期趨勢	中期趨勢	阻力區 1	阻力區 2	支撐區 1	支撐區 2
VN-Index	下跌	下跌	1500	1530	1310	970
HNX-Index	下跌	下跌	470	500	300	180
VN30	下跌	下跌	1550	1570	1445	960
VNMidcaps	下跌	下跌	1,730	1800	1650	963
VNSmallcaps	下跌	下跌	1430	1450	1400	804

We Create Fortune

胡志明市交易所 (HSX)

	收盤	漲跌%
VNI	1353.77	0.93%
VN30	1402.03	0.37%
VN Mid	1873.75	1.59%
VN Small	1801.81	2.47%

河內交易所 (HSX)

	收盤	漲跌%
HNI	357.09	3.45%
HN30	632.55	4.57%
VNX AllSh	1384.46	0.85%

UPCOM 市場 (UPCoM)

	收盤	漲跌%
UPCoM	101.37	0.22%

外資交易	成交值 (BiL.VND)
買進	1640.8
賣出	1893.69
買超/賣超	-252.89

外資交易	成交值 (BiL.VND)
買進	4.99
賣出	1.78
買超/賣超	3.21

外資交易	成交值 (BiL.VND)
買進	12.14
賣出	26.66
買超/賣超	-14.52

上漲排名/ 股碼	漲跌(VND)	漲跌%
TDH	630	7.00%
YEG	1200	7.00%
HBC	1350	6.99%
SAM	800	6.99%
DIG	4200	6.98%

上漲排名/ 股碼	漲跌(VND)	漲跌%
CSC	7400	10.00%
HUT	2600	10.00%
VGS	2000	10.00%
IDC	5000	9.90%
VC3	4400	9.89%

上漲排名/ 股碼	漲跌(VND)	漲跌%
DNW	2387	9.95%
GEE	2635	8.13%
HTG	3952	7.35%
PXL	772	7.15%
SKV	1850	6.54%

下跌排名/ 股碼	漲跌(VND)	漲跌%
BFC	-1400	-4.19%
TSC	-400	-3.51%
DCM	-1300	-3.42%
TIP	-900	-2.81%
BWE	-1400	-2.58%

下跌排名/ 股碼	漲跌(VND)	漲跌%
TIG	-500	-2.70%
VC2	-800	-1.28%
HTP	-500	-1.16%
SCG	-600	-0.69%
DNP	-100	-0.42%

下跌排名/ 股碼	漲跌(VND)	漲跌%
ACG	-1272	-1.80%
VEA	-366	-0.81%
PAS	-14	-0.07%
QNS	41	0.09%
SSH	324	0.33%

*備註: 市值>5,000 億盾; 成交值>15 億盾

市值排名/ 股碼	BiL.VND
VCB	380,968
VIC	297,487
VHM	283,034
GAS	208,621
BID	186,660

市值排名/ 股碼	BiL.VND
THD	38,430
KSF	32,340
NVB	19,934
VCS	16,320
IDC	15,150

市值排名/ 股碼	BiL.VND
ACV	184,429
MCH	76,928
BSR	62,506
VEA	60,145
MVN	38,299

交易量排名/ 股碼	成交值	30 日均
HPG	19,530,500	17,558,952
ROS	18,918,000	17,199,905
FLC	17,725,500	20,052,171
HAG	14,344,600	20,793,024
ITA	13,099,500	11,919,033

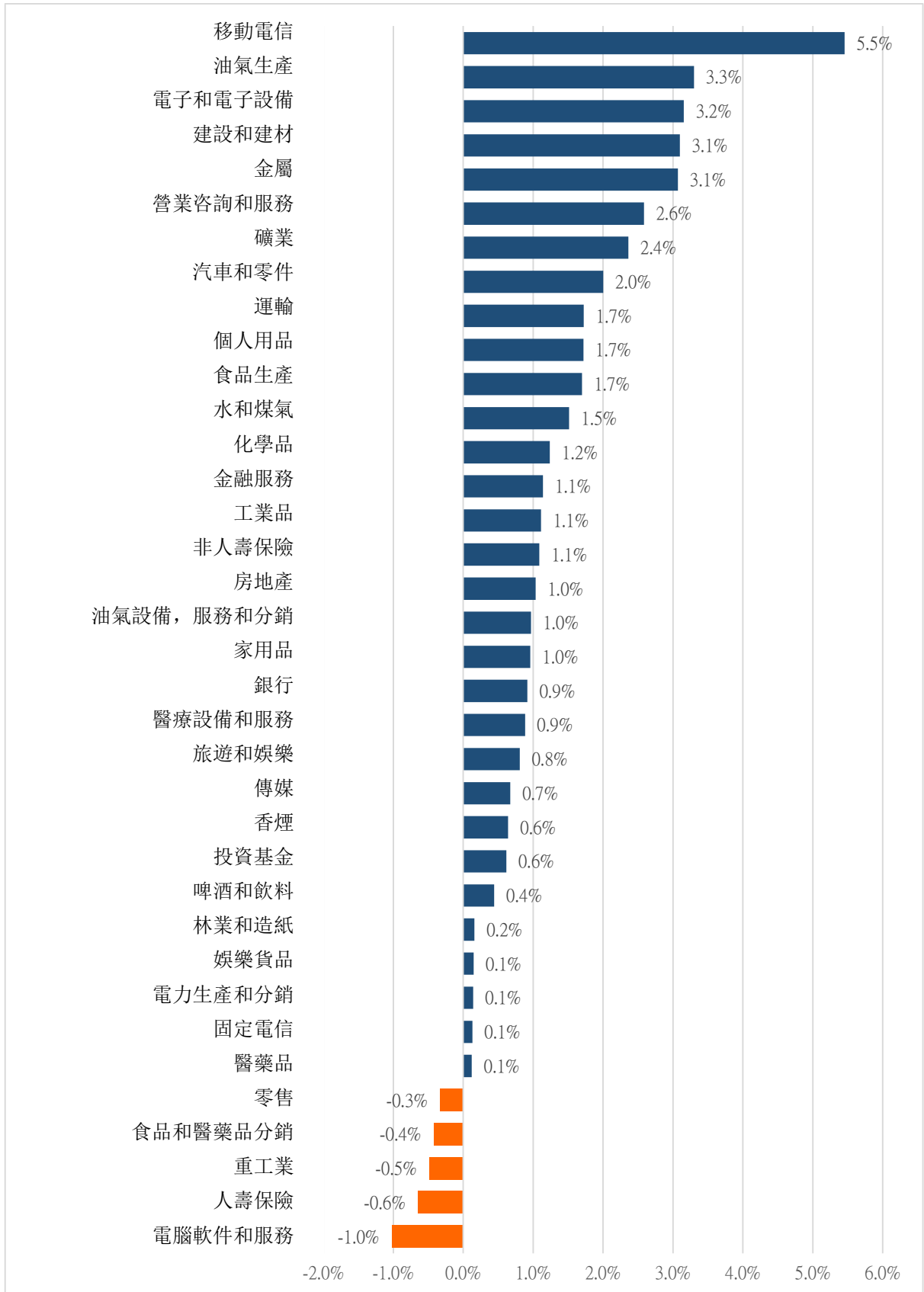
交易量排名/ 股碼	成交值	30 日均
NVB	11,338,674	204,096
PVS	8,549,478	9,331,584
KLF	6,292,034	7,862,130
HUT	4,957,168	4,581,062
IDC	4,624,460	6,225,185

交易量排 名/股碼	成交值	30 日均
VHG	4,552,312	5,993,796
BSR	4,181,253	6,506,833
C4G	3,436,947	3,822,707
AFX	3,069,600	143,831
PAS	2,255,200	1,393,879

資料源: Bloomberg & Yuanta Research

We Create Fortune

各行業板塊的交易走勢



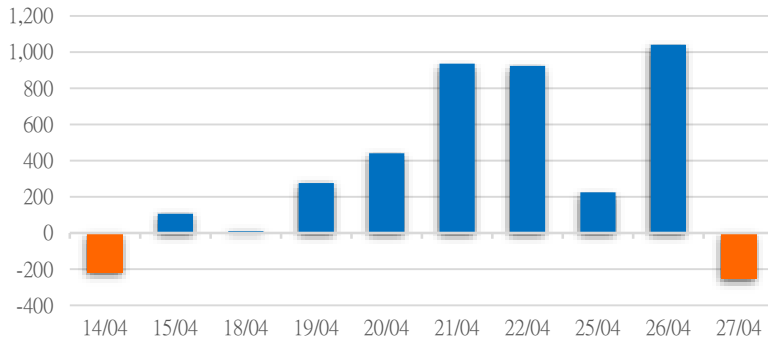
資料源: FiinPro - YSVN



We Create Fortune

外資買進賣統計

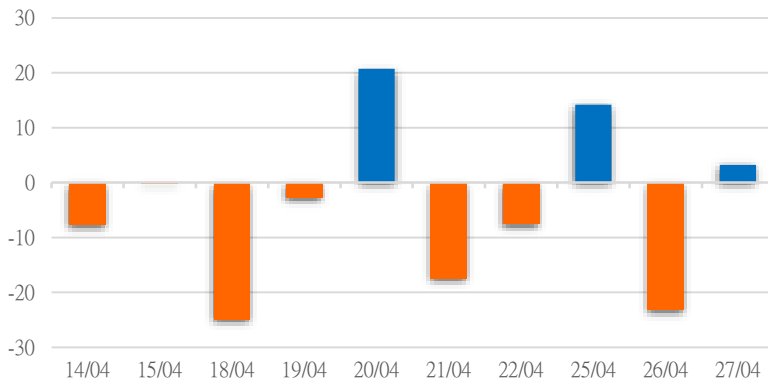
HSX 外資每日買/賣超



證券代碼	買超金額 (Mil.VND)	證券代碼	賣超金額 (Mil.VND)
DGC	37,932	VND	44,686
MSN	35,116	DIG	37,015
BCM	33,904	DXG	36,780
GAS	28,755	VIC	36,143
CTG	25,713	KBC	35,062

HSX 外資買/賣超的前 5 名

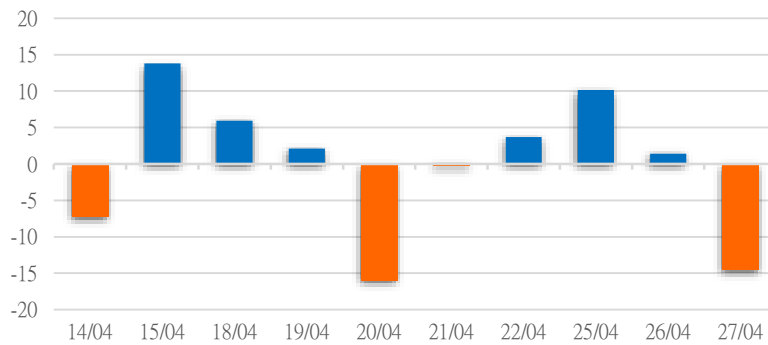
HNX 外資每日買/賣超



證券代碼	買超金額 (Mil.VND)	證券代碼	賣超金額 (Mil.VND)
PVS	2,332	SHS	527
GKM	515	AMC	244
PVI	237	TOT	154
IDV	237	API	129
QTC	153	VCS	101

HNX 外資買/賣超的前 5 名

UPCOM 外資每日買/賣超



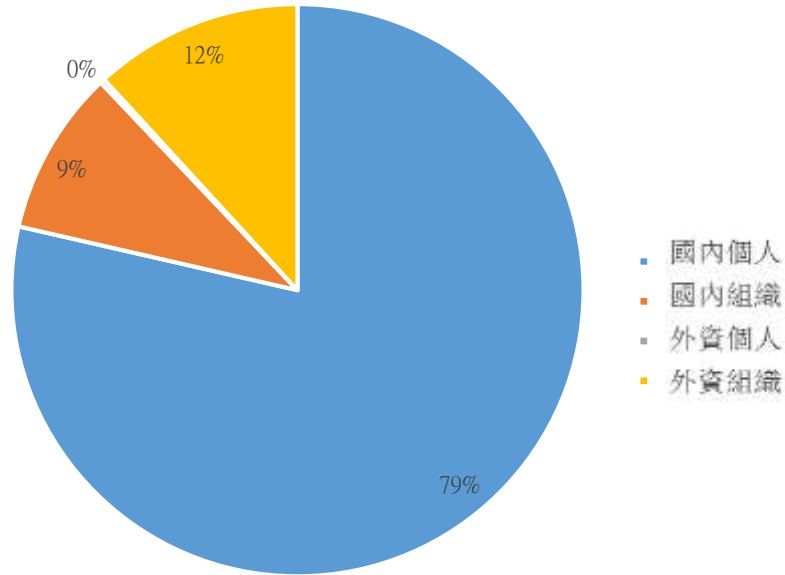
證券代碼	買超金額 (Mil.VND)	證券代碼	賣超金額 (Mil.VND)
HPP	1,323	VEA	8,758
SIP	1,003	VGT	8,685
ACV	669	QNS	1,148
TCI	618	CSI	877
MPC	596	SAS	336

UPCOM 外資買/賣超的前 5 名

源: FiinPro - YSVN

We Create **Fortune**

越南證券市場投資人類別統計

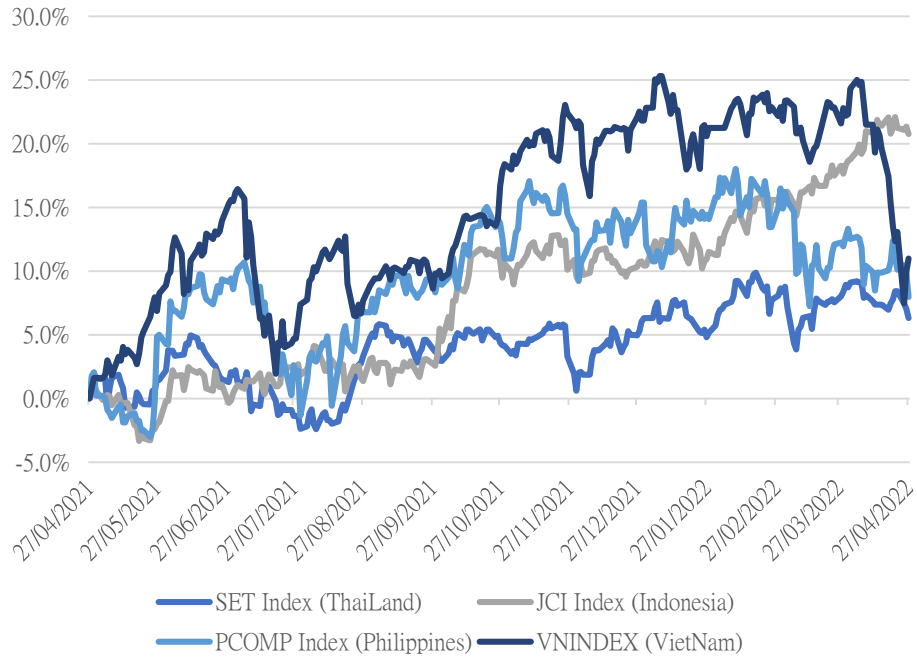


資料源: FiinPro - YSVN



We Create Fortune

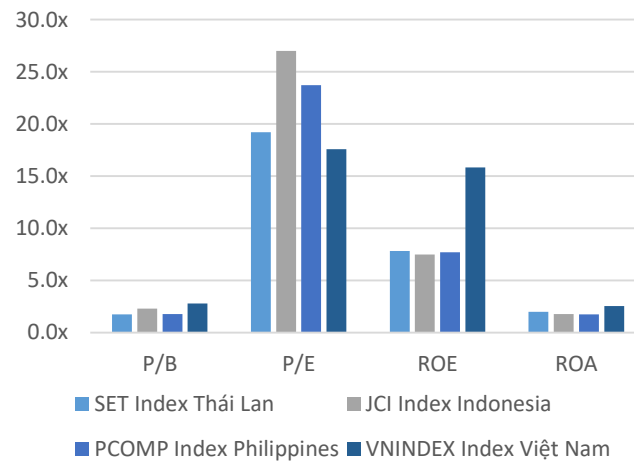
東南亞主要市場走勢比較



東南亞主要市場數據

		Thailand	Indonesia	Philippines	Vietnam
P/B		1.6x	2.2x	1.7x	2.4x
P/E		17.9x	21.35	20.3x	15.2x
ROE	%	9.66	10.03	8.83	15.72
ROA	%	2.48	2.54	2.01	2.57
Vốn hóa	Tỷ USD	570.97	657.95	185.54	231.41
GTGD	Triệu USD	2.14	1.02	0.05	0.83
LS cổ tức	%	2.70	2.06	1.78	1.23

源: Bloomberg & YSVN





We Create Fortune

元大證券（越南）公司

個人客戶分析部

Nguyễn Thế Minh
研究分析經理
+84 28 3622 6868 ext 3826
minh.nguyen@yuanta.com.vn

Lý Thị Hiền
研究分析主管
+84 28 3622 6868 ext 3908
hien.ly@yuanta.com.vn

Quách Đức Khánh
研究分析副主管
+84 28 3622 6868 ext 3833
khanh.quach@yuanta.com.vn

Khổng Hữu Hiệp
高級分析專員
+84 28 3622 6868 ext 3912
hiep.khong@yuanta.com.vn

Nguyễn Trịnh Ngọc Hồng
高級分析專員
+84 28 3622 6868 ext 3832
hong.nguyen@yuanta.com.vn

Phạm Tấn Phát
高級分析專員
+84 28 3622 6868 ext 3880
phat.pham@yuanta.com.vn

個人客戶業務部

Phạm Đắc Thành
北部分行經理
+84 28 3622 6868 ext 3416
thanh.pham@yuanta.com.vn

Võ Thị Thu Thủy
平陽分行經理
+84 28 3622 6868 ext 3505
thuy.vo@yuanta.com.vn

Lương Kỳ Ty
堤岸分行經理
+84 28 3622 6868 ext 3653
ty.luong@yuanta.com.vn

Bùi Quốc Phong
同奈分行經理
+84 28 3622 6868 ext 3701
phong.bui@yuanta.com.vn

Võ Đình Tuấn
峴港分行經理
+84 28 3622 6868 ext 3301
tuan.vo@yuanta.com.vn

Nguyễn Việt Quang
河內分行經理
+84 28 3622 6868 ext 3404
quang.nguyen@yuanta.com.vn

Đinh Thị Thu Cúc
頭頓分行經理
+84 28 3622 6868 ext 3203
cuc.dinh@yuanta.com.vn

Appendix A: Important Disclosures

Analyst Certification

Each research analyst primarily responsible for the content of this research report, in whole or in part, certifies that with respect to each security or issuer that the analyst covered in this report: (1) all of the views expressed accurately reflect his or her personal views about those securities or issuers; and (2) no part of his or her compensation was, is, or will be, directly or indirectly, related to the specific recommendations or views expressed by that research analyst in the research report.

Ratings Definitions

BUY: We have a positive outlook on the stock based on our expected absolute or relative return over the investment period. Our thesis is based on our analysis of the company's outlook, financial performance, catalysts, valuation and risk profile. We recommend investors add to their position.

HOLD-Outperform: In our view, the stock's fundamentals are relatively more attractive than peers at the current price. Our thesis is based on our analysis of the company's outlook, financial performance, catalysts, valuation and risk profile.

HOLD-Underperform: In our view, the stock's fundamentals are relatively less attractive than peers at the current price. Our thesis is based on our analysis of the company's outlook, financial performance, catalysts, valuation and risk profile.

SELL: We have a negative outlook on the stock based on our expected absolute or relative return over the investment period. Our thesis is based on our analysis of the company's outlook, financial performance, catalysts, valuation and risk profile. We recommend investors reduce their position.

Under Review: We actively follow the company, although our estimates, rating and target price are under review.

Restricted: The rating and target price have been suspended temporarily to comply with applicable regulations and/or Yuanta policies.

Note: Yuanta research coverage with a Target Price is based on an investment period of 12 months. Greater China Discovery Series coverage does not have a formal 12 month Target Price and the recommendation is based on an investment period specified by the analyst in the report.

Global Disclaimer

© 2018 Yuanta. All rights reserved. The information in this report has been compiled from sources we believe to be reliable, but we do not hold ourselves responsible for its completeness or accuracy. It is not an offer to sell or solicitation of an offer to buy any securities. All opinions and estimates included in this report constitute our judgment as of this date and are subject to change without notice.

This report provides general information only. Neither the information nor any opinion expressed herein constitutes an offer or invitation to make an offer to buy or sell securities or other investments. This material is prepared for general circulation to clients and is not intended to provide tailored investment advice and does not take into account the individual financial situation and objectives of any specific person who may receive this report. Investors should seek financial advice regarding the appropriateness of investing in any securities, investments or investment strategies discussed or recommended in this report. The information contained in this report has been compiled from sources believed to be reliable but no representation or warranty, express or implied, is made as to its accuracy, completeness or correctness. This report is not (and should not be construed as) a solicitation to act as securities broker or dealer in any jurisdiction by any person or company that is not legally permitted to carry on such business in that jurisdiction.

Yuanta research is distributed in the United States only to Major U.S. Institutional Investors (as defined in Rule 15a-6 under the Securities Exchange Act of 1934, as amended and SEC staff interpretations thereof). All transactions by a US person in the securities mentioned in this report must be effected through a registered broker-dealer under Section 15 of the Securities Exchange Act of 1934, as amended. Yuanta research is distributed in Taiwan by Yuanta Securities Investment Consulting. Yuanta research is distributed in Hong Kong by Yuanta Securities (Hong Kong) Co. Limited, which is licensed in Hong Kong by the Securities and Futures Commission for regulated activities, including Type 4 regulated activity (advising on securities). In Hong Kong, this research report may not be redistributed, retransmitted or disclosed, in whole or in part or and any form or manner, without the express written