

市場在 1210-1265 點波動

2022/05/16

合約走勢					
	收盤	+/-	交易量	到期日	剩餘時間
單位	點數	點數	合約	日期	日
VN30F2112	1225.0	-45.0	437,718	19/05	6
VN30F2201	1226.0	-49.0	2334	16/06	34
VN30F2203	1226.0	-56.6	243	15/09	125
VN30F2206	1231.0	-56.7	160	15/12	216

源自 Bloomberg - YSVN

合約更改交易量和持倉量				
	交易量	+/-	OI	+/-
單位	合約	%		%
VN30F2112	211,096	-39.1%	31,061	
VN30F2201	2,334	104.6%	1137	
VN30F2203	243	92.9%	148	
VN30F2206	160	81.8%	103	

源自: Bloomberg - YSVN

合約的基差變動			
	基差	前一盤	+/-
單位	點數	點數	點數
VN30F2112	1.2	-9.8	11.0
VN30F2201	2.2	-9.8	12.0
VN30F2203	2.2	2.8	-0.6
VN30F2206	7.2	7.9	-0.7

源自: Bloomberg - YSVN

合約走勢

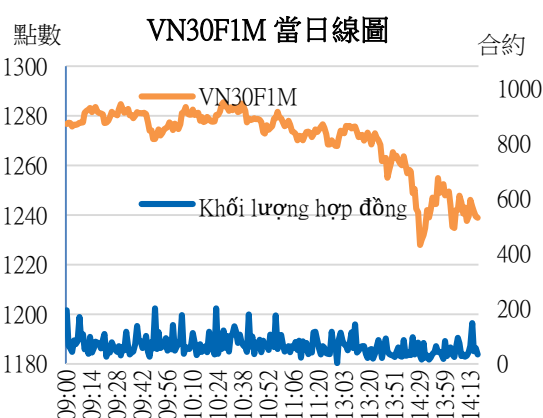
- 4 個期貨合約收盤下跌 45-57 點。與 VN30-Index 相比，VN30F2205 的基差錄得 1 點的正數。
- VN30F2205 交易量比前一交易日減少 39%，VN30F2206 增加 105%，VN30F2209 增加 93%，VN30F2212 增加 82%。

VN30F1M 的評估

- VN30F2205 緊貼布林帶下限，顯示價格的劇烈波動。然而，RSI 正在跌入超賣區域，顯示可能形成技術性復甦。具體而言，1210-1214 點區域為盤中的支撐位，1230-1240 點區域為盤中的技術復甦阻力位。
- 在日線圖上，短期趨勢仍維持跌勢，追蹤停損位於 1339 點。

投資策略

當天策略 (Intraday)	投資者考慮在 1230-1240 點開設空頭，停損於 1242 點，止盈在 1210-1215 點。 價格突破 1250 點時開設多頭，停損於 1247 點，止盈在 1260-1265 點。
主要短期 趨勢策略 (Daily)	投資者觀察市場，並等待新的入場點。



Pham Tan Phat

高級分析專員

Email: phat.pham@yuanta.com.vn

Phone: (084) 28 3622 6868 ext 3880

We Create Fortune

VN30F1M 合約走勢圖

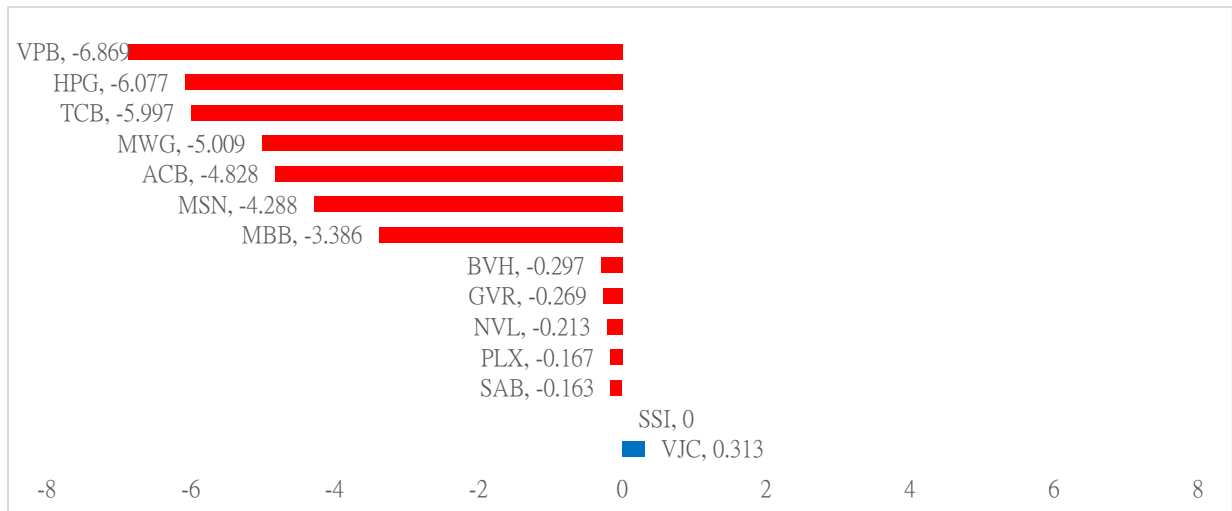


	VN30F2205-Daily	VN30F2205-1H
趨勢	下跌	下跌
支撐 1	1200	1215
支撐 2	1120	1210
阻力 1	1339	1230
阻力 2	1413	1240

VN30-INDEX 指數走勢

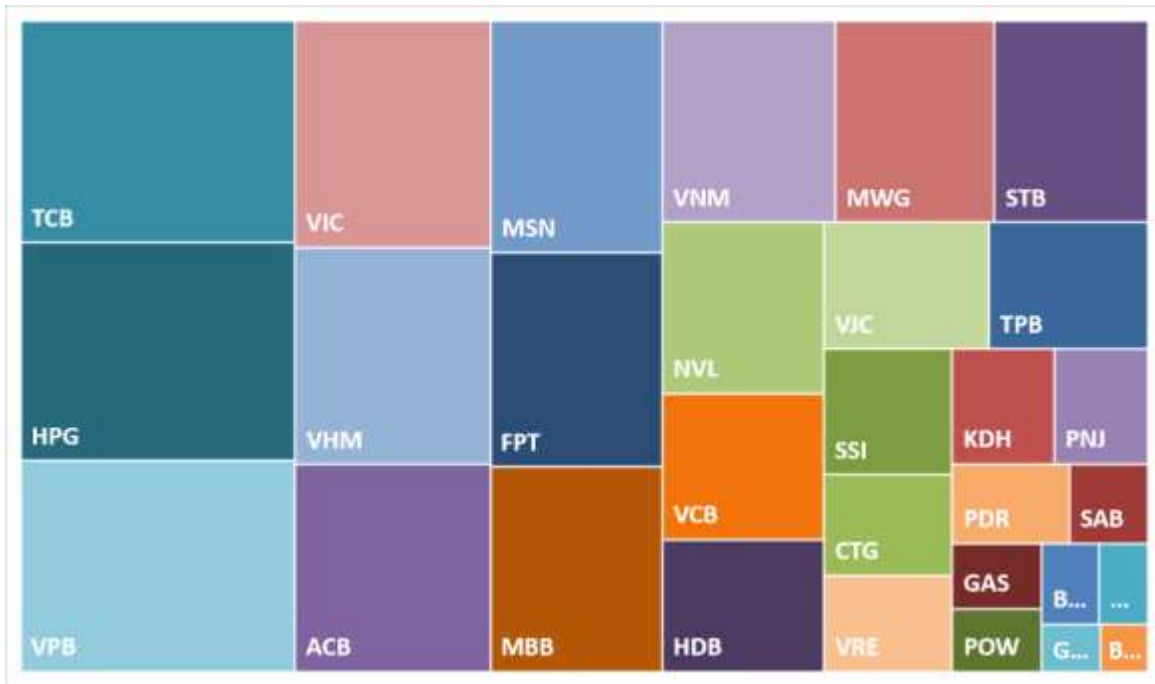
VN30-Index 收跌 4.38%，其中 VPB、HPG 和 TCB 對指數的負面影響最大。相比之下，VJC 是指數籃子中唯一上漲的股票。

VN30-INDEX 中最有影響力的成份股



We Create Fortune

VN30-INDEX 中的資本化



VJC 的走勢圖





We Create Fortune

期貨合約的價格，交易量和持倉量

日期	VN30F2110	交易量	持倉量
13/05/2022	1,270.0	346,875	31,061
12/05/2022	1,337.0	297,741	35,366
11/05/2022	1,335.0	361,688	38,111
10/05/2022	1,308.1	328,581	34,098
09/05/2022	1,362.0	301,422	27,497
06/05/2022	1,402.5	231,376	26,533
05/05/2022	1,383.0	212,170	30,610
04/05/2022	1,409.0	247,602	29,288

日期	VN30F2111	交易量	持倉量
13/05/2022	1275	1,141	1,137
12/05/2022	1338.9	1,248	1,042
11/05/2022	1331.6	1,121	975
10/05/2022	1310.1	1,658	887
09/05/2022	1361	702	948
06/05/2022	1398.5	747	976
05/05/2022	1385.3	1,013	835
04/05/2022	1409.6	709	833

日期	VN30F2112	交易量	持倉量
13/05/2022	1,282.6	126	148
12/05/2022	1,336.7	45	150
11/05/2022	1,326.1	71	146
10/05/2022	1,322.5	110	155
09/05/2022	1,384.0	47	159
06/05/2022	1,399.5	99	161
05/05/2022	1,384.4	31	148
04/05/2022	1,404.7	117	150

日期	VN30F2203	交易量	持倉量
13/05/2022	1287.7	88	103
12/05/2022	1337.6	42	83
11/05/2022	1332.7	206	90
10/05/2022	1306	146	97
09/05/2022	1360.2	59	63
06/05/2022	1386.5	38	50
05/05/2022	1400.1	8	49
04/05/2022	1408.9	25	44



VN30-INDEX 中的成分股

股碼	公司名稱	行業	比重	收盤價	資本化	PER	PBR	3個月平均交易量	外資持有	52週最高	52週最底
		單位	%	VND	Bil. VND	x	x	'000 cp	%	VND	VND
BID	越南投資與發展商業股份銀行	金融	0.6%	33,600	169,966	14.8	2.0	2,391	17%	49,950	30,055
KDH	Khang Dien 房屋貿易投資股份公司	房地產	1.5%	42,250	27,164	22.5	2.6	1,231	33%	57,500	31,818
CTG	越南工商股份銀行	金融	1.5%	25,000	120,144	9.8	1.2	6,606	26%	42,535	24,000
ACB	亞洲商業股份銀行	金融	5.6%	29,500	79,707	7.7	1.7	5,158	30%	38,200	28,320
PLX	越南油氣集團	能源	0.4%	38,600	49,045	19.8	1.9	2,288	17%	65,900	38,600
BVH	Bao Viet 集團	金融	0.3%	54,500	40,457	21.3	1.9	1,579	26%	70,000	47,000
FPT	FPT 發展投資工藝股份公司	科技	6.1%	95,600	86,762	18.6	4.5	2,449	49%	118,900	73,043
GAS	越南氣體總公司 - 股份公司	公用服務	0.8%	105,600	202,113	20.7	3.7	886	3%	128,400	79,800
POW	越南天然氣股份總公司	公用服務	0.6%	12,300	28,805	14.3	1.0	14,536	2%	20,800	9,980
HDB	胡志明市發展商業股份銀行	金融	2.6%	22,950	46,180	7.1	1.5	4,273	16%	33,950	22,400
HPG	Hoa Phat (和發) 集團股份公司	原材料	7.7%	38,250	171,089	5.1	1.7	20,386	22%	58,400	38,250
MBB	軍隊貿易股份銀行	金融	4.4%	25,650	96,914	7.1	1.5	14,984	23%	34,900	24,037
MSN	Masan 集團股份公司	必需消費品	4.8%	104,100	147,472	14.8	5.4	1,141	29%	145,833	84,583
MWG	世界移動通信投資股份公司	非必需消費品	5.7%	134,400	98,384	19.1	4.4	1,788	49%	162,800	90,000
NVL	Nova 房地產投資集團股份公司	房地產	4.2%	75,300	146,814	34.7	4.0	4,086	6%	94,351	71,452
PNJ	Phu Nhuan (富潤) 珠寶股份公司	非必需消費品	1.7%	101,100	24,503	18.6	3.1	1,176	52%	124,000	84,900
GVR	越南橡膠工業集團	原材料	0.3%	22,900	91,600	20.8	1.8	2,276	1%	43,300	22,900
PDR	Phat Dat 開發房地產股份公司	房地產	1.3%	57,000	38,284	20.5	5.2	4,153	2%	73,221	50,624
TPB	Tien Phong 股份商業銀行	金融	2.3%	31,600	49,983	9.6	1.8	4,957	30%	44,000	22,667
SAB	西貢啤酒 - 酒精 - 飲料股份公司	必需消費品	1.0%	164,900	105,747	27.6	4.9	184	63%	181,400	139,800
SSI	SSI 西貢證券股份公司	金融	1.5%	25,800	25,613	8.5	1.7	9,690	37%	57,700	22,460
STB	西貢商信銀行 (sacombank)	金融	3.2%	21,950	41,380	10.5	1.2	16,163	21%	36,700	21,950
TCB	越南技商股份銀行 (Techcombank)	金融	6.8%	36,300	127,446	6.6	1.3	7,611	22%	58,600	36,300
VCB	越南外商貿易股份銀行	金融	3.3%	77,000	364,404	15.9	3.1	1,287	24%	96,000	73,276
VHM	Vinhomes 股份公司	房地產	6.9%	68,900	300,016	7.8	2.3	4,383	23%	93,769	59,200
VIC	Vingroup 集團股份公司	房地產	8.0%	79,000	301,301	#N/A N/A	2.9	2,966	13%	117,333	72,700
VJC	Vietjet 越捷航空股份公司	工業	2.8%	124,800	67,593	345.3	4.0	834	17%	149,000	105,800
VNM	越南牛奶股份公司	必需消費品	4.6%	66,500	138,982	15.1	4.3	2,568	54%	93,600	66,500
VPB	Viet Nam Thinh Vuong (越南繁榮) 貿易股份銀行	金融	7.9%	31,100	138,254	8.0	1.6	18,213	18%	41,050	31,100
VRE	Vincom Retail 股份公司	房地產	1.9%	26,900	61,125	67.1	2.0	5,181	31%	37,000	25,100



We Create Fortune

元大證券（越南）公司

個人客戶分析部

Nguyễn Thế Minh
研究分析經理
+84 28 3622 6868 ext 3826
minh.nguyen@yuanta.com.vn

Lý Thị Hiền
研究分析主管
+84 28 3622 6868 ext 3908
hien.ly@yuanta.com.vn

Quách Đức Khánh
研究分析副主管
+84 28 3622 6868 ext 3833
khanh.quach@yuanta.com.vn

Khổng Hữu Hiệp
高級分析專員
+84 28 3622 6868 ext 3912
hiep.khong@yuanta.com.vn

Nguyễn Trịnh Ngọc Hồng
高級分析專員
+84 28 3622 6868 ext 3832
hong.nguyen@yuanta.com.vn

Phạm Tấn Phát
高級分析專員
+84 28 3622 6868 ext 3880
phat.pham@yuanta.com.vn

個人客戶業務部

Phạm Đắc Thành
北部分行經理
+84 28 3622 6868 ext 3416
thanh.pham@yuanta.com.vn

Võ Thị Thu Thủy
平陽分行經理
+84 28 3622 6868 ext 3505
thuy.vo@yuanta.com.vn

Lương Kỳ Ty
堤岸分行經理
+84 28 3622 6868 ext 3653
ty.luong@yuanta.com.vn

Bùi Quốc Phong
同奈分行經理
+84 28 3622 6868 ext 3701
phong.bui@yuanta.com.vn

Võ Đình Tuấn
峴港分行經理
+84 28 3622 6868 ext 3301
tuan.vo@yuanta.com.vn

Nguyễn Việt Quang
河內分行經理
+84 28 3622 6868 ext 3404
quang.nguyen@yuanta.com.vn

Đinh Thị Thu Cúc
頭頓分行經理
+84 28 3622 6868 ext 3203
cuc.dinh@yuanta.com.vn



Appendix A: Important Disclosures

Analyst Certification

Each research analyst primarily responsible for the content of this research report, in whole or in part, certifies that with respect to each security or issuer that the analyst covered in this report: (1) all of the views expressed accurately reflect his or her personal views about those securities or issuers; and (2) no part of his or her compensation was, is, or will be, directly or indirectly, related to the specific recommendations or views expressed by that research analyst in the research report.

Ratings Definitions

BUY: We have a positive outlook on the stock based on our expected absolute or relative return over the investment period. Our thesis is based on our analysis of the company's outlook, financial performance, catalysts, valuation and risk profile. We recommend investors add to their position.

HOLD-Outperform: In our view, the stock's fundamentals are relatively more attractive than peers at the current price. Our thesis is based on our analysis of the company's outlook, financial performance, catalysts, valuation and risk profile.

HOLD-Underperform: In our view, the stock's fundamentals are relatively less attractive than peers at the current price. Our thesis is based on our analysis of the company's outlook, financial performance, catalysts, valuation and risk profile.

SELL: We have a negative outlook on the stock based on our expected absolute or relative return over the investment period. Our thesis is based on our analysis of the company's outlook, financial performance, catalysts, valuation and risk profile. We recommend investors reduce their position.

Under Review: We actively follow the company, although our estimates, rating and target price are under review.

Restricted: The rating and target price have been suspended temporarily to comply with applicable regulations and/or Yuanta policies.

Note: Yuanta research coverage with a Target Price is based on an investment period of 12 months. Greater China Discovery Series coverage does not have a formal 12 months Target Price and the recommendation is based on an investment period specified by the analyst in the report.

Global Disclaimer

© 2020 Yuanta. All rights reserved. The information in this report has been compiled from sources we believe to be reliable, but we do not hold ourselves responsible for its completeness or accuracy. It is not an offer to sell or solicitation of an offer to buy any securities. All opinions and estimates included in this report constitute our judgment as of this date and are subject to change without notice.

This report provides general information only. Neither the information nor any opinion expressed herein constitutes an offer or invitation to make an offer to buy or sell securities or other investments. This material is prepared for general circulation to clients and is not intended to provide tailored investment advice and does not take into account the individual financial situation and objectives of any specific person who may receive this report. Investors should seek financial advice regarding the appropriateness of investing in any securities, investments or investment strategies discussed or recommended in this report. The information contained in this report has been compiled from sources believed to be reliable but no representation or warranty, express or implied, is made as to its accuracy, completeness or correctness. This report is not (and should not be construed as) a solicitation to act as securities broker or dealer in any jurisdiction by any person or company that is not legally permitted to carry on such business in that jurisdiction.

Yuanta research is distributed in the United States only to Major U.S. Institutional Investors (as defined in Rule 15a-6 under the Securities Exchange Act of 1934, as amended and SEC staff interpretations thereof). All transactions by a US person in the securities mentioned in this report must be effected through a registered broker-dealer under Section 15 of the Securities Exchange Act of 1934, as amended. Yuanta research is distributed in Taiwan by Yuanta Securities Investment Consulting. Yuanta research is distributed in Hong Kong by Yuanta Securities (Hong Kong) Co. Limited, which is licensed in Hong Kong by the Securities and Futures Commission for regulated activities, including Type 4 regulated activity (advising on securities). In Hong Kong, this research report may not be redistributed, retransmitted or disclosed, in whole or in part or any form or manner, without the express written consent of Yuanta Securities (Hong Kong) Co. Limited.