

當日市場：節前保持上漲勢頭


2022/05/04

市場走勢


市場指數	VNI	HNI	UPCOM
收盤	1,366.80	365.83	104.31
%日	1.17%	1.56%	1.58%
%週	-0.90%	1.87%	0.15%
%月	-8.74%	-20.69%	-11.13%
%年	10.28%	29.84%	29.29%
成交值(Bil.VND)			
當日	18,744	1,709	1,026
日均量/週	17,899	2,062	989
日均量/月	22,613	2,741	1,593
外資進出			
買進	3,776.82	21.72	15.59
賣出	3,680.97	1.64	14.71
買賣超	95.85	20.09	0.88
市場漲跌家數			
上漲	174	108	168
下跌	39	34	84
持平	39	71	209
市場指標			
P/E	14.96	17.81	20.27
總市值 (兆盾)	5,455	421	1,366
股息殖利率	3.88%	4.92%	4.48%

資料源: Bloomberg - YSVN

VNINDEX



HNIINDEX



市場走勢

指數在連續第四個交易日保持復甦，流動性比前一交易日略有增加。VN-Index 上漲 1.17%，收於 1366.8，HNX-Index 上漲 1.56%，Upcom-Index 上漲 1.58%。3 大市場的交易額達到 17 兆 9,250 億越南盾。

銀行股繼續分化，但則是該指數上漲的主要貢獻者，其中 ACB (+5.5%)、TCB (+4%)、BID (+1.5%) 大幅上漲。此外，VIC (+2.7%)、VRE (+3.5%)、MWG (+2.9%) 在 ATC 時段大幅上漲，同時也是國內 ETF 基金的重組時段。在跌幅方面，CTG (-1.6%)、GAS (-1.6%)、SAB (-1.8%) 是領跌的藍籌股，但略有下跌。

FLC (+6.3%)、ROS (+6.2%)、TSC (+6.4%)、HQC (+6.9) 等許多中小型股的需求繼續保持，幫助許多股票均復甦。

外資回歸買超超過 1,160 億越南盾。NLG (1,580 億)、VCB (1,500 億)、DGC (440 億) 在買超方面領先。相比之下，VHM (1,850 億)、GEX (420 億)、VIC (400 億) 被拋售最多的股票。

市場短期觀點

我們認為市場將在本週前幾個交易日繼續復甦，VN-Index 可能重新測試 1,370 點的阻力位。同時，若指數在未來 2 個交易日繼續復甦，市場可能進入短期調整的階段。積極點是短期現金流在各類股票出現分化的跡象，尤其是現金流出現流入大型股和小型股的跡象。此外，短期情緒指標持續大幅上漲，顯示投資者的悲觀情緒有所減輕，並走出了過度悲觀的時期，尤其是短期機會逐漸增加。

大盤短期走勢仍為下跌。因此，在謹慎的觀點上，我們建議短期投資者可以繼續觀察市場。同時，如果投資者接受高風險，投資者可以考慮買進已達到高增長率的短期買進點的股票（即股票評級在 80 點以上）。

從周線圖來看，大盤在下個交易周可能會復甦，中期走勢仍為下跌。因此，我們建議中期投資者可以繼續逐步降低投資組合 35-40% 持股比例。

請在 <https://ysradar.yuanta.com.vn/> 查看有關股票的信號。

We Create Fortune

技術分析圖



指數技術分析圖 VN-Index



指數技術分析圖 HNX-Index

指數	短期趨勢	中期趨勢	阻力區 1	阻力區 2	支撐區 1	支撐區 2
VN-Index	下跌	下跌	1500	1530	1310	1200
HNX-Index	下跌	下跌	470	500	300	180
VN30	下跌	下跌	1550	1570	1445	960
VNMidcaps	下跌	下跌	1,730	1800	1650	963
VNSmallcaps	下跌	下跌	1430	1450	1400	804

We Create Fortune

胡志明市交易所 (HSX)

	收盤	漲跌%
VNI	1366.8	1.17%
VN30	1417.31	1.17%
VN Mid	1909.15	2.08%
VN Small	1864.75	2.85%

河內交易所 (HSX)

	收盤	漲跌%
HNI	365.83	1.56%
HN30	648.26	1.97%
VNX AllSh	1405.42	1.58%

UPCOM 市場 (UPCoM)

	收盤	漲跌%
UPCoM	104.31	1.58%

外資交易	成交值 (BiL.VND)
買進	3776.82
賣出	3680.97
買超/賣超	95.85

外資交易	成交值 (BiL.VND)
買進	21.72
賣出	1.64
買超/賣超	20.09

外資交易	成交值 (BiL.VND)
買進	15.59
賣出	14.71
買超/賣超	0.88

上漲排名/ 股碼	漲跌(VND)	漲跌%
OGC	1050	7.00%
HAH	5200	6.98%
ANV	3000	6.98%
PHC	750	6.98%
DAG	590	6.97%

上漲排名/ 股碼	漲跌(VND)	漲跌%
VGS	2300	9.87%
NDN	1100	7.86%
NTP	3400	6.75%
IDV	3400	5.92%
TNG	1900	5.85%

上漲排名/ 股碼	漲跌(VND)	漲跌%
PVX	584	13.58%
HVG	314	8.26%
FIC	2543	7.87%
VGI	2367	7.44%
VEF	12880	6.58%

下跌排名/ 股碼	漲跌(VND)	漲跌%
CTD	-2500	-4.31%
SAB	-2900	-1.76%
CTG	-450	-1.60%
GAS	-1700	-1.58%
SSB	-500	-1.34%

下跌排名/ 股碼	漲跌(VND)	漲跌%
SDA	-800	-3.33%
BNA	-1200	-2.81%
CSC	-1500	-1.75%
TVC	-100	-0.76%
KSF	-800	-0.72%

下跌排名/ 股碼	漲跌(VND)	漲跌%
DRI	-113	-0.78%
GHC	-135	-0.45%
VNA	-123	-0.26%
SSH	-101	-0.10%
AFX	41	0.24%

*備註: 市值>5,000 億盾; 成交值>15 億盾

市值排名/ 股碼	BiL.VND
VCB	382,861
VIC	305,115
VHM	283,034
GAS	202,879
MSN	164,330

市值排名/ 股碼	BiL.VND
KSF	32,970
VCS	16,352
CEO	10,602
DTK	9,217
SCG	7,489

市值排名/ 股碼	BiL.VND
VGI	103,998
SSH	37,462
MVN	36,204
VEF	34,750
GE2	32,158

交易量排名/ 股碼	成交值	30 日均
VCB	28,854,200	1,216,059
FLC	18,600,200	21,250,718
TDH	17,685,200	654,809
GEX	14,174,500	18,049,432
VPB	13,253,000	23,239,095

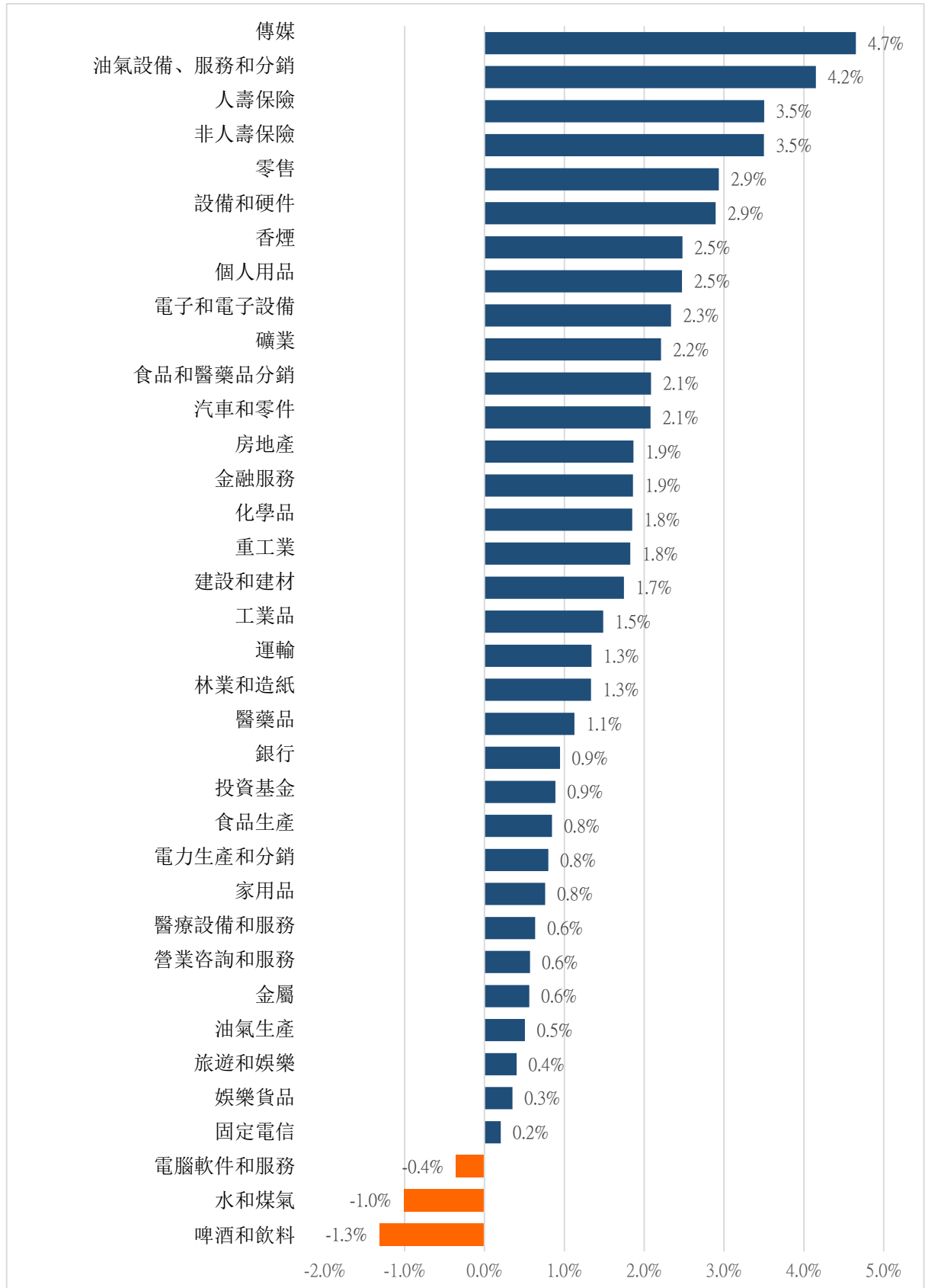
交易量排名/ 股碼	成交值	30 日均
CEO	5,697,485	4,312,994
TNG	3,121,694	3,932,318
TVC	2,024,518	2,123,935
IDJ	1,871,514	1,692,431
ACM	1,761,500	442,635

交易量排 名/股碼	成交值	30 日均
VGT	5,199,682	3,697,627
AFX	3,919,400	127,602
HVG	3,255,847	722,226
VGI	2,888,221	1,662,302
DCS	2,745,710	622,182

資料源: Bloomberg & Yuanta Research

We Create Fortune

各行業板塊的交易走勢

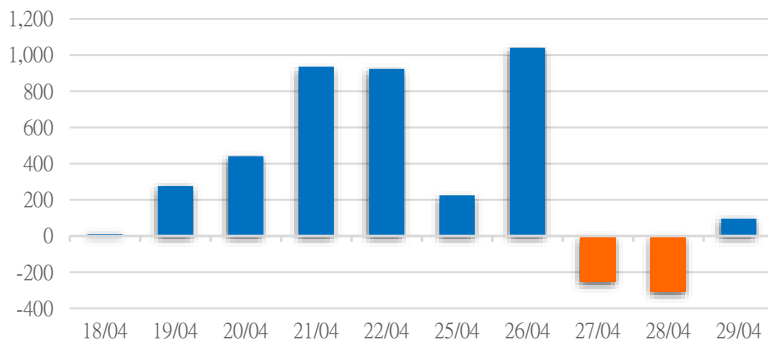


資料源:: FiinPro - YSVN

We Create Fortune

外資買進賣統計

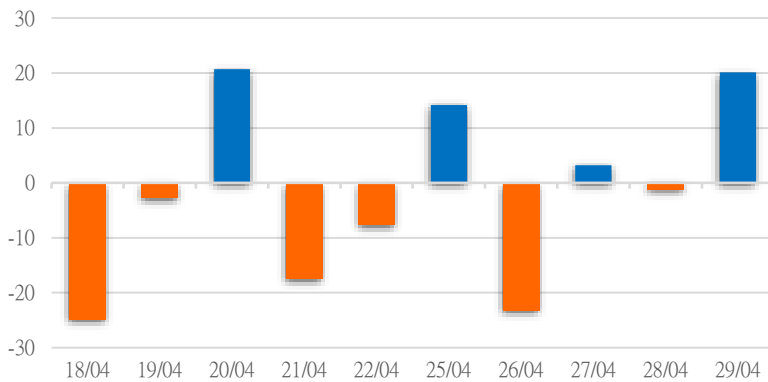
HSX 外資每日買/賣超



證券代碼	買超金額 (Mil.VND)	證券代碼	賣超金額 (Mil.VND)
VCB	150,062	VHM	184,603
FUEVFNVD	15,442	GEX	42,219
FUESSVFL	11,396	VIC	40,244
PLX	8,662	GAS	28,188
E1VFN30	7,408	DGW	24,222

HSX 外資買/賣超的前 5 名

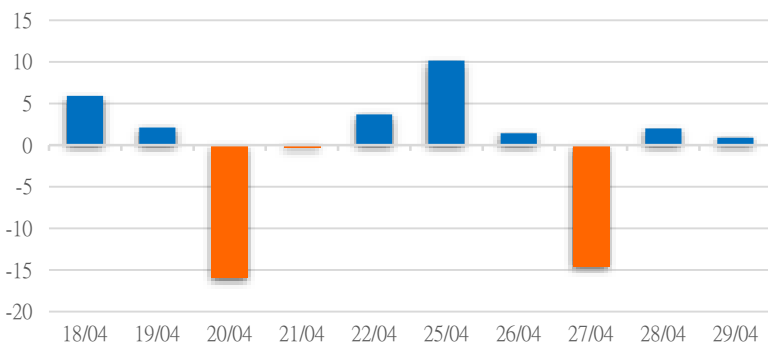
HNX 外資每日買/賣超



證券代碼	買超金額 (Mil.VND)	證券代碼	賣超金額 (Mil.VND)
IDV	1,525	VTV	105
TNG	887	TOT	25
TA9	824	KVC	12
TVD	757	NTP	10
EID	589	SVN	8

HNX 外資買/賣超的前 5 名

UPCOM 外資每日買/賣超



證券代碼	買超金額 (Mil.VND)	證券代碼	賣超金額 (Mil.VND)
MPC	2,115	GHC	956
HPP	1,043	STT	100
SIP	684	TRS	95
HPD	94	HEC	60
LTG	81	CLX	51

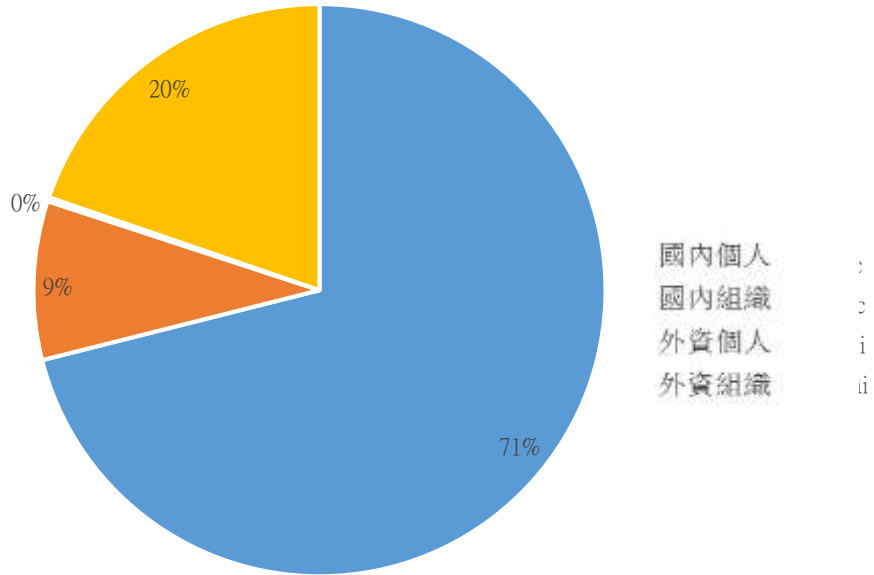
UPCOM 外資買/賣超的前 5 名

源: FiinPro - YSVN



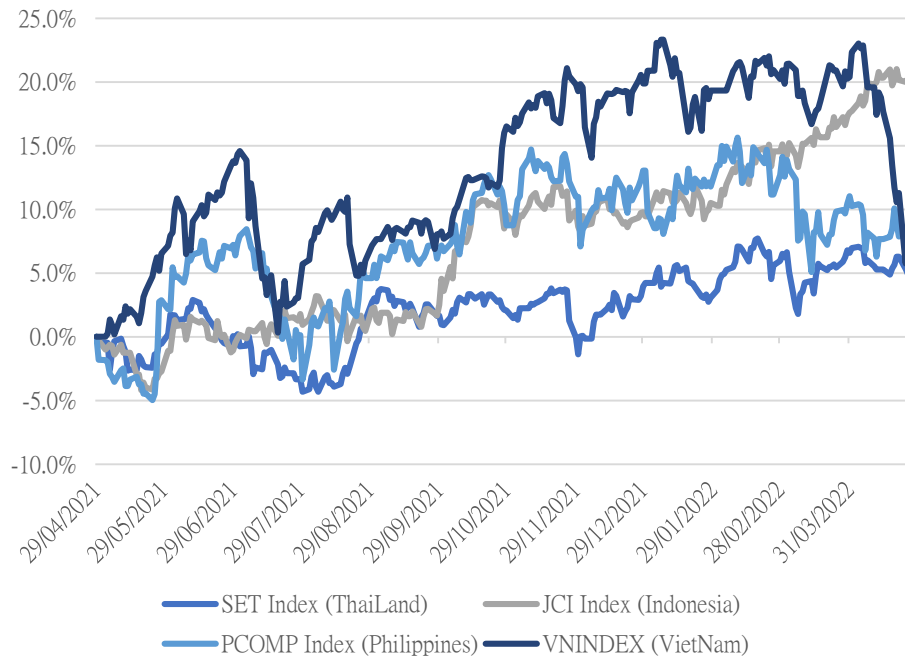
We Create **Fortune**

越南證券市場投資人類別統計



資料源: FiinPro - YSVN

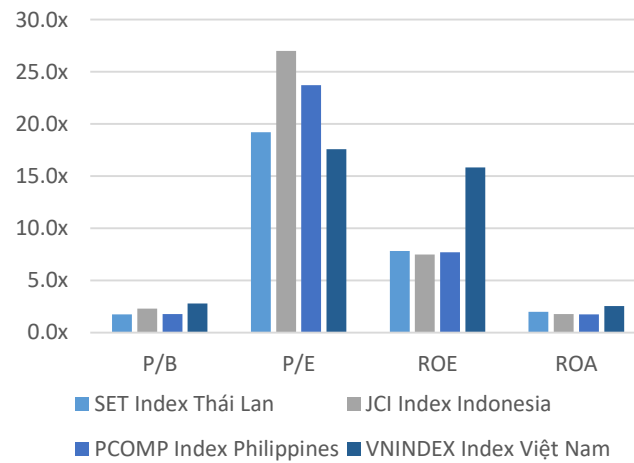
東南亞主要市場走勢比較



東南亞主要市場數據

		Thailand	Indonesia	Philippines	Vietnam
P/B		1.7x	2.3x	1.7x	2.4x
P/E		18.3x	20.80	20.2x	15.2x
ROE	%	9.61	10.40	8.70	15.80
ROA	%	2.47	2.63	1.98	2.58
Vốn hóa	Tỷ USD	576.76	657.94	183.64	233.22
GTGD	Triệu USD	2.08	1.24	0.08	0.53
LS cổ tức	%	2.66	2.05	1.82	1.22

源: Bloomberg & YSVN





We Create Fortune

元大證券（越南）公司

個人客戶分析部

Nguyễn Thế Minh

研究分析經理

+84 28 3622 6868 ext 3826

minh.nguyen@yuanta.com.vn

Lý Thị Hiền

研究分析主管

+84 28 3622 6868 ext 3908

hien.ly@yuanta.com.vn

Quách Đức Khánh

研究分析副主管

+84 28 3622 6868 ext 3833

khanh.quach@yuanta.com.vn

Khổng Hữu Hiệp

高級分析專員

+84 28 3622 6868 ext 3912

hiep.khong@yuanta.com.vn

Nguyễn Trịnh Ngọc Hồng

高級分析專員

+84 28 3622 6868 ext 3832

hong.nguyen@yuanta.com.vn

Phạm Tấn Phát

高級分析專員

+84 28 3622 6868 ext 3880

phat.pham@yuanta.com.vn

個人客戶業務部

Phạm Đắc Thành

北部分行經理

+84 28 3622 6868 ext 3416

thanh.pham@yuanta.com.vn

Võ Thị Thu Thủy

平陽分行經理

+84 28 3622 6868 ext 3505

thuy.vo@yuanta.com.vn

Lương Kỳ Ty

堤岸分行經理

+84 28 3622 6868 ext 3653

ty.luong@yuanta.com.vn

Bùi Quốc Phong

同奈分行經理

+84 28 3622 6868 ext 3701

phong.bui@yuanta.com.vn

Võ Đình Tuấn

峴港分行經理

+84 28 3622 6868 ext 3301

tuan.vo@yuanta.com.vn

Nguyễn Việt Quang

河內分行經理

+84 28 3622 6868 ext 3404

quang.nguyen@yuanta.com.vn

Đinh Thị Thu Cúc

頭頓分行經理

+84 28 3622 6868 ext 3203

cuc.dinh@yuanta.com.vn

Appendix A: Important Disclosures

Analyst Certification

Each research analyst primarily responsible for the content of this research report, in whole or in part, certifies that with respect to each security or issuer that the analyst covered in this report: (1) all of the views expressed accurately reflect his or her personal views about those securities or issuers; and (2) no part of his or her compensation was, is, or will be, directly or indirectly, related to the specific recommendations or views expressed by that research analyst in the research report.

Ratings Definitions

BUY: We have a positive outlook on the stock based on our expected absolute or relative return over the investment period. Our thesis is based on our analysis of the company's outlook, financial performance, catalysts, valuation and risk profile. We recommend investors add to their position.

HOLD-Outperform: In our view, the stock's fundamentals are relatively more attractive than peers at the current price. Our thesis is based on our analysis of the company's outlook, financial performance, catalysts, valuation and risk profile.

HOLD-Underperform: In our view, the stock's fundamentals are relatively less attractive than peers at the current price. Our thesis is based on our analysis of the company's outlook, financial performance, catalysts, valuation and risk profile.

SELL: We have a negative outlook on the stock based on our expected absolute or relative return over the investment period. Our thesis is based on our analysis of the company's outlook, financial performance, catalysts, valuation and risk profile. We recommend investors reduce their position.

Under Review: We actively follow the company, although our estimates, rating and target price are under review.

Restricted: The rating and target price have been suspended temporarily to comply with applicable regulations and/or Yuanta policies.

Note: Yuanta research coverage with a Target Price is based on an investment period of 12 months. Greater China Discovery Series coverage does not have a formal 12 month Target Price and the recommendation is based on an investment period specified by the analyst in the report.

Global Disclaimer

© 2018 Yuanta. All rights reserved. The information in this report has been compiled from sources we believe to be reliable, but we do not hold ourselves responsible for its completeness or accuracy. It is not an offer to sell or solicitation of an offer to buy any securities. All opinions and estimates included in this report constitute our judgment as of this date and are subject to change without notice.

This report provides general information only. Neither the information nor any opinion expressed herein constitutes an offer or invitation to make an offer to buy or sell securities or other investments. This material is prepared for general circulation to clients and is not intended to provide tailored investment advice and does not take into account the individual financial situation and objectives of any specific person who may receive this report. Investors should seek financial advice regarding the appropriateness of investing in any securities, investments or investment strategies discussed or recommended in this report. The information contained in this report has been compiled from sources believed to be reliable but no representation or warranty, express or implied, is made as to its accuracy, completeness or correctness. This report is not (and should not be construed as) a solicitation to act as securities broker or dealer in any jurisdiction by any person or company that is not legally permitted to carry on such business in that jurisdiction.

Yuanta research is distributed in the United States only to Major U.S. Institutional Investors (as defined in Rule 15a-6 under the Securities Exchange Act of 1934, as amended and SEC staff interpretations thereof). All transactions by a US person in the securities mentioned in this report must be effected through a registered broker-dealer under Section 15 of the Securities Exchange Act of 1934, as amended. Yuanta research is distributed in Taiwan by Yuanta Securities Investment Consulting. Yuanta research is distributed in Hong Kong by Yuanta Securities (Hong Kong) Co. Limited, which is licensed in Hong Kong by the Securities and Futures Commission for regulated activities, including Type 4 regulated activity (advising on securities). In Hong Kong, this research report may not be redistributed, retransmitted or disclosed, in whole or in part or and any form or manner, without the express written