

當日市場：市場下跌但強烈分化

2022/05/05

市場走勢

市場指數	VNI	HNI	UPCOM
收盤	1,348.68	360.97	104.02
%日	-1.33%	-1.33%	-0.28%
%週	-0.38%	1.09%	2.61%
%月	-11.54%	-21.30%	-11.60%
%年	8.57%	29.98%	30.25%
<b>成交值(Bil.VND)</b>			
當日	14,439	1,632	769
日均量/週	15,491	1,709	921
日均量/月	21,701	2,471	1,370
<b>外資進出</b>			
買進	632.92	34.35	4.24
賣出	937.66	7.93	15.73
買賣超	-304.74	26.42	-11.49
<b>市場漲跌家數</b>			
上漲	127	91	172
下跌	243	135	161
持平	55	128	570
<b>市場指標</b>			
P/E	14.96	17.81	20.27
總市值 (兆盾)	5,455	421	1,366
股息殖利率	3.88%	4.92%	4.48%

資料源: Bloomberg - YSVN

VNINDEX



HNIINDEX



市場走勢

美聯儲政策會議前市場處於謹慎的走勢。VN-Index 收跌 1.33%，止於 1348.68 點，HNX-Index 同步下跌 1.33%，Upcom-Index 小幅下跌。3 大市場的交易額達到 15 兆 7,690 億越南盾。

強烈拋售回歸大型股，導致 VN30-Index 下跌 1.96%。HPG、MBB、STB、TCB、TPB、VRE 下跌超過 3%。相反，POW (+6.8%)、GAS (+1.9%)、BVH (+1.4%)、PLX (+1.4%) 在當日上漲。

油氣 (PVD、PVS、GAS、PLX) 在世界油價復甦時則在大市上復甦。運輸海港 (HAH、VSC、GMD) 也同步大幅上漲。相比之下，鋼鐵和化肥的股票在當日被強烈拋售。

中小型股強烈分化，如 VCG、BCG、FCN、HBC、LCG 上漲，DIG、ITA、HAG、ROS、TSC 下跌。

外資逆轉賣超超過 2,890 億越南盾。KDH (470 億)、DGC (300 億)、VHC (220 億) 被拋售最多的股票。相比之下，NLG (460 億)、HPG (320 億)、PVS (290 億) 在買超方面領先。

市場短期觀點

我們認為，VN-Index 在下個交易日可能繼續在 1,350 點附近震盪，成交量仍處於低位。同時，如果指數在未來兩個交易日窄幅波動較小，市場可能長期窄幅波動，各類股票之間的現金流將出現分化。不利點是高價需求仍然走弱，顯示市場不會有大幅上漲勢頭，橫盤整理的情況可能會發生。但短期情緒指標大幅上漲，顯示獲利機會逐漸增加，短期投資者的悲觀情緒有所減弱。

大盤短期走勢仍為下跌。因此，我們建議短期投資者可以繼續觀察市場。同時，如果投資者接受高風險，投資者可以考慮在已確定買進點及增長點高的股票中，以較低的比例進行支付。

請在 <https://ysradar.yuanta.com.vn/> 查看有關股票的信號。

We Create Fortune

技術分析圖



指數技術分析圖 VN-Index



指數技術分析圖 HNX-Index

指數	短期趨勢	中期趨勢	阻力區 1	阻力區 2	支撐區 1	支撐區 2
VN-Index	下跌	下跌	1500	1530	1310	1200
HNX-Index	下跌	下跌	470	500	300	180
VN30	下跌	下跌	1550	1570	1445	960
VNMidcaps	下跌	下跌	1,730	1800	1650	963
VNSmallcaps	下跌	下跌	1430	1450	1400	804

We Create Fortune

胡志明市交易所 (HSX)

	收盤	漲跌%
VNI	1348.68	-1.33%
VN30	1389.59	-1.96%
VN Mid	1872.42	-1.92%
VN Small	1854.31	-0.56%

河內交易所 (HSX)

	收盤	漲跌%
HNI	360.97	-1.33%
HN30	636.3	-1.84%
VNX AllSh	1379.9	-1.82%

UPCOM 市場 (UPCoM)

	收盤	漲跌%
UPCoM	104.02	-0.28%

外資交易	成交值 (BiL.VND)
買進	632.92
賣出	937.66
買超/賣超	-304.74

外資交易	成交值 (BiL.VND)
Mua	34.35
Bán	7.93
GT ròng	26.42

外資交易	成交值 (BiL.VND)
Mua	4.24
Bán	15.73
GT ròng	-11.49

上漲排名/股碼	漲跌(VND)	漲跌%
VCG	2050	7.00%
SGT	1950	6.96%
TMT	1350	6.92%
VSC	3350	6.89%
MIG	1900	6.88%

上漲排名/股碼	漲跌(VND)	漲跌%
BCC	1600	9.76%
BTS	1000	9.26%
SDA	2100	9.05%
NBC	1100	7.33%
PLC	2200	6.47%

上漲排名/股碼	漲跌(VND)	漲跌%
VFC	1950	7.71%
APF	4657	7.67%
BDG	3749	6.96%
DDV	1105	4.59%
VNA	2039	4.29%

下跌排名/股碼	漲跌(VND)	漲跌%
MSH	-6400	-6.99%
DCM	-2700	-6.99%
DPM	-4700	-6.97%
BFC	-2350	-6.93%
FLC	-610	-6.92%

下跌排名/股碼	漲跌(VND)	漲跌%
L14	-20300	-10.00%
KLF	-500	-9.80%
ART	-700	-9.59%
API	-4900	-9.07%
TVC	-1100	-8.46%

下跌排名/股碼	漲跌(VND)	漲跌%
TID	-2134	-5.14%
CSI	-2589	-4.12%
MSR	-720	-2.68%
BOT	-309	-2.55%
GHC	-695	-2.32%

\*備註: 市值>5,000 億盾; 成交值>15 億盾

市值排名/股碼	BiL.VND
VCB	382,861
VIC	305,115
VHM	283,034
GAS	202,879
HPG	193,678

市值排名/股碼	BiL.VND
THD	41,230
KSF	32,970
NVB	21,604
IDC	16,620
VCS	16,352

市值排名/股碼	BiL.VND
ACV	191,509
MCH	78,013
BSR	67,002
VEA	61,195
SSH	37,462

交易量排名/股碼	成交值	30 日均
ROS	27,128,500	16,728,926
POW	20,794,300	12,252,605
HPG	16,730,300	17,337,416
HSG	16,118,100	6,711,537
HQC	14,152,400	16,194,221

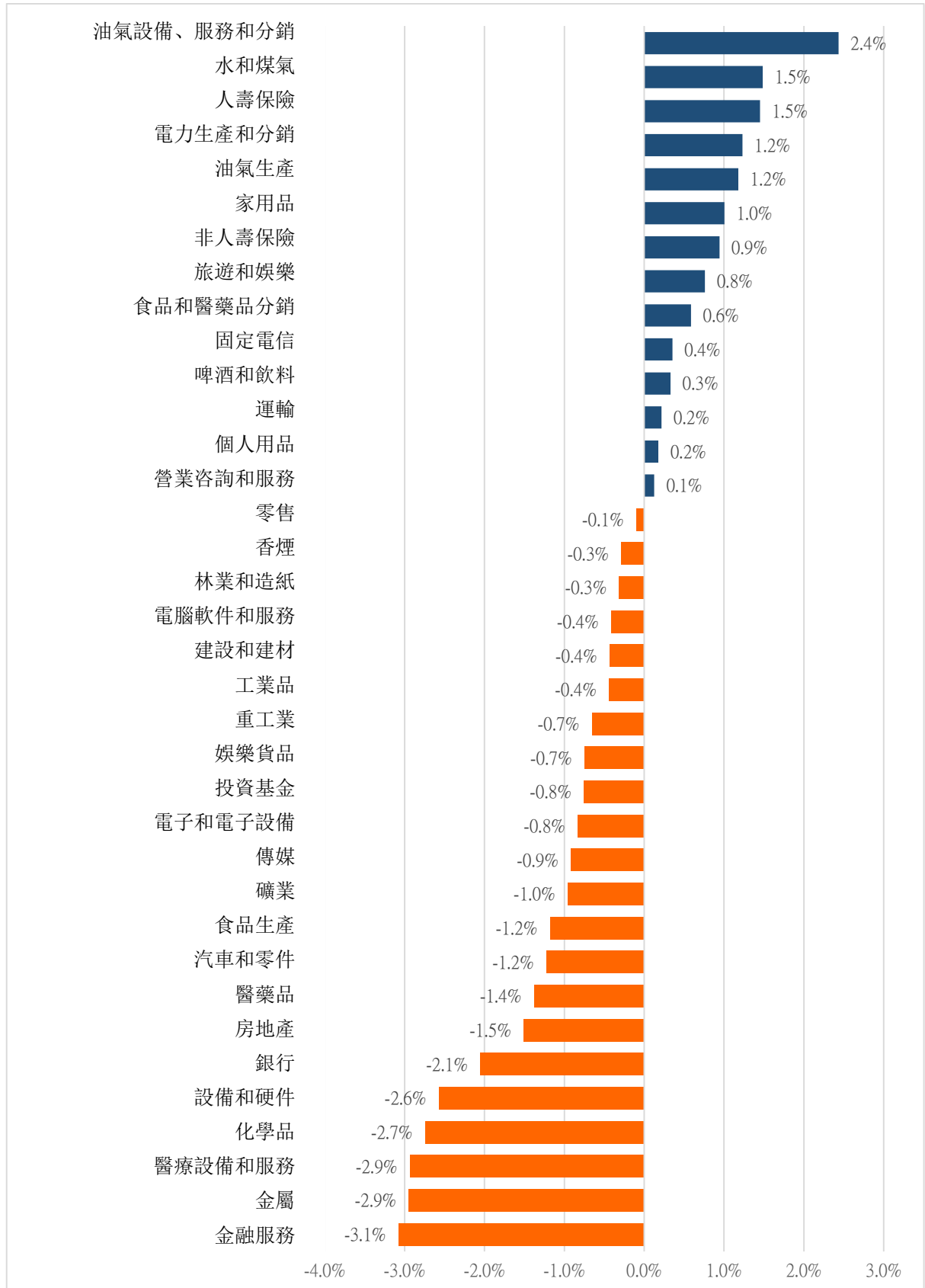
交易量排名/股碼	成交值	30 日均
PVS	12,065,526	8,929,762
KLF	7,922,432	6,198,336
HUT	4,000,618	3,938,440
ART	3,428,023	2,932,239
CEO	3,349,960	4,225,768

交易量排名/股碼	成交值	30 日均
BSR	4,912,114	6,204,987
C4G	4,021,191	3,613,538
VHG	2,683,010	4,731,984
VGT	2,141,100	3,292,283
VFC	2,086,981	3,881

資料源: Bloomberg & Yuanta Research

We Create Fortune

### 各行業板塊的交易走勢

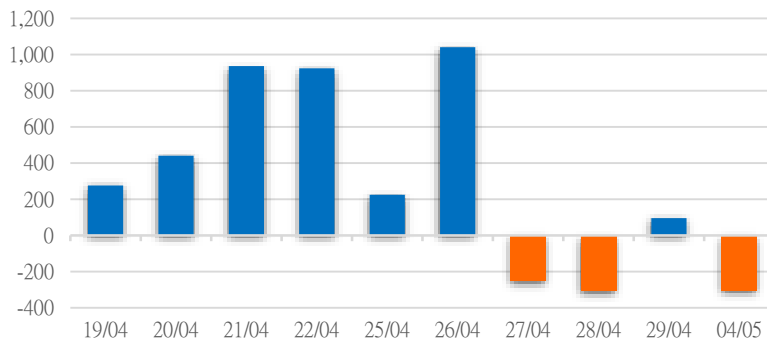


資料源: FinPro - YSVN

We Create Fortune

## 外資買進賣統計

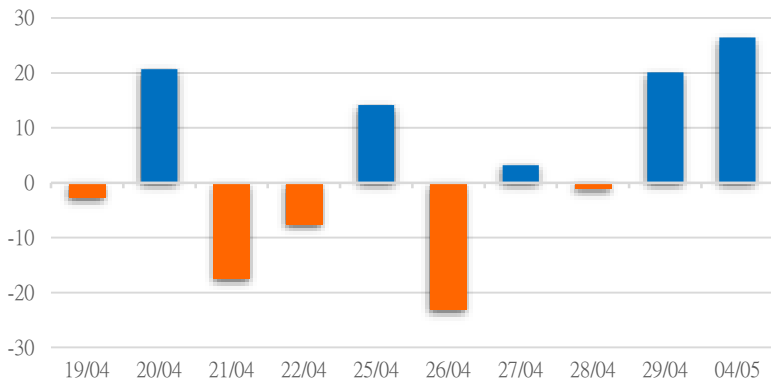
HSX 外資每日買/賣超



證券代碼	買超金額 (Mil.VND)	證券代碼	賣超金額 (Mil.VND)
NLG	45,607	KDH	47,033
HPG	31,985	DGC	29,848
BCG	20,755	VHC	22,171
BID	12,497	DIG	20,355
OCB	7,576	DGW	19,015

HSX 外資買/賣超的前 5 名

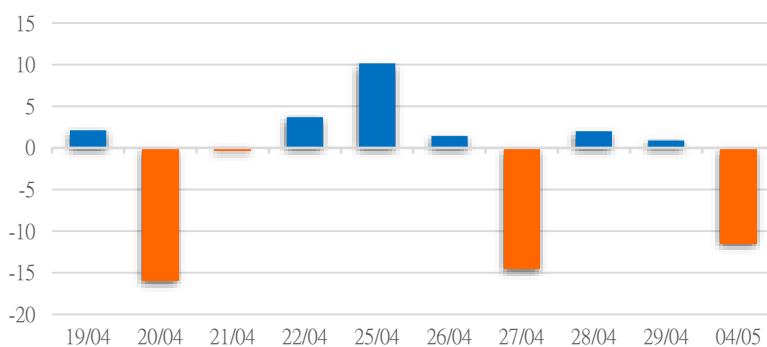
HNX 外資每日買/賣超



證券代碼	買超金額 (Mil.VND)	證券代碼	賣超金額 (Mil.VND)
PVS	29,096	PLC	1,133
TA9	1,293	TVD	955
PSW	477	PVI	724
VKC	384	CLH	448
PVG	246	PSD	412

HNX 外資買/賣超的前 5 名

UPCOM 外資每日買/賣超



證券代碼	買超金額 (Mil.VND)	證券代碼	賣超金額 (Mil.VND)
LTG	1,041	BSR	4,801
SIP	329	QTP	3,851
TUG	99	BDG	1,095
NBT	57	GHC	470
VEA	36	BDT	462

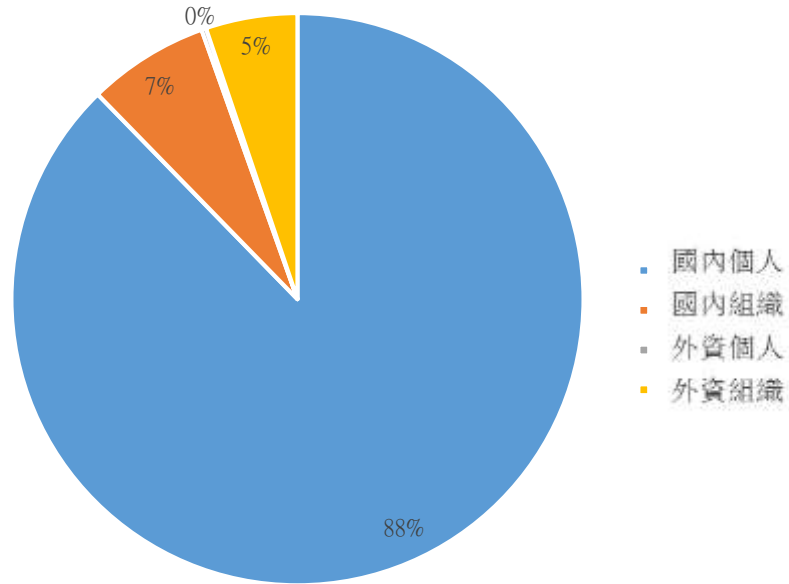
UPCOM 外資買/賣超的前 5 名

源: FiinPro - YSVN



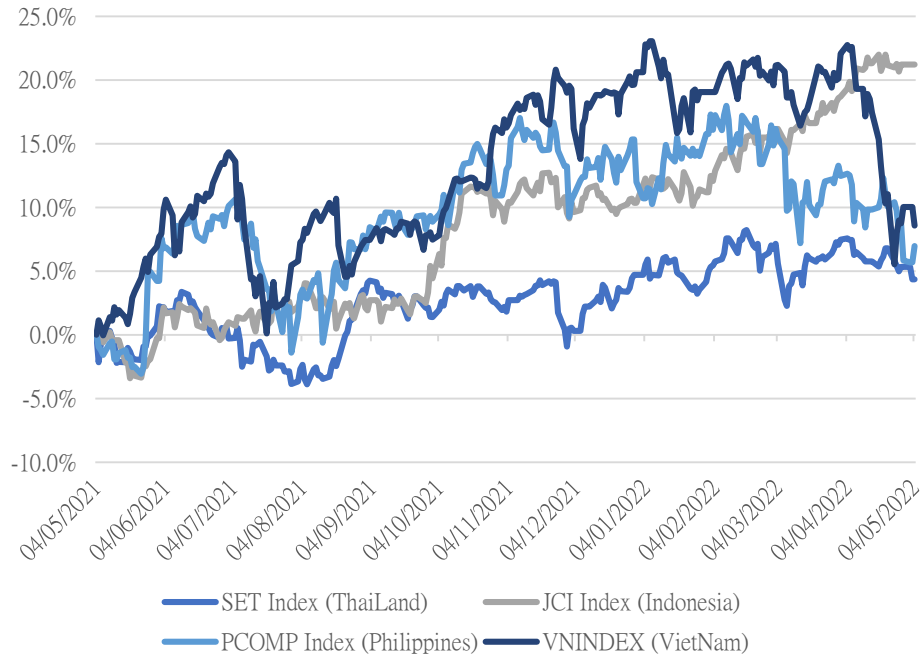
We Create **Fortune**

### 越南證券市場投資人類別統計



資料源: FiinPro - YSVN

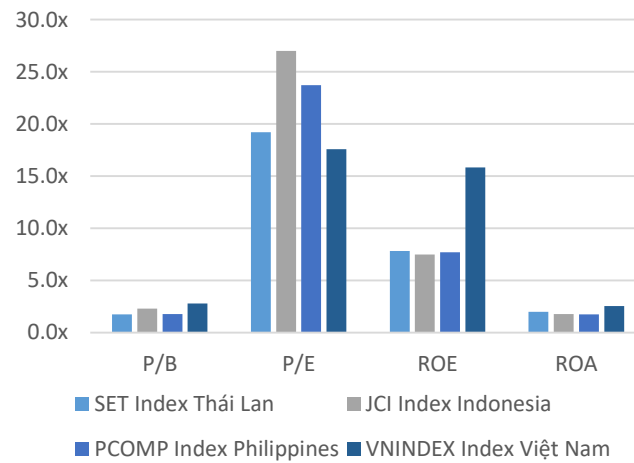
### 東南亞主要市場走勢比較



東南亞主要市場數據

		Thailand	Indonesia	Philippines	Vietnam
P/B		1.7x	2.3x	1.7x	2.4x
P/E		18.3x	20.80	20.2x	15.2x
ROE	%	9.61	10.40	8.70	15.80
ROA	%	2.47	2.63	1.98	2.58
Vốn hóa	Tỷ USD	576.76	657.94	183.64	233.22
GTGD	Triệu USD	2.08	1.24	0.08	0.53
LS cổ tức	%	2.66	2.05	1.82	1.22

源: Bloomberg & YSVN





We Create Fortune

## 元大證券（越南）公司

### 個人客戶分析部

**Nguyễn Thế Minh**  
研究分析經理  
+84 28 3622 6868 ext 3826  
minh.nguyen@yuanta.com.vn

**Lý Thị Hiền**  
研究分析主管  
+84 28 3622 6868 ext 3908  
hien.ly@yuanta.com.vn

**Quách Đức Khánh**  
研究分析副主管  
+84 28 3622 6868 ext 3833  
khanh.quach@yuanta.com.vn

**Khổng Hữu Hiệp**  
高級分析專員  
+84 28 3622 6868 ext 3912  
hiep.khong@yuanta.com.vn

**Nguyễn Trịnh Ngọc Hồng**  
高級分析專員  
+84 28 3622 6868 ext 3832  
hong.nguyen@yuanta.com.vn

**Phạm Tấn Phát**  
高級分析專員  
+84 28 3622 6868 ext 3880  
phat.pham@yuanta.com.vn

### 個人客戶業務部

**Phạm Đắc Thành**  
北部分行經理  
+84 28 3622 6868 ext 3416  
thanh.pham@yuanta.com.vn

**Võ Thị Thu Thủy**  
平陽分行經理  
+84 28 3622 6868 ext 3505  
thuy.vo@yuanta.com.vn

**Lương Kỳ Ty**  
堤岸分行經理  
+84 28 3622 6868 ext 3653  
ty.luong@yuanta.com.vn

**Bùi Quốc Phong**  
同奈分行經理  
+84 28 3622 6868 ext 3701  
phong.bui@yuanta.com.vn

**Võ Đình Tuấn**  
峴港分行經理  
+84 28 3622 6868 ext 3301  
tuan.vo@yuanta.com.vn

**Nguyễn Việt Quang**  
河內分行經理  
+84 28 3622 6868 ext 3404  
quang.nguyen@yuanta.com.vn

**Đinh Thị Thu Cúc**  
頭頓分行經理  
+84 28 3622 6868 ext 3203  
cuc.dinh@yuanta.com.vn



## Appendix A: Important Disclosures

### Analyst Certification

Each research analyst primarily responsible for the content of this research report, in whole or in part, certifies that with respect to each security or issuer that the analyst covered in this report: (1) all of the views expressed accurately reflect his or her personal views about those securities or issuers; and (2) no part of his or her compensation was, is, or will be, directly or indirectly, related to the specific recommendations or views expressed by that research analyst in the research report.

### Ratings Definitions

**BUY:** We have a positive outlook on the stock based on our expected absolute or relative return over the investment period. Our thesis is based on our analysis of the company's outlook, financial performance, catalysts, valuation and risk profile. We recommend investors add to their position.

**HOLD-Outperform:** In our view, the stock's fundamentals are relatively more attractive than peers at the current price. Our thesis is based on our analysis of the company's outlook, financial performance, catalysts, valuation and risk profile.

**HOLD-Underperform:** In our view, the stock's fundamentals are relatively less attractive than peers at the current price. Our thesis is based on our analysis of the company's outlook, financial performance, catalysts, valuation and risk profile.

**SELL:** We have a negative outlook on the stock based on our expected absolute or relative return over the investment period. Our thesis is based on our analysis of the company's outlook, financial performance, catalysts, valuation and risk profile. We recommend investors reduce their position.

**Under Review:** We actively follow the company, although our estimates, rating and target price are under review.

**Restricted:** The rating and target price have been suspended temporarily to comply with applicable regulations and/or Yuanta policies.

Note: Yuanta research coverage with a Target Price is based on an investment period of 12 months. Greater China Discovery Series coverage does not have a formal 12 month Target Price and the recommendation is based on an investment period specified by the analyst in the report.

### Global Disclaimer

© 2018 Yuanta. All rights reserved. The information in this report has been compiled from sources we believe to be reliable, but we do not hold ourselves responsible for its completeness or accuracy. It is not an offer to sell or solicitation of an offer to buy any securities. All opinions and estimates included in this report constitute our judgment as of this date and are subject to change without notice.

This report provides general information only. Neither the information nor any opinion expressed herein constitutes an offer or invitation to make an offer to buy or sell securities or other investments. This material is prepared for general circulation to clients and is not intended to provide tailored investment advice and does not take into account the individual financial situation and objectives of any specific person who may receive this report. Investors should seek financial advice regarding the appropriateness of investing in any securities, investments or investment strategies discussed or recommended in this report. The information contained in this report has been compiled from sources believed to be reliable but no representation or warranty, express or implied, is made as to its accuracy, completeness or correctness. This report is not (and should not be construed as) a solicitation to act as securities broker or dealer in any jurisdiction by any person or company that is not legally permitted to carry on such business in that jurisdiction.

Yuanta research is distributed in the United States only to Major U.S. Institutional Investors (as defined in Rule 15a-6 under the Securities Exchange Act of 1934, as amended and SEC staff interpretations thereof). All transactions by a US person in the securities mentioned in this report must be effected through a registered broker-dealer under Section 15 of the Securities Exchange Act of 1934, as amended. Yuanta research is distributed in Taiwan by Yuanta Securities Investment Consulting. Yuanta research is distributed in Hong Kong by Yuanta Securities (Hong Kong) Co. Limited, which is licensed in Hong Kong by the Securities and Futures Commission for regulated activities, including Type 4 regulated activity (advising on securities). In Hong Kong, this research report may not be redistributed, retransmitted or disclosed, in whole or in part or and any form or manner, without the express written