

當日市場：VN-Index 在收盤時逆轉上漲

2022/05/06

市場走勢


市場指數	VNI	HNI	UPCOM
收盤	1,360.68	358.75	103.82
%日	0.89%	-0.62%	-0.19%
%週	0.72%	-0.40%	1.10%
%月	-10.48%	-21.34%	-11.79%
%年	8.30%	27.70%	28.71%
成交值(Bil.VND)			
當日	15,340	1,723	737
日均量/週	16,174	1,688	844
日均量/月	21,132	2,414	1,314
外資進出			
買進	1,566.10	7.21	10.61
賣出	1,261.45	15.46	6.07
買賣超	304.65	-8.25	4.54
市場漲跌家數			
上漲	130	82	149
下跌	230	129	171
持平	65	143	583
市場指標			
P/E	14.51	17.38	19.63
總市值 (兆盾)	5,383	417	1,365
股息殖利率	10.30%	4.90%	5.93%

資料源: Bloomberg - YSVN

VNINDEX



HNIINDEX



市場走勢

指數 HOSE 上在早盤下跌，但在收盤時逆轉大幅上漲。VN-Index 收漲 0.89%，止於 1360.68 點，HNX-Index 反轉下跌 0.62%，Upcom-Index 小幅下跌。3 大市場的交易額為 16 兆 6,900 億盾。

大型股在午盤後錄得積極的需求，尤其是食品飲料、銀行和 Vingroup，如 SAB、MSN、CTG、VHM 均上漲超過 3%，而 TPB 漲停。相比之下，VPB、PLX、SSI 在當日比大盤走弱。

強勁拋售回歸大型股，導致 VN30-Index 下跌 1.96%。HPG、MBB、STB、TCB、TPB、VRE 均下跌超過 3%。相反，POW (+6.8%)、GAS (+1.9%)、BVH (+1.4%)、PLX (+1.4%) 在當日上漲。鋼鐵股 (HSG、SMC、NKG)、海鮮 (CMX、VHC、IDI)、證券 (SSI、HCM、VND) 在當日被強勁拋售。

外資買超超過 3,000 億越南盾。NLG (1,550 億)、VHM (810 億)、CTG (700 億) 在買超方面領先。相反，VNM (360 億)、BCM (320 億)、DGW (210 億) 被拋售最多的股票。

市場短期觀點

我們認為市場將繼續上漲，VN-Index 可能在下個交易日上漲 1,370 點的阻力位。同時，市場有進入短期調整階段的跡象，顯示短期風險處於下跌趨勢，現金流在未來幾個交易日可能在各類股票之間分化。此外，短期情緒指標繼續小幅上漲，顯示投資者的悲觀情緒有所減輕，賣壓有所減低。

大盤短期走勢仍為下跌。因此，在謹慎的觀點上，我們建議短期投資者可以繼續觀察市場，等待短期趨勢轉為更加積極的趨勢。同時，若投資者接受高風險，投資者可以繼續已出現短期買進點及增加高的股票中，以較低的比例進行買進探索。

請在 <https://ysradar.yuanta.com.vn/> 查看有關股票的信號。

We Create Fortune

技術分析圖



指數技術分析圖 VN-Index



指數技術分析圖 HNX-Index

指數	短期趨勢	中期趨勢	阻力區 1	阻力區 2	支撐區 1	支撐區 2
VN-Index	下跌	下跌	1500	1530	1310	1200
HNX-Index	下跌	下跌	470	500	300	180
VN30	下跌	下跌	1550	1570	1445	960
VNMidcaps	下跌	下跌	1,730	1800	1650	963
VNSmallcaps	下跌	下跌	1430	1450	1400	804

We Create Fortune

胡志明市交易所 (HSX)

	收盤	漲跌%
VNI	1360.68	0.89%
VN30	1404.88	1.10%
VN Mid	1863.17	-0.49%
VN Small	1829.55	-1.34%

河內交易所 (HSX)

	收盤	漲跌%
HNI	358.75	-0.62%
HN30	632.02	-0.67%
VNX AllSh	1386.43	0.47%

UPCOM 市場 (UPCoM)

	收盤	漲跌%
UPCoM	103.82	-0.19%

外資交易	成交值 (BiL.VND)
買進	1566.1
賣出	1261.45
買超/賣超	304.65

外資交易	成交值 (BiL.VND)
買進	7.21
賣出	15.46
買超/賣超	-8.25

外資交易	成交值 (BiL.VND)
買進	10.61
賣出	6.07
買超/賣超	4.54

上漲排名/股碼	漲跌(VND)	漲跌%
NVT	1300	6.88%
TPB	2200	6.88%
ILB	2500	6.79%
VHM	4300	6.67%
DQC	1550	5.26%

上漲排名/股碼	漲跌(VND)	漲跌%
MBS	900	3.06%
HTP	1100	2.69%
SCG	2300	2.65%
IDC	1100	1.96%
NBC	300	1.86%

上漲排名/股碼	漲跌(VND)	漲跌%
APF	3429	5.24%
VRG	1135	3.63%
GEE	1152	3.06%
CST	456	2.73%
ACG	1603	2.27%

下跌排名/股碼	漲跌(VND)	漲跌%
ACL	-2250	-6.99%
IDI	-1850	-6.98%
BFC	-2200	-6.97%
CTR	-6600	-6.95%
PLP	-850	-6.88%

下跌排名/股碼	漲跌(VND)	漲跌%
L14	-12100	-6.62%
IDJ	-1000	-5.41%
VGS	-1400	-5.30%
APS	-900	-4.57%
CEO	-1500	-3.95%

下跌排名/股碼	漲跌(VND)	漲跌%
BOT	-737	-6.25%
DDV	-1280	-5.08%
TCI	-359	-2.83%
HTG	-1645	-2.81%
VHG	-149	-2.53%

*備註: 市值>5,000 億盾; 成交值>15 億盾

市值排名/股碼	BiL.VND
VCB	378,128
VIC	303,971
VHM	280,857
GAS	206,707
BID	188,430

市值排名/股碼	BiL.VND
THD	40,075
KSF	32,730
NVB	21,604
IDC	16,830
VCS	16,064

市值排名/股碼	BiL.VND
ACV	189,763
MCH	78,054
BSR	67,529
VEA	60,399
SSH	37,404

交易量排名/股碼	成交值	30 日均
FLC	26,299,000	18,931,463
HSG	17,578,800	6,711,537
GEX	17,069,200	17,991,205
HPG	15,878,100	17,337,416
HQC	15,026,200	16,194,221

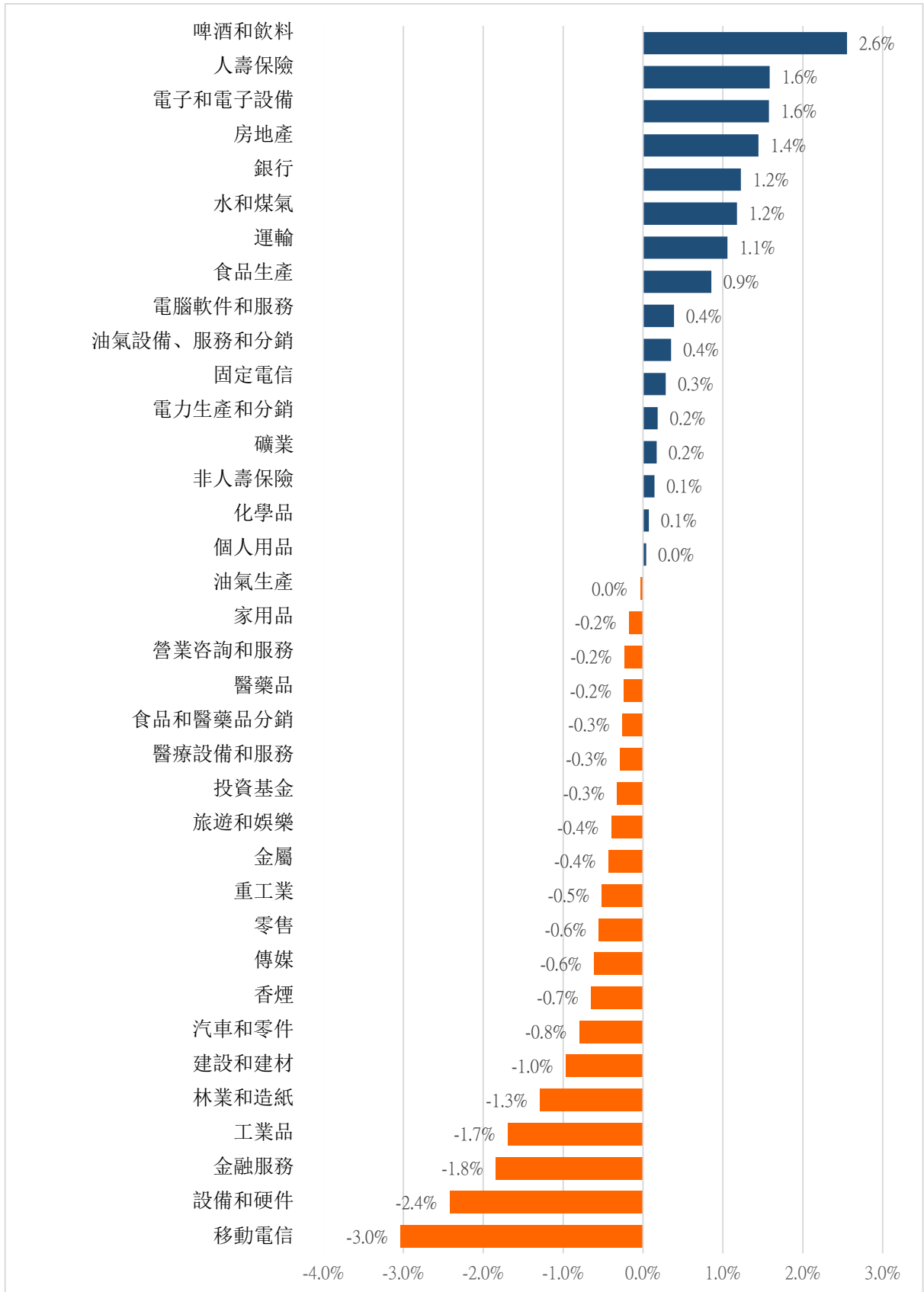
交易量排名/股碼	成交值	30 日均
PVS	11,191,371	8,929,762
KLF	6,266,896	6,198,336
SHS	4,124,962	5,021,198
HUT	4,120,404	3,938,440
HTP	4,119,000	242,065

交易量排名/股碼	成交值	30 日均
BSR	7,161,820	6,204,987
C4G	4,252,654	3,613,538
VHG	3,599,087	4,731,984
VGT	1,998,953	3,292,283
ABB	1,565,102	2,087,832

資料源: Bloomberg & Yuanta Research

We Create Fortune

各行業板塊的交易走勢

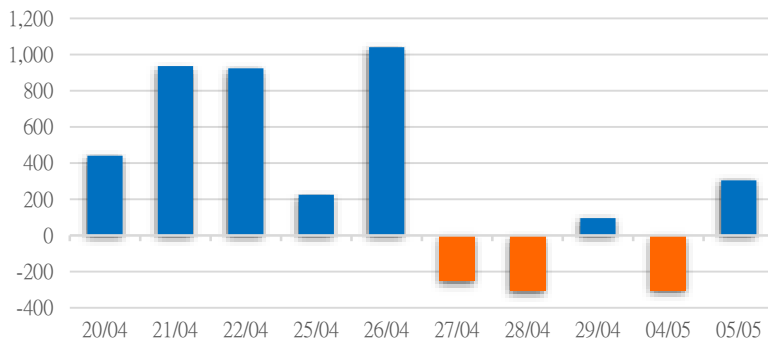


資料源: FiinPro - YSVN

We Create Fortune

外資買進賣統計

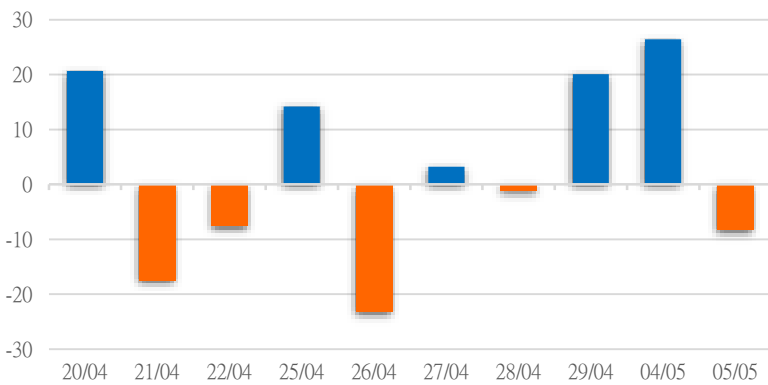
HSX 外資每日買/賣超



證券代碼	買超金額 (Mil.VND)	證券代碼	賣超金額 (Mil.VND)
NLG	154,797	VNM	36,492
VHM	81,009	BCM	32,015
CTG	69,951	DGW	21,261
TPB	66,143	VND	20,952
DXG	61,446	KDH	19,207

HSX 外資買/賣超的前 5 名

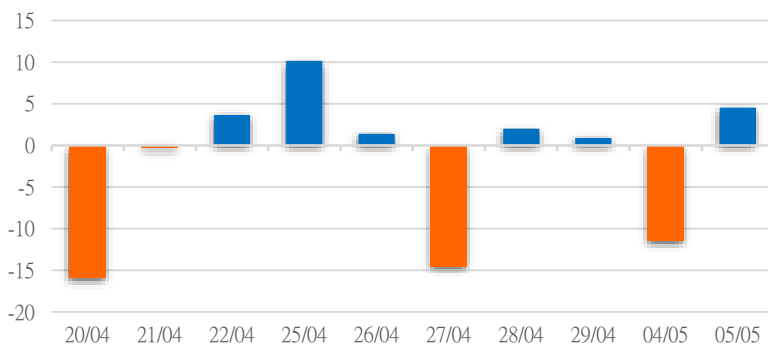
HNX 外資每日買/賣超



證券代碼	買超金額 (Mil.VND)	證券代碼	賣超金額 (Mil.VND)
TA9	1,061	VCS	6,457
PVS	1,059	BVS	3,824
PSW	849	IDC	1,305
LHC	560	DDG	522
DNM	531	DHT	480

HNX 外資買/賣超的前 5 名

UPCOM 外資每日買/賣超



證券代碼	買超金額 (Mil.VND)	證券代碼	賣超金額 (Mil.VND)
ACV	2,431	LTG	897
BSR	1,179	QTP	771
CSI	1,165	MPC	259
NTC	972	UDJ	254
SID	814	MFS	237

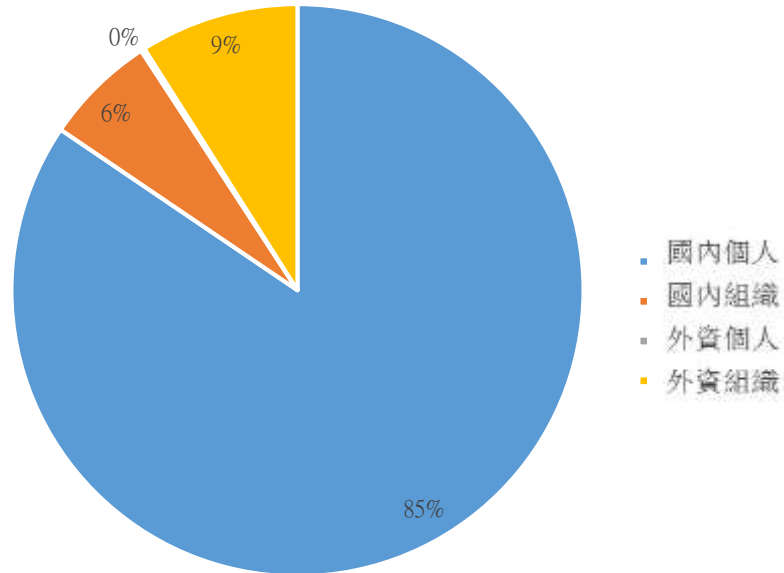
UPCOM 外資買/賣超的前 5 名

源: FiinPro - YSVN



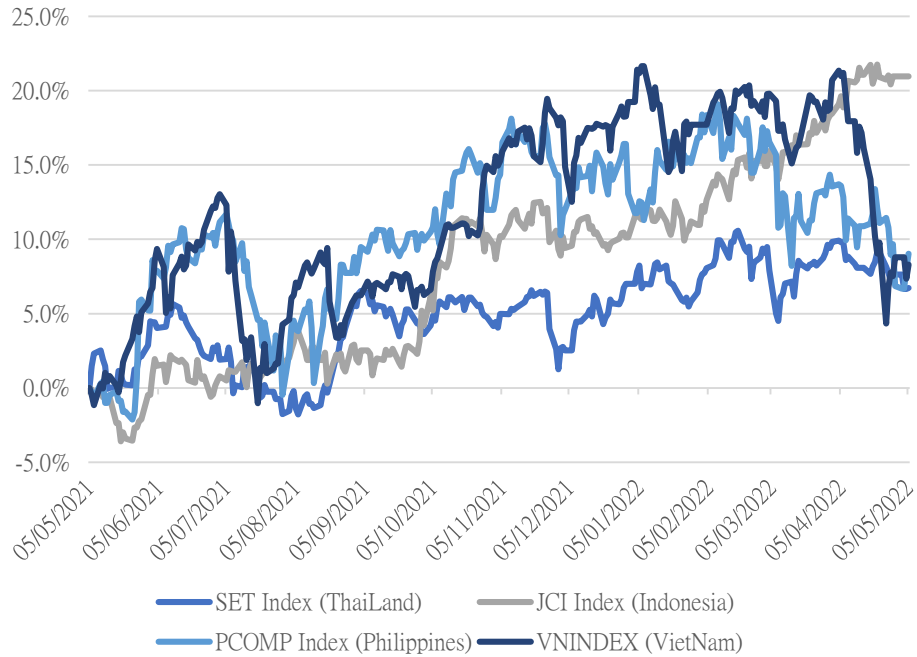
We Create **Fortune**

越南證券市場投資人類別統計



資料源: FiinPro - YSVN

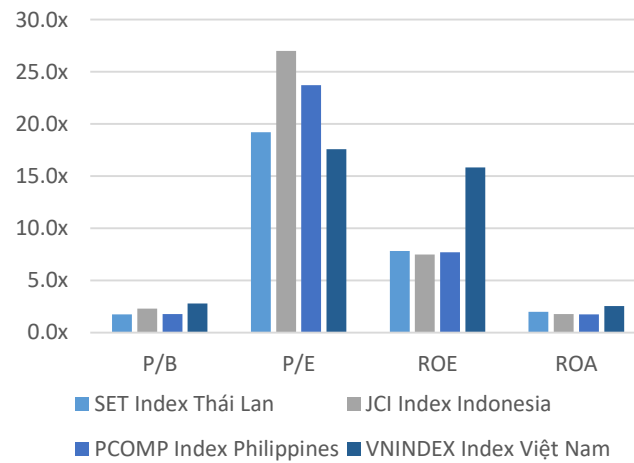
東南亞主要市場走勢比較



東南亞主要市場數據

		Thailand	Indonesia	Philippines	Vietnam
P/B		1.7x	2.3x	1.7x	2.3x
P/E		18.1x	18.93	20.3x	14.8x
ROE	%	9.60	11.47	8.73	15.77
ROA	%	2.46	2.92	1.98	2.56
Vốn hóa	Tỷ USD	573.30	657.94	180.03	232.99
GTGD	Triệu USD	1.77	1.24	0.08	0.59
LS cổ tức	%	2.69	2.05	1.85	1.23

源: Bloomberg & YSVN





We Create Fortune

元大證券（越南）公司

個人客戶分析部

Nguyễn Thế Minh
研究分析經理
+84 28 3622 6868 ext 3826
minh.nguyen@yuanta.com.vn

Lý Thị Hiền
研究分析主管
+84 28 3622 6868 ext 3908
hien.ly@yuanta.com.vn

Quách Đức Khánh
研究分析副主管
+84 28 3622 6868 ext 3833
khanh.quach@yuanta.com.vn

Khổng Hữu Hiệp
高級分析專員
+84 28 3622 6868 ext 3912
hiep.khong@yuanta.com.vn

Nguyễn Trịnh Ngọc Hồng
高級分析專員
+84 28 3622 6868 ext 3832
hong.nguyen@yuanta.com.vn

Phạm Tấn Phát
高級分析專員
+84 28 3622 6868 ext 3880
phat.pham@yuanta.com.vn

個人客戶業務部

Phạm Đắc Thành
北部分行經理
+84 28 3622 6868 ext 3416
thanh.pham@yuanta.com.vn

Võ Thị Thu Thủy
平陽分行經理
+84 28 3622 6868 ext 3505
thuy.vo@yuanta.com.vn

Lương Kỳ Ty
堤岸分行經理
+84 28 3622 6868 ext 3653
ty.luong@yuanta.com.vn

Bùi Quốc Phong
同奈分行經理
+84 28 3622 6868 ext 3701
phong.bui@yuanta.com.vn

Võ Đình Tuấn
峴港分行經理
+84 28 3622 6868 ext 3301
tuan.vo@yuanta.com.vn

Nguyễn Việt Quang
河內分行經理
+84 28 3622 6868 ext 3404
quang.nguyen@yuanta.com.vn

Đinh Thị Thu Cúc
頭頓分行經理
+84 28 3622 6868 ext 3203
cuc.dinh@yuanta.com.vn

Appendix A: Important Disclosures

Analyst Certification

Each research analyst primarily responsible for the content of this research report, in whole or in part, certifies that with respect to each security or issuer that the analyst covered in this report: (1) all of the views expressed accurately reflect his or her personal views about those securities or issuers; and (2) no part of his or her compensation was, is, or will be, directly or indirectly, related to the specific recommendations or views expressed by that research analyst in the research report.

Ratings Definitions

BUY: We have a positive outlook on the stock based on our expected absolute or relative return over the investment period. Our thesis is based on our analysis of the company's outlook, financial performance, catalysts, valuation and risk profile. We recommend investors add to their position.

HOLD-Outperform: In our view, the stock's fundamentals are relatively more attractive than peers at the current price. Our thesis is based on our analysis of the company's outlook, financial performance, catalysts, valuation and risk profile.

HOLD-Underperform: In our view, the stock's fundamentals are relatively less attractive than peers at the current price. Our thesis is based on our analysis of the company's outlook, financial performance, catalysts, valuation and risk profile.

SELL: We have a negative outlook on the stock based on our expected absolute or relative return over the investment period. Our thesis is based on our analysis of the company's outlook, financial performance, catalysts, valuation and risk profile. We recommend investors reduce their position.

Under Review: We actively follow the company, although our estimates, rating and target price are under review.

Restricted: The rating and target price have been suspended temporarily to comply with applicable regulations and/or Yuanta policies.

Note: Yuanta research coverage with a Target Price is based on an investment period of 12 months. Greater China Discovery Series coverage does not have a formal 12 month Target Price and the recommendation is based on an investment period specified by the analyst in the report.

Global Disclaimer

© 2018 Yuanta. All rights reserved. The information in this report has been compiled from sources we believe to be reliable, but we do not hold ourselves responsible for its completeness or accuracy. It is not an offer to sell or solicitation of an offer to buy any securities. All opinions and estimates included in this report constitute our judgment as of this date and are subject to change without notice.

This report provides general information only. Neither the information nor any opinion expressed herein constitutes an offer or invitation to make an offer to buy or sell securities or other investments. This material is prepared for general circulation to clients and is not intended to provide tailored investment advice and does not take into account the individual financial situation and objectives of any specific person who may receive this report. Investors should seek financial advice regarding the appropriateness of investing in any securities, investments or investment strategies discussed or recommended in this report. The information contained in this report has been compiled from sources believed to be reliable but no representation or warranty, express or implied, is made as to its accuracy, completeness or correctness. This report is not (and should not be construed as) a solicitation to act as securities broker or dealer in any jurisdiction by any person or company that is not legally permitted to carry on such business in that jurisdiction.

Yuanta research is distributed in the United States only to Major U.S. Institutional Investors (as defined in Rule 15a-6 under the Securities Exchange Act of 1934, as amended and SEC staff interpretations thereof). All transactions by a US person in the securities mentioned in this report must be effected through a registered broker-dealer under Section 15 of the Securities Exchange Act of 1934, as amended. Yuanta research is distributed in Taiwan by Yuanta Securities Investment Consulting. Yuanta research is distributed in Hong Kong by Yuanta Securities (Hong Kong) Co. Limited, which is licensed in Hong Kong by the Securities and Futures Commission for regulated activities, including Type 4 regulated activity (advising on securities). In Hong Kong, this research report may not be redistributed, retransmitted or disclosed, in whole or in part or and any form or manner, without the express written