

當日市場：短期賣壓依然佔主導地位


2022/05/09

市場走勢

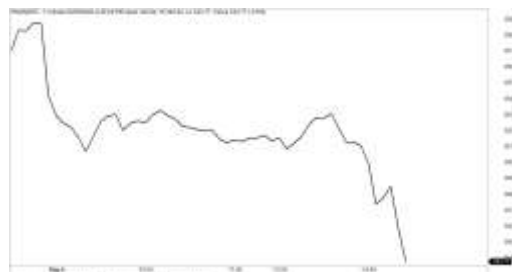
市場指數	VNI	HNI	UPCOM
收盤	1,329.26	343.46	101.88
%日	-2.31%	-4.26%	-1.87%
%週	-2.75%	-6.11%	-2.33%
%月	-12.72%	-23.13%	-12.80%
%年	6.29%	22.19%	25.50%
成交值(Bil.VND)			
當日	16,978	1,501	782
日均量/週	15,586	1,618	763
日均量/月	20,892	2,343	1,238
外資進出			
買進	1,398.04	12.35	22.44
賣出	1,465.68	9.64	4.63
買賣超	-67.63	2.71	17.81
市場漲跌家數			
上漲	56	38	128
下跌	327	195	304
持平	42	121	471
市場指標			
P/E	14.67	17.10	19.55
總市值 (兆盾)	5,430	414	1,366
股息殖利率	7.16%	3.39%	5.76%

資料源: Bloomberg - YSVN

VNINDEX



HNIINDEX



市場走勢

由於流動性較低，指數收盤下跌超過 2%。其中，VN-Index 收跌 2.31%，止於 1329.26 點，HNX-Index 下跌 4.26%，Upcom-Index 下跌 1.87%。3 大市場的交易額為 16 兆 8,860 億越南盾。

賣壓在廣度回歸。VN30-Index 下跌 2.25%，VPB、MBB、PNJ、STB、GVR、FPT、SSI 等下跌超過 3%。GAS (+0.4%)、KDH 以及 VHM、VIC 是受影響較小的股票。

當 VNMid-Index 和 VNSML-Index 分別下跌 3.04% 和 3.35% 時，中小型股的拋售壓力也增加。PVD、DXG、DIG、BFC 均跌停。另一方面，HSG (+5.3%)、NLG (+2.9%)、ANV (+6.9%) 逆市。

在行業方面，海鮮（CMX、VHC、IDI、ANV）在前一個調整期後再次上漲。相比之下，證券（SSI、HCM、VND）在當日被強勁拋售。

外資輕微賣超 470 億越南盾。VCB（560 億）、KBC（480 億）、NVL（420 億）被拋售最多的股票。相反，NLG（1,200 億）、VRE（590 億）、DPM（480 億）在買超方面領先。

市場短期觀點

我們認為本週首個交易日市場可能繼續下跌，VN-Index 可能重新測試 1,300 點的支撐位。同時，市場有進入短期調整階段的跡象，因此 VN-Index 可能無法突破 1300 點的支撐位。此外，情緒指標小幅下跌，顯示投資者再次謹慎，現金流仍然走弱。

大盤短期走勢仍為下跌。因此，我們建議短期投資者在未來幾個交易日可以觀察市場。

從周線圖來看，價格走勢圖在超賣區域附近交易，顯示下個交易周中期抄底需求將增加。但中期風險依然較高，中期趨勢仍為下跌。因此，我們建議中期投資者可以繼續優先考慮降低投資組合 30-35% 持股比例。

請在 <https://ysradar.yuanta.com.vn/> 查看有關股票的信號。

We Create Fortune

技術分析圖



指數技術分析圖 VN-Index



指數技術分析圖 HNX-Index

指數	短期趨勢	中期趨勢	阻力區 1	阻力區 2	支撐區 1	支撐區 2
VN-Index	下跌	下跌	1500	1530	1310	1200
HNX-Index	下跌	下跌	470	500	300	180
VN30	下跌	下跌	1550	1570	1445	960
VNMidcaps	下跌	下跌	1,730	1800	1650	963
VNSmallcaps	下跌	下跌	1430	1450	1400	804

We Create Fortune

胡志明市交易所 (HSX)

	收盤	漲跌%
VNI	1329.26	-2.31%
VN30	1373.21	-2.25%
VN Mid	1806.44	-3.04%
VN Small	1768.18	-3.35%

河內交易所 (HSX)

	收盤	漲跌%
HNI	343.46	-4.26%
HN30	593.49	-6.10%
VNX AllSh	1351.15	-2.54%

UPCOM 市場 (UPCoM)

	收盤	漲跌%
UPCoM	101.88	-1.87%

外資交易	成交值 (BiL.VND)
買進	1398.04
賣出	1465.68
買超/賣超	-67.63

外資交易	成交值 (BiL.VND)
買進	12.35
賣出	9.64
買超/賣超	2.71

外資交易	成交值 (BiL.VND)
買進	22.44
賣出	4.63
買超/賣超	17.81

上漲排名/股碼	漲跌(VND)	漲跌%
ANV	3150	6.92%
VSH	2250	6.81%
HSG	1350	5.48%
MIG	1550	5.27%
CHP	1250	5.26%

上漲排名/股碼	漲跌(VND)	漲跌%
OCH	200	1.55%
PVI	300	0.56%
HDA	100	0.41%
HGM	0	0.00%
DDG	-100	-0.27%

上漲排名/股碼	漲跌(VND)	漲跌%
PVX	559	11.41%
VRG	1375	4.24%
PBC	607	3.77%
CSI	1165	1.92%
QNS	448	1.00%

下跌排名/股碼	漲跌(VND)	漲跌%
DXG	-2450	-7.00%
PTL	-560	-7.00%
TTB	-490	-7.00%
VIX	-1050	-7.00%
HCM	-1750	-6.99%

下跌排名/股碼	漲跌(VND)	漲跌%
L14	-17000	-9.96%
HUT	-2800	-9.93%
SHS	-1800	-9.78%
PSI	-1100	-9.57%
PVC	-2000	-9.43%

下跌排名/股碼	漲跌(VND)	漲跌%
DDV	-1690	-7.07%
VHG	-365	-6.29%
PXL	-659	-5.31%
TCI	-652	-5.30%
AAS	-1474	-4.95%

*備註: 市值>5,000 億盾; 成交值>15 億盾

市值排名/股碼	BiL.VND
VCB	383,334
VIC	305,115
VHM	299,580
GAS	209,386
BID	193,236

市值排名/股碼	BiL.VND
THD	40,600
KSF	32,400
NVB	21,270
IDC	17,160
VCS	15,568

市值排名/股碼	BiL.VND
ACV	193,215
MCH	77,483
BSR	68,571
VEA	60,071
SSH	37,381

交易量排名/股碼	成交值	30 日均
STB	21,195,800	11,278,489
HSG	18,705,300	7,411,684
FLC	17,482,000	18,243,468
GEX	16,491,200	18,153,079
VND	15,452,900	14,359,516

交易量排名/股碼	成交值	30 日均
PVS	9,527,785	9,347,981
SHS	5,032,242	5,033,665
HUT	4,526,012	3,993,196
CEO	3,419,462	4,260,397
IDC	3,393,686	5,437,032

交易量排名/股碼	成交值	30 日均
PVX	8,502,294	1,037,090
BSR	4,438,616	6,195,673
VHG	3,523,133	4,810,944
VGT	2,650,961	3,206,407
DCS	2,539,114	547,566

資料源: Bloomberg & Yuanta Research

We Create Fortune

各行業板塊的交易走勢

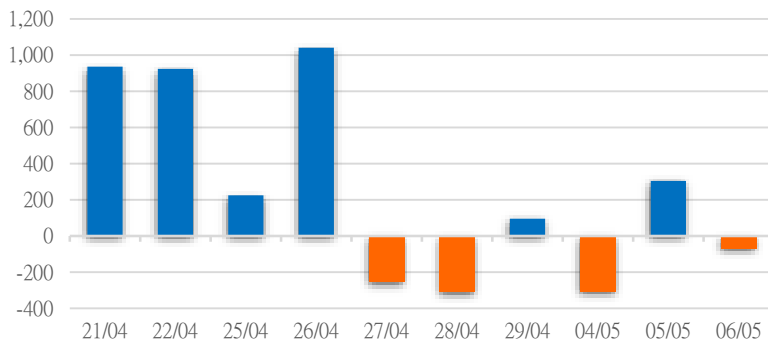


資料源: FiinPro - YSVN

We Create Fortune

外資買進賣統計

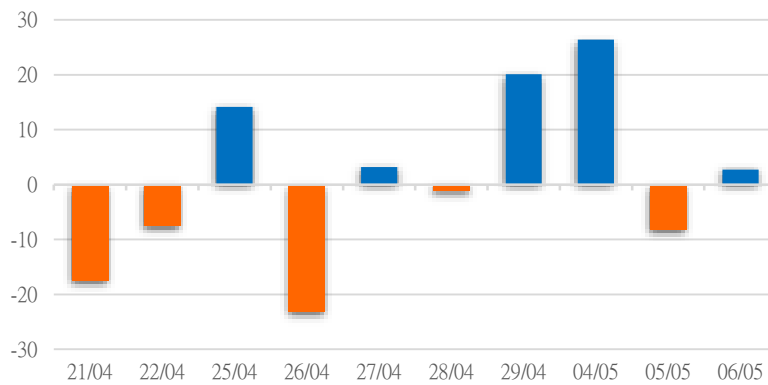
HSX 外資每日買/賣超



證券代碼	買超金額 (Mil.VND)	證券代碼	賣超金額 (Mil.VND)
NLG	129,853	VCB	56,162
VRE	59,786	KBC	47,828
DPM	48,539	NVL	42,147
MSN	30,065	VIC	37,947
HSG	11,355	E1VFN30	36,893

HSX 外資買/賣超的前 5 名

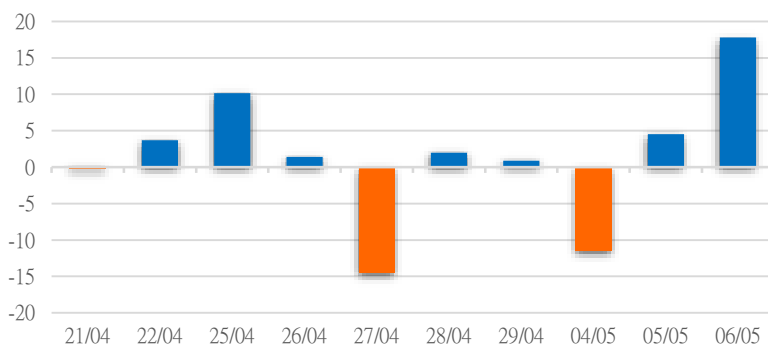
HNX 外資每日買/賣超



證券代碼	買超金額 (Mil.VND)	證券代碼	賣超金額 (Mil.VND)
SHS	4,471	PVS	4,243
IDC	1,411	OCH	670
VCS	796	PVI	585
CEO	389	THD	176
BVS	331	SDN	155

HNX 外資買/賣超的前 5 名

UPCOM 外資每日買/賣超



證券代碼	買超金額 (Mil.VND)	證券代碼	賣超金額 (Mil.VND)
BSR	10,824	TCW	1,288
QNS	5,285	BDG	766
CLX	1,079	GHC	431
LTG	805	VEA	133
SBS	702	ACV	102

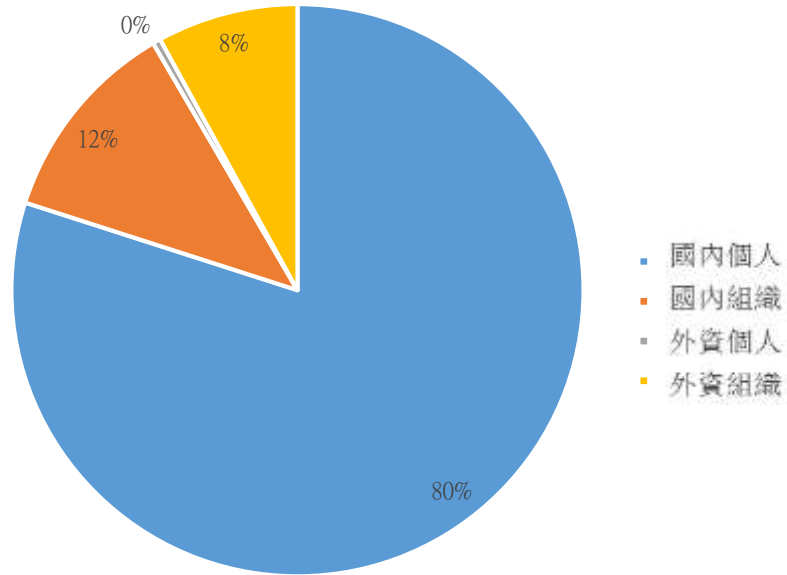
UPCOM 外資買/賣超的前 5 名

源: FiinPro - YSVN



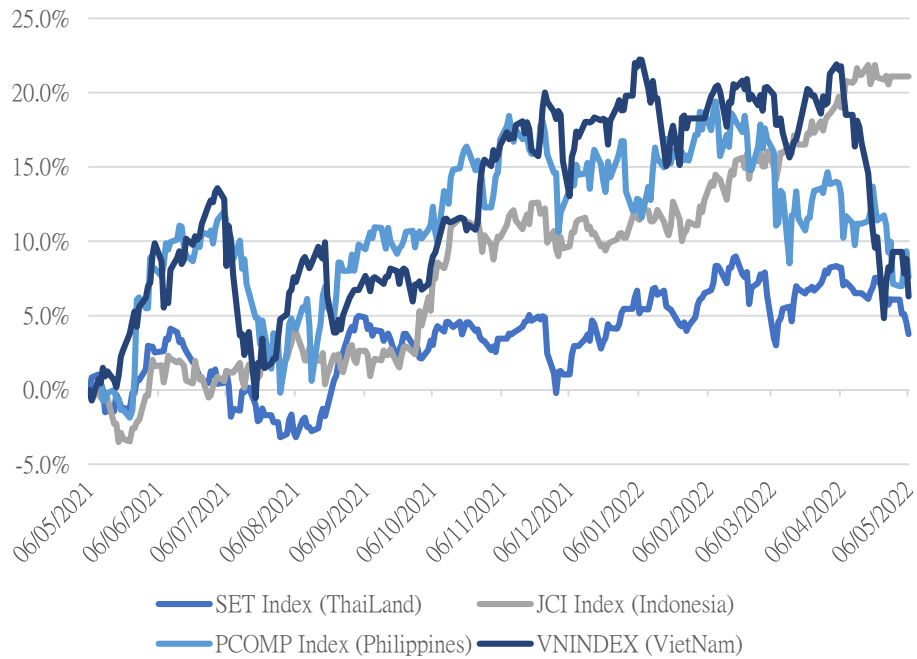
We Create **Fortune**

越南證券市場投資人類別統計



資料源: FiinPro - YSVN

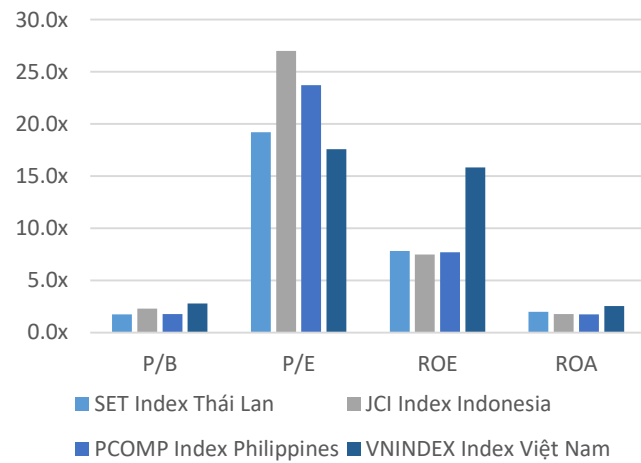
東南亞主要市場走勢比較



東南亞主要市場數據

		Thailand	Indonesia	Philippines	Vietnam
P/B		1.7x	2.3x	1.7x	2.3x
P/E		18.1x	18.93	20.3x	14.8x
ROE	%	9.60	11.47	8.73	15.77
ROA	%	2.46	2.92	1.98	2.56
Vốn hóa	Tỷ USD	573.30	657.94	180.03	232.99
GTGD	Triệu USD	1.77	1.24	0.08	0.59
LS cổ tức	%	2.69	2.05	1.85	1.23

源: Bloomberg & YSVN





We Create Fortune

元大證券（越南）公司

個人客戶分析部

Nguyễn Thế Minh
研究分析經理
+84 28 3622 6868 ext 3826
minh.nguyen@yuanta.com.vn

Lý Thị Hiền
研究分析主管
+84 28 3622 6868 ext 3908
hien.ly@yuanta.com.vn

Quách Đức Khánh
研究分析副主管
+84 28 3622 6868 ext 3833
khanh.quach@yuanta.com.vn

Khổng Hữu Hiệp
高級分析專員
+84 28 3622 6868 ext 3912
hiep.khong@yuanta.com.vn

Nguyễn Trịnh Ngọc Hồng
高級分析專員
+84 28 3622 6868 ext 3832
hong.nguyen@yuanta.com.vn

Phạm Tấn Phát
高級分析專員
+84 28 3622 6868 ext 3880
phat.pham@yuanta.com.vn

個人客戶業務部

Phạm Đắc Thành
北部分行經理
+84 28 3622 6868 ext 3416
thanh.pham@yuanta.com.vn

Võ Thị Thu Thủy
平陽分行經理
+84 28 3622 6868 ext 3505
thuy.vo@yuanta.com.vn

Lương Kỳ Ty
堤岸分行經理
+84 28 3622 6868 ext 3653
ty.luong@yuanta.com.vn

Bùi Quốc Phong
同奈分行經理
+84 28 3622 6868 ext 3701
phong.bui@yuanta.com.vn

Võ Đình Tuấn
峴港分行經理
+84 28 3622 6868 ext 3301
tuan.vo@yuanta.com.vn

Nguyễn Việt Quang
河內分行經理
+84 28 3622 6868 ext 3404
quang.nguyen@yuanta.com.vn

Đinh Thị Thu Cúc
頭頓分行經理
+84 28 3622 6868 ext 3203
cuc.dinh@yuanta.com.vn

Appendix A: Important Disclosures

Analyst Certification

Each research analyst primarily responsible for the content of this research report, in whole or in part, certifies that with respect to each security or issuer that the analyst covered in this report: (1) all of the views expressed accurately reflect his or her personal views about those securities or issuers; and (2) no part of his or her compensation was, is, or will be, directly or indirectly, related to the specific recommendations or views expressed by that research analyst in the research report.

Ratings Definitions

BUY: We have a positive outlook on the stock based on our expected absolute or relative return over the investment period. Our thesis is based on our analysis of the company's outlook, financial performance, catalysts, valuation and risk profile. We recommend investors add to their position.

HOLD-Outperform: In our view, the stock's fundamentals are relatively more attractive than peers at the current price. Our thesis is based on our analysis of the company's outlook, financial performance, catalysts, valuation and risk profile.

HOLD-Underperform: In our view, the stock's fundamentals are relatively less attractive than peers at the current price. Our thesis is based on our analysis of the company's outlook, financial performance, catalysts, valuation and risk profile.

SELL: We have a negative outlook on the stock based on our expected absolute or relative return over the investment period. Our thesis is based on our analysis of the company's outlook, financial performance, catalysts, valuation and risk profile. We recommend investors reduce their position.

Under Review: We actively follow the company, although our estimates, rating and target price are under review.

Restricted: The rating and target price have been suspended temporarily to comply with applicable regulations and/or Yuanta policies.

Note: Yuanta research coverage with a Target Price is based on an investment period of 12 months. Greater China Discovery Series coverage does not have a formal 12 month Target Price and the recommendation is based on an investment period specified by the analyst in the report.

Global Disclaimer

© 2018 Yuanta. All rights reserved. The information in this report has been compiled from sources we believe to be reliable, but we do not hold ourselves responsible for its completeness or accuracy. It is not an offer to sell or solicitation of an offer to buy any securities. All opinions and estimates included in this report constitute our judgment as of this date and are subject to change without notice.

This report provides general information only. Neither the information nor any opinion expressed herein constitutes an offer or invitation to make an offer to buy or sell securities or other investments. This material is prepared for general circulation to clients and is not intended to provide tailored investment advice and does not take into account the individual financial situation and objectives of any specific person who may receive this report. Investors should seek financial advice regarding the appropriateness of investing in any securities, investments or investment strategies discussed or recommended in this report. The information contained in this report has been compiled from sources believed to be reliable but no representation or warranty, express or implied, is made as to its accuracy, completeness or correctness. This report is not (and should not be construed as) a solicitation to act as securities broker or dealer in any jurisdiction by any person or company that is not legally permitted to carry on such business in that jurisdiction.

Yuanta research is distributed in the United States only to Major U.S. Institutional Investors (as defined in Rule 15a-6 under the Securities Exchange Act of 1934, as amended and SEC staff interpretations thereof). All transactions by a US person in the securities mentioned in this report must be effected through a registered broker-dealer under Section 15 of the Securities Exchange Act of 1934, as amended. Yuanta research is distributed in Taiwan by Yuanta Securities Investment Consulting. Yuanta research is distributed in Hong Kong by Yuanta Securities (Hong Kong) Co. Limited, which is licensed in Hong Kong by the Securities and Futures Commission for regulated activities, including Type 4 regulated activity (advising on securities). In Hong Kong, this research report may not be redistributed, retransmitted or disclosed, in whole or in part or and any form or manner, without the express written