

當日市場：外資在大幅下跌的市場時段強勁買超


2022/05/10

市場走勢


市場指數	VNI	HNI	UPCOM
收盤	1,269.62	323.39	96.50
%日	-4.49%	-5.84%	-5.28%
%週	-7.11%	-11.60%	-7.49%
%月	-14.33%	-25.14%	-15.23%
%年	2.24%	15.55%	19.36%
成交值(Bil.VND)			
當日	18,746	2,038	959
日均量/週	16,376	1,723	812
日均量/月	19,778	2,174	1,129
外資進出			
買進	1,875.59	23.28	39.64
賣出	1,301.61	8.43	5.89
買賣超	573.98	14.85	33.75
市場漲跌家數			
上漲	23	27	66
下跌	368	222	283
持平	33	105	554
市場指標			
P/E	14.33	16.45	19.17
總市值 (兆盾)	5,305	400	1,347
股息殖利率	7.18%	2.41%	5.74%

資料源: Bloomberg - YSVN

VNINDEX



HNIINDEX



市場走勢

大盤的拋壓導致指數大幅下跌。VN-Index 收盤下跌 4.49%，止於 1269.62 點，HNX-Index 下跌 5.84%，Upcom-Index 下跌 5.28%。3 大市場的交易額均增加至 19 兆 8,940 億越南盾。

大盤出現拋售的走勢，市場錄得超過 306 檔跌停股。VN30-Index 錄得 13 檔跌停股。儘管在盤中小幅上漲，VNM 和 VCB 也以跌幅收盤。此外，當日 VIC 也是一檔值得關注的股票，因為則錄得良好的需求，支撐在 78,000 越南盾左右的價格。

SHI、FIR、KPF 等少數中小型股逆市。

外資買超超過 6,220 億越南盾。VHM（940 億）、HPG（640 億）、GMD（600 億）在買超方面領先。相比之下，NVL（390 億）、VCB（200 億）、GEX（170 億）被拋售最多的股票。

市場短期觀點

我們認為盤初市場可能會繼續下跌，VN-Index 可能會測試 1,225 - 1,262 點的下一個支撐位。同時，短期風險有上漲跡象，若 VN-Index 突破 1,225-1,262 點的支撐位，價格走勢圖可能將短期下跌趨勢擴大至 1,150 點。但是，如果 VN-Index 在下個交易日出現復甦，短期風險可能處於下跌趨勢。

大盤短期走勢仍為下跌。因此，我們建議短期投資者可以在最近幾個交易日觀察市場，並以新的多頭頭寸賣出停損。

請在 <https://ysradar.yuanta.com.vn/> 查看有關股票的信號。

We Create Fortune

技術分析圖



指數技術分析圖 VN-Index



指數技術分析圖 HNX-Index

指數	短期趨勢	中期趨勢	阻力區 1	阻力區 2	支撐區 1	支撐區 2
VN-Index	下跌	下跌	1500	1530	1310	1200
HNX-Index	下跌	下跌	470	500	300	180
VN30	下跌	下跌	1550	1570	1445	960
VNMidcaps	下跌	下跌	1,730	1800	1650	963
VNSmallcaps	下跌	下跌	1430	1450	1400	804

We Create Fortune

胡志明市交易所 (HSX)

	收盤	漲跌%
VNI	1269.62	-4.49%
VN30	1314.04	-4.31%
VN Mid	1708.03	-5.45%
VN Small	1663.52	-5.92%

河內交易所 (HSX)

	收盤	漲跌%
HNI	323.39	-5.84%
HN30	550.49	-7.25%
VNX AllSh	1287.33	-4.72%

UPCOM 市場 (UPCoM)

	收盤	漲跌%
UPCoM	96.5	-5.28%

外資交易	成交值 (BiL.VND)
買進	1875.59
賣出	1301.61
買超/賣超	573.98

外資交易	成交值 (BiL.VND)
買進	23.28
賣出	8.43
買超/賣超	14.85

外資交易	成交值 (BiL.VND)
買進	39.64
賣出	5.89
買超/賣超	33.75

上漲排名/股碼	漲跌(VND)	漲跌%
KPF	950	6.91%
SHI	550	3.79%
BBC	2400	3.47%
TMT	500	2.23%
TRA	1600	1.63%

上漲排名/股碼	漲跌(VND)	漲跌%
VNT	7700	9.94%
NRC	700	3.89%
NVB	900	2.42%
DHT	0	0.00%
KSF	0	0.00%

上漲排名/股碼	漲跌(VND)	漲跌%
CST	57	0.34%
SSH	61	0.06%
MKP	-202	-0.39%
DVN	-188	-0.94%
ACV	-1128	-1.30%

下跌排名/股碼	漲跌(VND)	漲跌%
BCG	-1400	-7.00%
CMX	-1400	-7.00%
CNG	-2800	-7.00%
FTS	-3150	-7.00%
TDM	-2750	-7.00%

下跌排名/股碼	漲跌(VND)	漲跌%
CSC	-8000	-10.00%
L18	-3800	-10.00%
LAS	-1500	-10.00%
PLC	-3400	-10.00%
VC2	-6100	-10.00%

下跌排名/股碼	漲跌(VND)	漲跌%
G36	-1653	-12.34%
AAS	-3438	-12.15%
TCI	-1314	-11.33%
C4G	-1824	-10.99%
BOT	-1135	-10.71%

*備註: 市值>5,000 億盾; 成交值>15 億盾

市值排名/股碼	BiL.VND
VCB	375,762
VIC	304,352
VHM	299,145
GAS	210,152
BID	187,165

市值排名/股碼	BiL.VND
THD	38,290
KSF	32,250
NVB	20,713
IDC	15,870
VCS	15,136

市值排名/股碼	BiL.VND
ACV	188,646
MCH	77,301
BSR	67,008
VEA	59,320
MVN	39,679

交易量排名/股碼	成交值	30 日均
HPG	26,383,600	16,653,011
STB	25,422,900	11,441,305
VPB	24,221,200	21,195,005
TCB	20,242,800	8,341,737
SSI	19,479,400	9,576,368

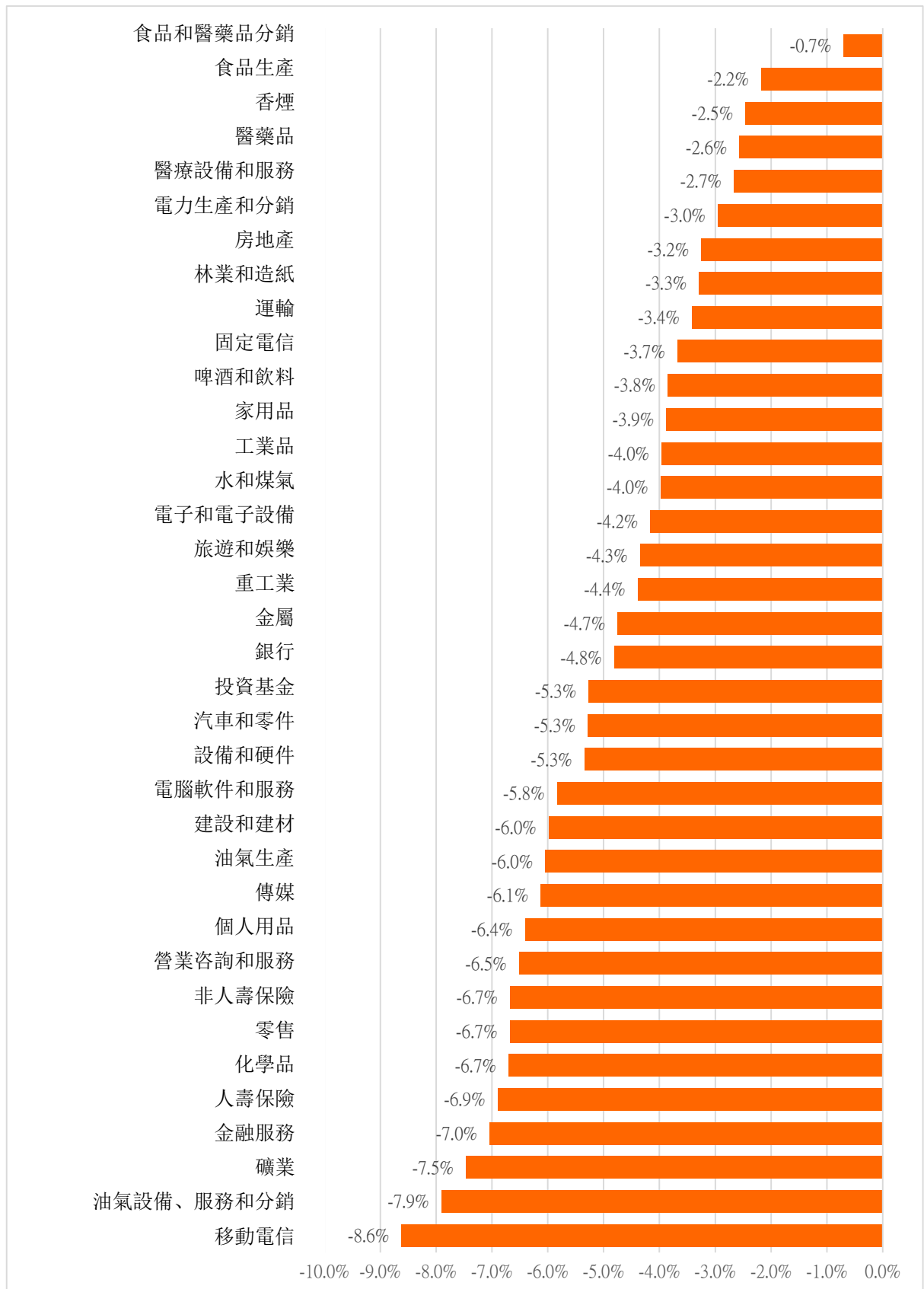
交易量排名/股碼	成交值	30 日均
PVS	11,804,057	9,586,158
SHS	10,462,770	5,072,216
IDC	8,307,979	4,826,352
CEO	6,047,941	4,152,808
OCH	5,755,400	607,953

交易量排名/股碼	成交值	30 日均
BSR	7,239,787	6,241,643
C4G	4,987,335	3,503,776
VGT	4,111,094	3,146,614
VHG	3,624,285	4,732,883
ABB	2,588,878	2,124,205

資料源: Bloomberg & Yuanta Research

We Create Fortune

各行業板塊的交易走勢

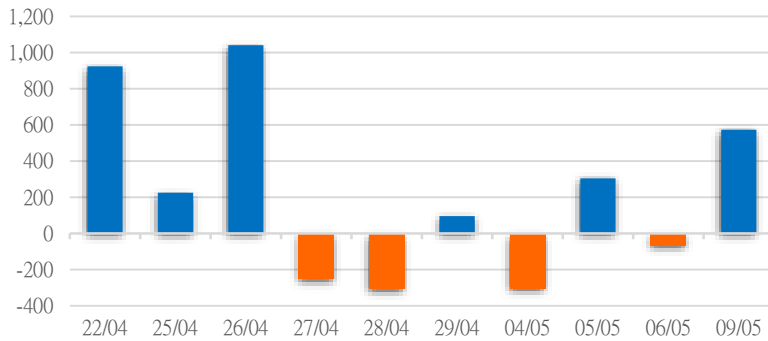


資料源: FinPro - YSVN

We Create Fortune

外資買進賣統計

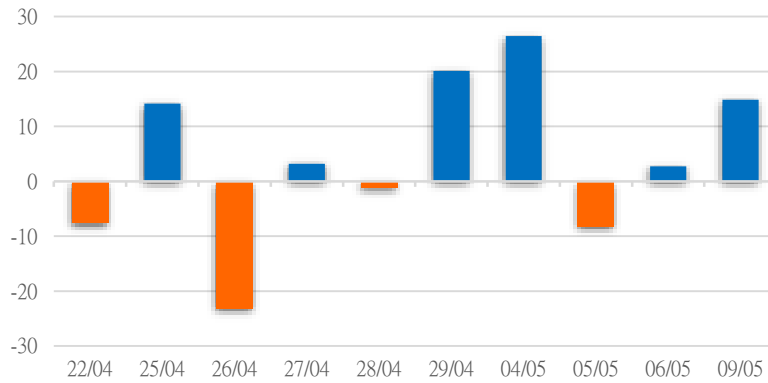
HSX 外資每日買/賣超



證券代碼	買超金額 (Mil.VND)	證券代碼	賣超金額 (Mil.VND)
VHM	93,932	NVL	38,557
HPG	63,828	VCB	20,000
GMD	60,308	GEX	16,960
VRE	50,298	SBT	10,944
DGC	48,971	STB	10,603

HSX 外資買/賣超的前 5 名

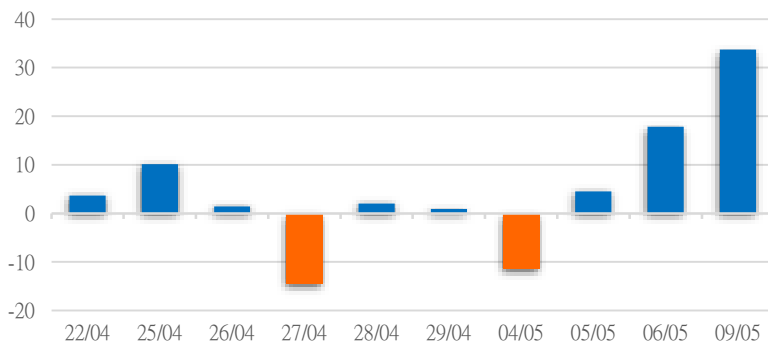
HNX 外資每日買/賣超



證券代碼	買超金額 (Mil.VND)	證券代碼	賣超金額 (Mil.VND)
PVS	15,999	SHS	2,459
DNM	1,115	THD	1,226
PVI	609	TNG	389
IVS	346	NRC	88
NVB	227	SCI	73

HNX 外資買/賣超的前 5 名

UPCOM 外資每日買/賣超



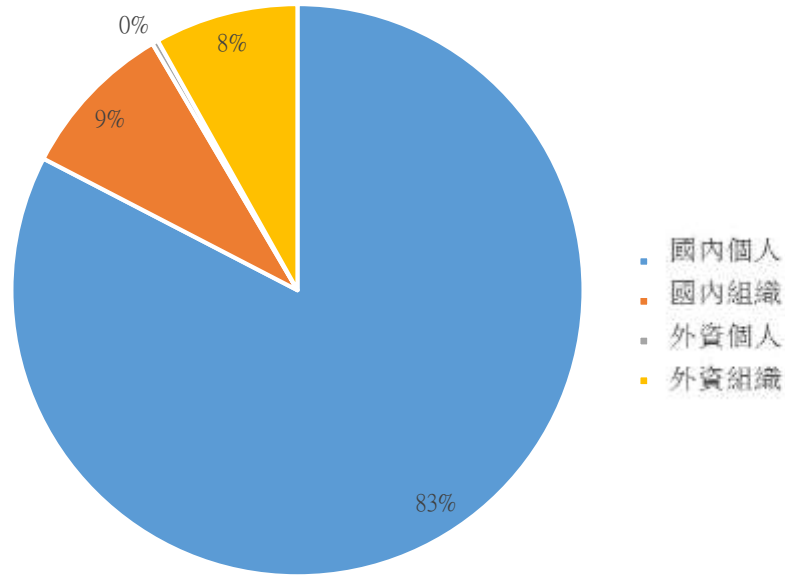
證券代碼	買超金額 (Mil.VND)	證券代碼	賣超金額 (Mil.VND)
BSR	27,079	VEA	629
CLX	2,941	GHC	429
SIP	2,260	MFS	404
ACV	1,471	CSI	403
ACG	352	DDV	366

UPCOM 外資買/賣超的前 5 名

源: FiinPro - YSVN

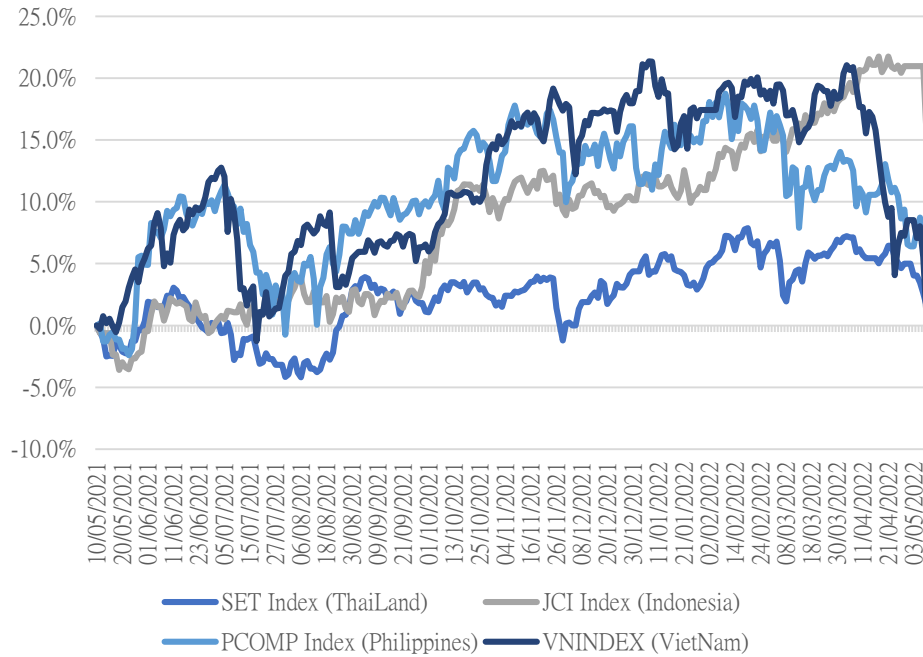
We Create Fortune

越南證券市場投資人類別統計



資料源: FiinPro - YSVN

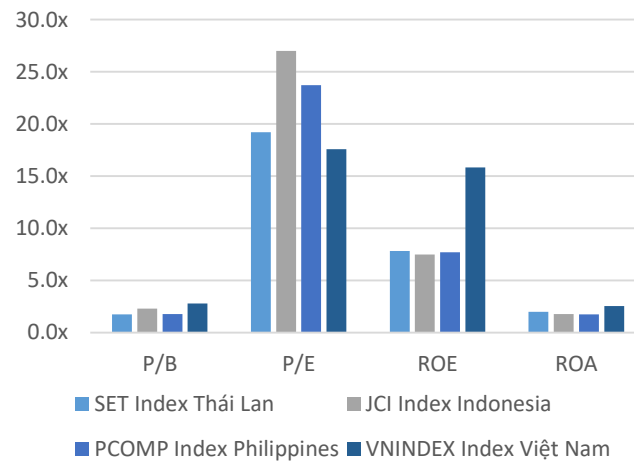
東南亞主要市場走勢比較



東南亞主要市場數據

		Thailand	Indonesia	Philippines	Vietnam
P/B		1.6x	2.1x	1.7x	2.1x
P/E		17.7x	18.00	19.4x	13.8x
ROE	%	9.59	12.05	8.98	15.75
ROA	%	2.46	3.07	2.03	2.56
Vốn hóa	Tỷ USD	558.40	655.18	178.85	229.76
GTGD	Triệu USD	1.89	#VALUE!	0.09	0.64
LS cổ tức	%	2.74	#N/A N/A	1.88	1.31

源: Bloomberg & YSVN





We Create Fortune

元大證券（越南）公司

個人客戶分析部

Nguyễn Thế Minh
研究分析經理
+84 28 3622 6868 ext 3826
minh.nguyen@yuanta.com.vn

Lý Thị Hiền
研究分析主管
+84 28 3622 6868 ext 3908
hien.ly@yuanta.com.vn

Quách Đức Khánh
研究分析副主管
+84 28 3622 6868 ext 3833
khanh.quach@yuanta.com.vn

Khổng Hữu Hiệp
高級分析專員
+84 28 3622 6868 ext 3912
hiep.khong@yuanta.com.vn

Nguyễn Trịnh Ngọc Hồng
高級分析專員
+84 28 3622 6868 ext 3832
hong.nguyen@yuanta.com.vn

Phạm Tấn Phát
高級分析專員
+84 28 3622 6868 ext 3880
phat.pham@yuanta.com.vn

個人客戶業務部

Phạm Đắc Thành
北部分行經理
+84 28 3622 6868 ext 3416
thanh.pham@yuanta.com.vn

Võ Thị Thu Thủy
平陽分行經理
+84 28 3622 6868 ext 3505
thuy.vo@yuanta.com.vn

Lương Kỳ Ty
堤岸分行經理
+84 28 3622 6868 ext 3653
ty.luong@yuanta.com.vn

Bùi Quốc Phong
同奈分行經理
+84 28 3622 6868 ext 3701
phong.bui@yuanta.com.vn

Võ Đình Tuấn
峴港分行經理
+84 28 3622 6868 ext 3301
tuan.vo@yuanta.com.vn

Nguyễn Việt Quang
河內分行經理
+84 28 3622 6868 ext 3404
quang.nguyen@yuanta.com.vn

Đinh Thị Thu Cúc
頭頓分行經理
+84 28 3622 6868 ext 3203
cuc.dinh@yuanta.com.vn

Appendix A: Important Disclosures

Analyst Certification

Each research analyst primarily responsible for the content of this research report, in whole or in part, certifies that with respect to each security or issuer that the analyst covered in this report: (1) all of the views expressed accurately reflect his or her personal views about those securities or issuers; and (2) no part of his or her compensation was, is, or will be, directly or indirectly, related to the specific recommendations or views expressed by that research analyst in the research report.

Ratings Definitions

BUY: We have a positive outlook on the stock based on our expected absolute or relative return over the investment period. Our thesis is based on our analysis of the company's outlook, financial performance, catalysts, valuation and risk profile. We recommend investors add to their position.

HOLD-Outperform: In our view, the stock's fundamentals are relatively more attractive than peers at the current price. Our thesis is based on our analysis of the company's outlook, financial performance, catalysts, valuation and risk profile.

HOLD-Underperform: In our view, the stock's fundamentals are relatively less attractive than peers at the current price. Our thesis is based on our analysis of the company's outlook, financial performance, catalysts, valuation and risk profile.

SELL: We have a negative outlook on the stock based on our expected absolute or relative return over the investment period. Our thesis is based on our analysis of the company's outlook, financial performance, catalysts, valuation and risk profile. We recommend investors reduce their position.

Under Review: We actively follow the company, although our estimates, rating and target price are under review.

Restricted: The rating and target price have been suspended temporarily to comply with applicable regulations and/or Yuanta policies.

Note: Yuanta research coverage with a Target Price is based on an investment period of 12 months. Greater China Discovery Series coverage does not have a formal 12 month Target Price and the recommendation is based on an investment period specified by the analyst in the report.

Global Disclaimer

© 2018 Yuanta. All rights reserved. The information in this report has been compiled from sources we believe to be reliable, but we do not hold ourselves responsible for its completeness or accuracy. It is not an offer to sell or solicitation of an offer to buy any securities. All opinions and estimates included in this report constitute our judgment as of this date and are subject to change without notice.

This report provides general information only. Neither the information nor any opinion expressed herein constitutes an offer or invitation to make an offer to buy or sell securities or other investments. This material is prepared for general circulation to clients and is not intended to provide tailored investment advice and does not take into account the individual financial situation and objectives of any specific person who may receive this report. Investors should seek financial advice regarding the appropriateness of investing in any securities, investments or investment strategies discussed or recommended in this report. The information contained in this report has been compiled from sources believed to be reliable but no representation or warranty, express or implied, is made as to its accuracy, completeness or correctness. This report is not (and should not be construed as) a solicitation to act as securities broker or dealer in any jurisdiction by any person or company that is not legally permitted to carry on such business in that jurisdiction.

Yuanta research is distributed in the United States only to Major U.S. Institutional Investors (as defined in Rule 15a-6 under the Securities Exchange Act of 1934, as amended and SEC staff interpretations thereof). All transactions by a US person in the securities mentioned in this report must be effected through a registered broker-dealer under Section 15 of the Securities Exchange Act of 1934, as amended. Yuanta research is distributed in Taiwan by Yuanta Securities Investment Consulting. Yuanta research is distributed in Hong Kong by Yuanta Securities (Hong Kong) Co. Limited, which is licensed in Hong Kong by the Securities and Futures Commission for regulated activities, including Type 4 regulated activity (advising on securities). In Hong Kong, this research report may not be redistributed, retransmitted or disclosed, in whole or in part or and any form or manner, without the express written