

## 當日市場：指數在周末大幅下跌

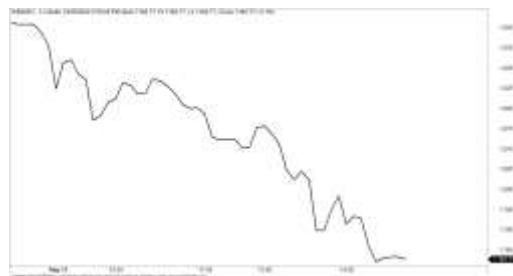
2022/05/16

### 市場走勢


市場指數	VNI	HNI	UPCOM
收盤	1,182.77	302.39	93.61
%日	-4.53%	-4.16%	-2.93%
%週	-11.02%	-11.96%	-8.12%
%月	-19.93%	-29.26%	-17.38%
%年	-6.28%	5.35%	15.33%
<b>成交值(Bil.VND)</b>			
當日	20,348	2,093	934
日均量/週	16,827	1,658	735
日均量/月	19,054	2,037	1,034
<b>外資進出</b>			
買進	2,800.35	34.21	26.23
賣出	2,212.62	37.73	18.69
買賣超	587.73	-3.52	7.54
<b>市場漲跌家數</b>			
上漲	29	45	83
下跌	364	201	358
持平	31	108	462
<b>市場指標</b>			
P/E	13.34	15.21	18.24
總市值 (兆盾)	4,945	370	1,293
股息殖利率	3.81%	2.07%	5.48%

資料源: Bloomberg - YSVN

VNINDEX



HNIINDEX



### 市場走勢

由於賣壓的持續，該指數在連續第二個交易日大幅下跌。VN-Index 收跌 4.53%，止於 1,182.77 點，HNX-Index 下跌 4.16%，Upcom-Index 下跌 2.93%。3 大市場的 0 交易額繼續增加至 21 兆 770 億越南盾。

VN-Index 錄得 199 檔跌停股，而 VN30-Index 錄得 7 檔跌停股。BVH、GVR、KDH、MSN、POW、STB、TCB 在跌停及沒有出現超買時錄得賣壓。VJC (+0.9%) 是當日 VN30-Index 中唯一上漲的股票。

E1VFN30 (+0.1%)、APH (+1.4%)、AAT (+1.4%) 在周末市場的跌幅中逆市。

外資回歸買超超過 5,920 億越南盾。FUEVFVND (6,180 億)、VNM (890 億)、DGC (680 億) 在買超方面領先。相反，HPG (2,250 億)、STB (740 億)、VCB (470 億) 被拋售最多的股票。

### 市場短期觀點

我們認為市場可能會出現復甦的階段，VN0-Index 可能在本週首個交易日仍能在 1,200 點附近震盪。同時，短期風險仍處於高位，指數可能會出現技術性復甦跨度，因此短期投資者在現階段不宜參與抄底。此外，短期情緒指標跌入至過度悲觀區域，顯示市場可能很快形成復甦的底部。

大盤短期走勢仍為下跌。因此，我們建議短期投資者可以繼續觀察市場，尤其是投資者需要限制賣出，因為市場可能很快在本週的第一個交易日復甦。

週線圖顯示，VN-Index 收盤下跌 11%，價格走勢圖下跌至 100 週均線。同時，中期趨勢仍維持跌勢，情緒指標跌入過度悲觀區域，因此市場可能很快形成中期底部。因此，我們建議中期投資者可以在下個交易週暫時停止賣出。

請在 <https://ysradar.yuanta.com.vn/> 查看有關股票的信號。

We Create Fortune

技術分析圖



指數技術分析圖 VN-Index



指數技術分析圖 HNX-Index

指數	短期趨勢	中期趨勢	阻力區 1	阻力區 2	支撐區 1	支撐區 2
VN-Index	下跌	下跌	1500	1530	1195	1100
HNX-Index	下跌	下跌	470	500	300	180
VN30	下跌	下跌	1550	1570	1445	960
VNMidcaps	下跌	下跌	1,730	1800	1650	963
VNSmallcaps	下跌	下跌	1430	1450	1400	804

We Create Fortune

胡志明市交易所 (HSX)

	收盤	漲跌%
VNI	1182.77	-4.53%
VN30	1223.76	-4.38%
VN Mid	1568.14	-5.46%
VN Small	1513.29	-5.68%

河內交易所 (HSX)

	收盤	漲跌%
HNI	302.39	-4.16%
HN30	506.98	-5.44%
VNX AllSh	1192.63	-4.75%

UPCOM 市場 (UPCoM)

	收盤	漲跌%
UPCoM	93.61	-2.93%

外資交易	成交值 (BiL.VND)
買進	2800.35
賣出	2212.62
買超/賣超	587.73

外資交易	成交值 (BiL.VND)
買進	34.21
賣出	37.73
買超/賣超	-3.52

外資交易	成交值 (BiL.VND)
買進	26.23
賣出	18.69
買超/賣超	7.54

上漲排名/ 股碼	漲跌(VND)	漲跌%
CSM	800	5.48%
VPH	230	2.62%
AAT	200	1.35%
TRA	900	0.94%
VJC	1100	0.88%

上漲排名/ 股碼	漲跌(VND)	漲跌%
POT	2800	10.00%
HDA	1000	4.20%
PVS	600	2.67%
APS	300	1.74%
API	500	1.15%

上漲排名/ 股碼	漲跌(VND)	漲跌%
CSI	313	0.51%
RCC	0	0.00%
VUA	-126	-0.28%
VLB	-132	-0.39%
SSH	-894	-0.90%

下跌排名/ 股碼	漲跌(VND)	漲跌%
PC1	-2450	-7.00%
DGC	-13800	-7.00%
GEX	-1550	-7.00%
PAN	-1550	-7.00%
HAH	-5500	-7.00%

下跌排名/ 股碼	漲跌(VND)	漲跌%
PSI	-900	-10.00%
TNG	-2800	-10.00%
TVC	-1000	-10.00%
PLC	-3000	-9.97%
L14	-13800	-9.94%

下跌排名/ 股碼	漲跌(VND)	漲跌%
HVG	-553	-13.83%
PGB	-3084	-12.85%
PVX	-652	-11.85%
DRI	-1244	-10.37%
VNA	-4138	-9.58%

\*備註: 市值>5,000 億盾; 成交值>15 億盾

市值排名/ 股碼	BiL.VND
VCB	364,404
VIC	301,301
VHM	300,016
GAS	202,113
HPG	171,089

市值排名/ 股碼	BiL.VND
THD	32,725
KSF	32,250
NVB	18,375
IDC	14,970
BAB	14,159

市值排名/ 股碼	BiL.VND
ACV	193,973
MCH	77,947
BSR	61,672
VEA	57,332
GE2	40,346

交易量排名/ 股碼	成交值	30 日均
HPG	43,297,700	17,522,900
SHB	42,402,282	8,901,135
FUEVFNVD	26,632,600	1,300,050
SSI	25,072,800	10,740,910
STB	23,869,900	12,859,180

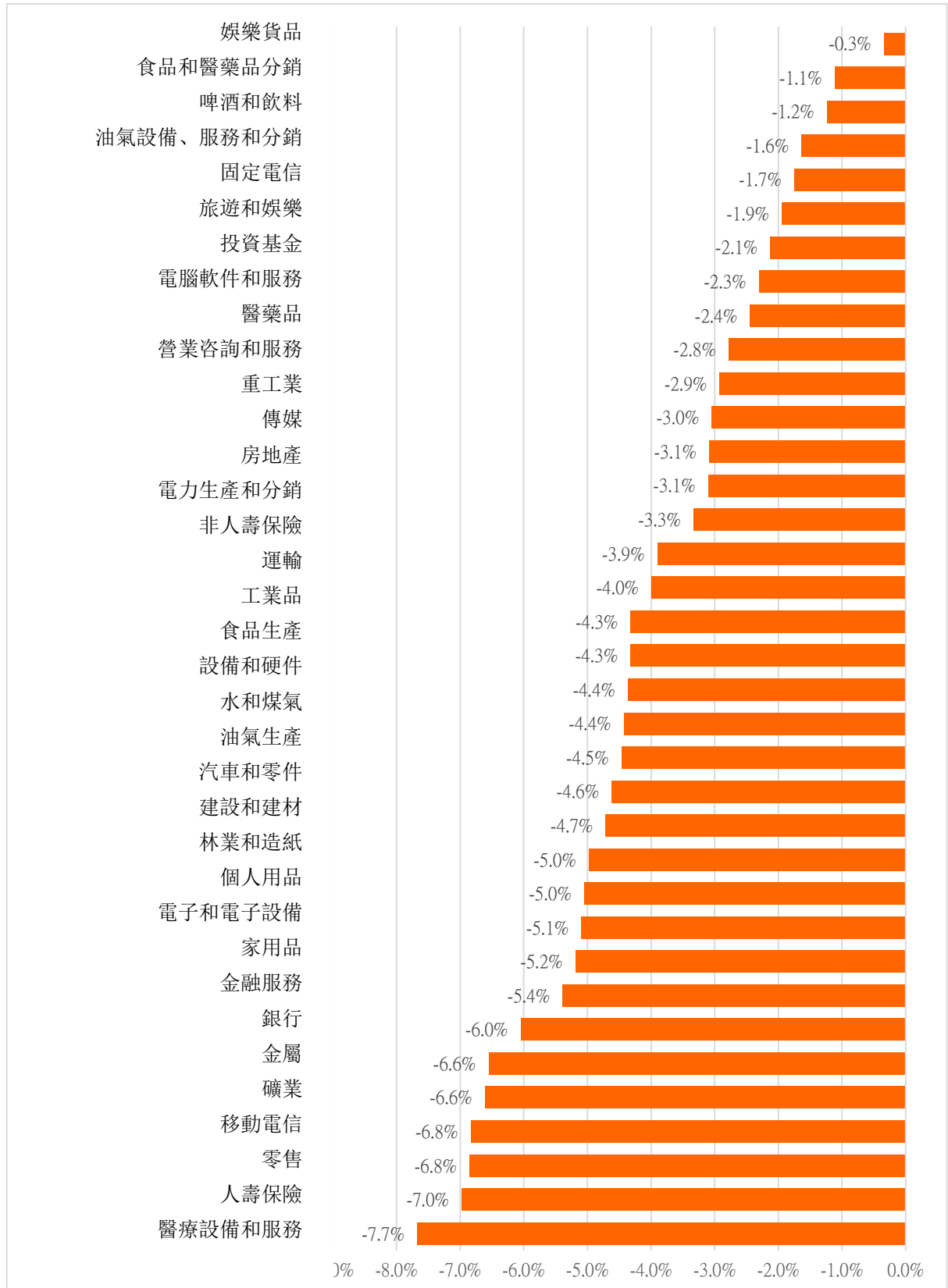
交易量排名/ 股碼	成交值	30 日均
PVS	14,852,016	10,055,167
SHS	13,423,743	4,803,600
CEO	6,600,518	4,327,912
KLF	4,767,269	5,544,658
HUT	3,938,543	3,643,724

交易量排 名/股碼	成交值	30 日均
BSR	8,617,145	5,807,216
PVX	6,255,135	1,116,513
HVG	4,388,700	594,079
C4G	4,260,820	3,242,753
VHG	4,001,625	4,475,078

資料源: Bloomberg & Yuanta Research

We Create Fortune

## 各行業板塊的交易走勢

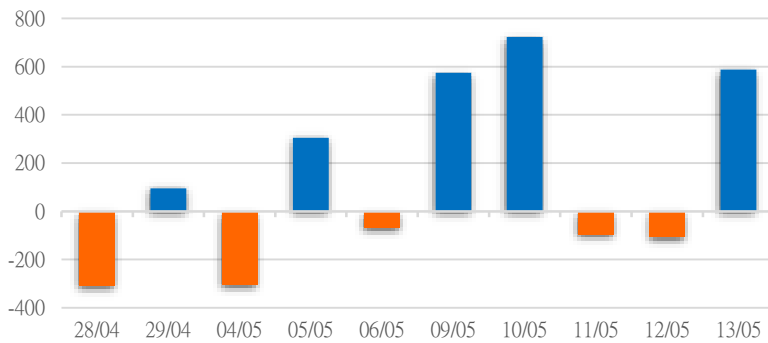


資料源: FiinPro - YSVN

We Create Fortune

## 外資買進賣統計

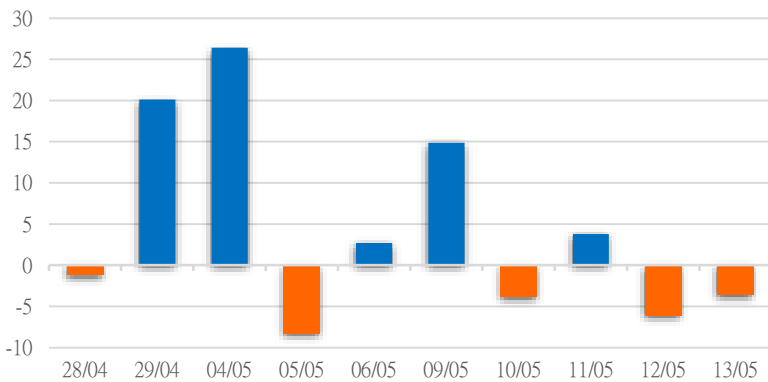
HSX 外資每日買/賣超



證券代碼	買超金額 (Mil.VND)	證券代碼	賣超金額 (Mil.VND)
FUEVFNVD	618,944	HPG	224,916
VNM	89,487	STB	74,822
CTG	68,618	VCB	47,878
VRE	55,342	KBC	43,549
DGC	49,086	VHM	37,416

HSX 外資買/賣超的前 5 名

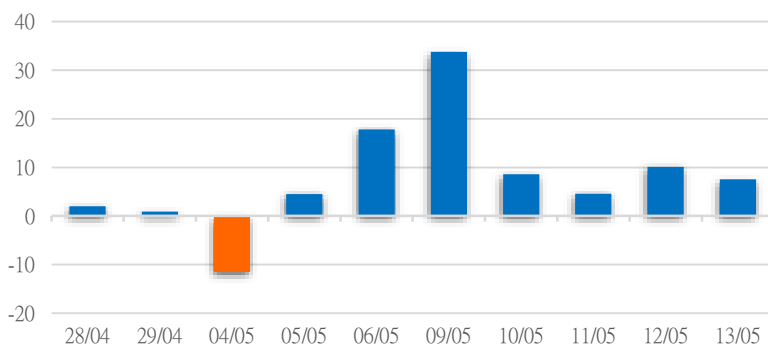
HNX 外資每日買/賣超



證券代碼	買超金額 (Mil.VND)	證券代碼	賣超金額 (Mil.VND)
PVS	10,077	SHS	27,554
PVI	9,398	DP3	1,271
TNG	4,531	THD	835
VCS	929	GKM	519
BVS	625	PLC	359

HNX 外資買/賣超的前 5 名

UPCOM 外資每日買/賣超



證券代碼	買超金額 (Mil.VND)	證券代碼	賣超金額 (Mil.VND)
QNS	8,827	ACV	1,302
CSI	877	BSR	1,184
SP2	467	SIG	616
SIP	284	GHC	542
MCM	238	VNA	302

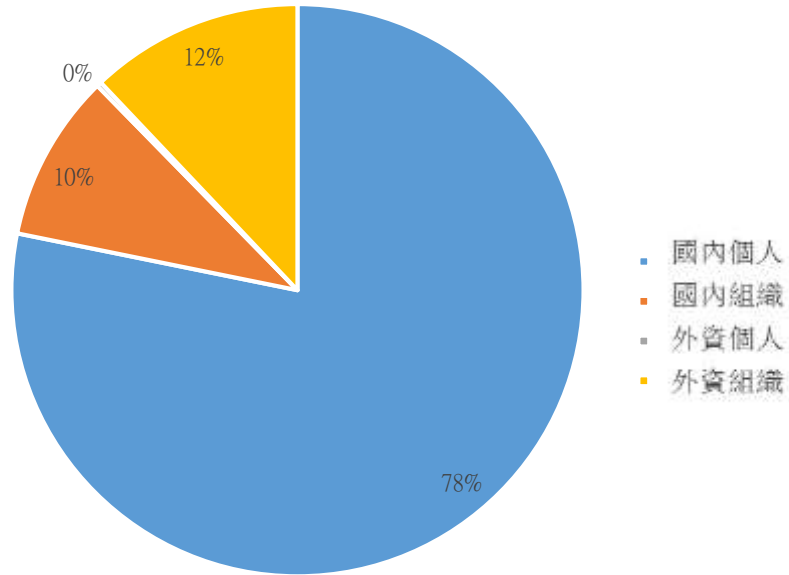
UPCOM 外資買/賣超的前 5 名

源: FiinPro - YSVN



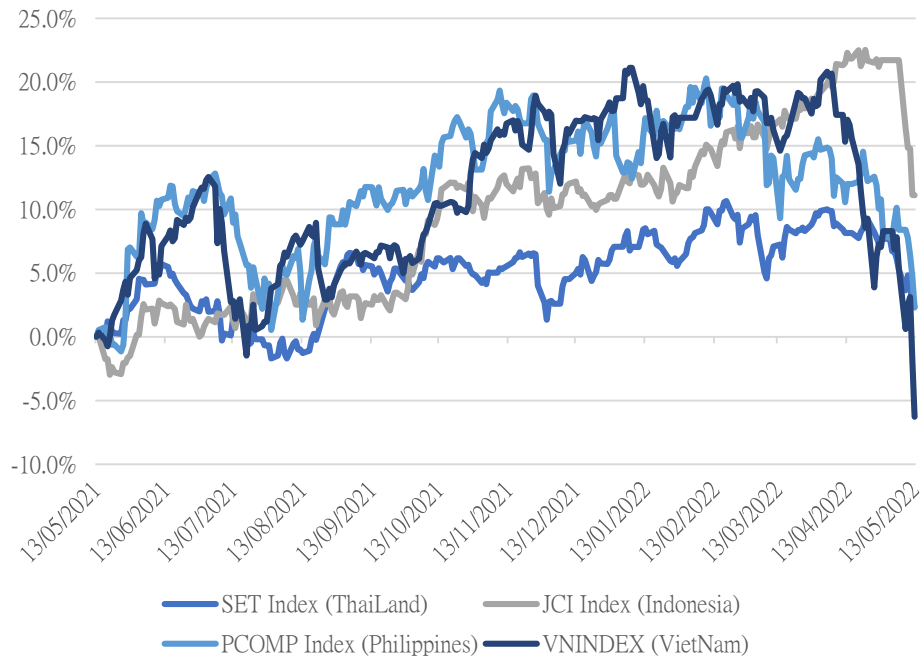
We Create **Fortune**

### 越南證券市場投資人類別統計



資料源: FiinPro - YSVN

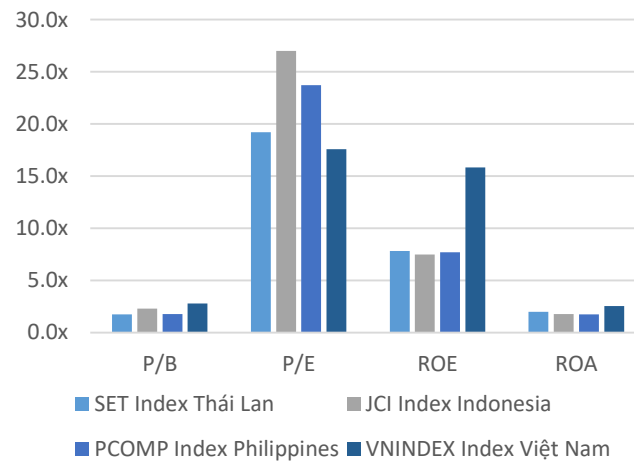
### 東南亞主要市場走勢比較



東南亞主要市場數據

		Thailand	Indonesia	Philippines	Vietnam
P/B		1.6x	2.1x	1.6x	2.0x
P/E		17.1x	16.64	18.2x	12.9x
ROE	%	9.71	12.65	9.00	15.80
ROA	%	2.48	3.23	2.04	2.57
Vốn hóa	Tỷ USD	540.33	604.92	172.63	212.80
GTGD	Triệu USD	2.45	1.12	0.11	0.60
LS cổ tức	%	2.81	2.34	2.03	1.41

源: Bloomberg & YSVN





We Create Fortune

## 元大證券（越南）公司

### 個人客戶分析部

**Nguyễn Thế Minh**  
研究分析經理  
+84 28 3622 6868 ext 3826  
minh.nguyen@yuanta.com.vn

**Lý Thị Hiền**  
研究分析主管  
+84 28 3622 6868 ext 3908  
hien.ly@yuanta.com.vn

**Quách Đức Khánh**  
研究分析副主管  
+84 28 3622 6868 ext 3833  
khanh.quach@yuanta.com.vn

**Khổng Hữu Hiệp**  
高級分析專員  
+84 28 3622 6868 ext 3912  
hiep.khong@yuanta.com.vn

**Nguyễn Trịnh Ngọc Hồng**  
高級分析專員  
+84 28 3622 6868 ext 3832  
hong.nguyen@yuanta.com.vn

**Phạm Tấn Phát**  
高級分析專員  
+84 28 3622 6868 ext 3880  
phat.pham@yuanta.com.vn

### 個人客戶業務部

**Phạm Đắc Thành**  
北部分行經理  
+84 28 3622 6868 ext 3416  
thanh.pham@yuanta.com.vn

**Võ Thị Thu Thủy**  
平陽分行經理  
+84 28 3622 6868 ext 3505  
thuy.vo@yuanta.com.vn

**Lương Kỳ Ty**  
堤岸分行經理  
+84 28 3622 6868 ext 3653  
ty.luong@yuanta.com.vn

**Bùi Quốc Phong**  
同奈分行經理  
+84 28 3622 6868 ext 3701  
phong.bui@yuanta.com.vn

**Võ Đình Tuấn**  
峴港分行經理  
+84 28 3622 6868 ext 3301  
tuan.vo@yuanta.com.vn

**Nguyễn Việt Quang**  
河內分行經理  
+84 28 3622 6868 ext 3404  
quang.nguyen@yuanta.com.vn

**Đinh Thị Thu Cúc**  
頭頓分行經理  
+84 28 3622 6868 ext 3203  
cuc.dinh@yuanta.com.vn



## Appendix A: Important Disclosures

### Analyst Certification

Each research analyst primarily responsible for the content of this research report, in whole or in part, certifies that with respect to each security or issuer that the analyst covered in this report: (1) all of the views expressed accurately reflect his or her personal views about those securities or issuers; and (2) no part of his or her compensation was, is, or will be, directly or indirectly, related to the specific recommendations or views expressed by that research analyst in the research report.

### Ratings Definitions

**BUY:** We have a positive outlook on the stock based on our expected absolute or relative return over the investment period. Our thesis is based on our analysis of the company's outlook, financial performance, catalysts, valuation and risk profile. We recommend investors add to their position.

**HOLD-Outperform:** In our view, the stock's fundamentals are relatively more attractive than peers at the current price. Our thesis is based on our analysis of the company's outlook, financial performance, catalysts, valuation and risk profile.

**HOLD-Underperform:** In our view, the stock's fundamentals are relatively less attractive than peers at the current price. Our thesis is based on our analysis of the company's outlook, financial performance, catalysts, valuation and risk profile.

**SELL:** We have a negative outlook on the stock based on our expected absolute or relative return over the investment period. Our thesis is based on our analysis of the company's outlook, financial performance, catalysts, valuation and risk profile. We recommend investors reduce their position.

**Under Review:** We actively follow the company, although our estimates, rating and target price are under review.

**Restricted:** The rating and target price have been suspended temporarily to comply with applicable regulations and/or Yuanta policies.

Note: Yuanta research coverage with a Target Price is based on an investment period of 12 months. Greater China Discovery Series coverage does not have a formal 12 month Target Price and the recommendation is based on an investment period specified by the analyst in the report.

### Global Disclaimer

© 2018 Yuanta. All rights reserved. The information in this report has been compiled from sources we believe to be reliable, but we do not hold ourselves responsible for its completeness or accuracy. It is not an offer to sell or solicitation of an offer to buy any securities. All opinions and estimates included in this report constitute our judgment as of this date and are subject to change without notice.

This report provides general information only. Neither the information nor any opinion expressed herein constitutes an offer or invitation to make an offer to buy or sell securities or other investments. This material is prepared for general circulation to clients and is not intended to provide tailored investment advice and does not take into account the individual financial situation and objectives of any specific person who may receive this report. Investors should seek financial advice regarding the appropriateness of investing in any securities, investments or investment strategies discussed or recommended in this report. The information contained in this report has been compiled from sources believed to be reliable but no representation or warranty, express or implied, is made as to its accuracy, completeness or correctness. This report is not (and should not be construed as) a solicitation to act as securities broker or dealer in any jurisdiction by any person or company that is not legally permitted to carry on such business in that jurisdiction.

Yuanta research is distributed in the United States only to Major U.S. Institutional Investors (as defined in Rule 15a-6 under the Securities Exchange Act of 1934, as amended and SEC staff interpretations thereof). All transactions by a US person in the securities mentioned in this report must be effected through a registered broker-dealer under Section 15 of the Securities Exchange Act of 1934, as amended. Yuanta research is distributed in Taiwan by Yuanta Securities Investment Consulting. Yuanta research is distributed in Hong Kong by Yuanta Securities (Hong Kong) Co. Limited, which is licensed in Hong Kong by the Securities and Futures Commission for regulated activities, including Type 4 regulated activity (advising on securities). In Hong Kong, this research report may not be redistributed, retransmitted or disclosed, in whole or in part or and any form or manner, without the express written