

## 當日市場：市場在本週最後一個交易日的供需平衡

2022/05/23

### 市場走勢

市場指數	VNI	HNI	UPCOM
收盤	1,240.71	307.02	94.11
%日	-0.07%	-0.32%	-0.50%
%週	4.90%	1.53%	0.53%
%月	-10.40%	-19.21%	-11.55%
%年	-2.93%	4.04%	18.01%
<b>成交值(Bil.VND)</b>			
當日	12,446	1,658	823
日均量/週	13,581	1,703	738
日均量/月	17,014	1,888	911
<b>外資進出</b>			
買進	902.15	9.51	60.89
賣出	1,322.35	7.54	22.40
買賣超	-420.21	1.97	38.49
<b>市場漲跌家數</b>			
上漲	185	100	229
下跌	159	99	182
持平	78	155	492
<b>市場指標</b>			
P/E	13.35	14.86	17.92
總市值 (兆盾)	4,956	361	1,267
股息殖利率	3.46%	1.89%	6.14%

資料源: Bloomberg - YSVN

VNINDEX



HNIINDEX



### 市場走勢

市場在本週最後一個交易日繼續震盪和分化。VNI-Index 收跌 0.07%，止於 1240.71 點，HNX-Index 下跌 0.32%，Upcom-Index 下跌 0.5%。3 大市場的交易額達到 13 兆 7,500 億越南盾。

市場在午盤調整時，則在本週最後一個交易日處於平衡的走勢，但低價需求仍然相當活躍。金融股強勁分化，如 ACB、BVH、HDB、MBB、TPB 和 VPB 上漲，而 BID、VCB、SSI、STB、TCB 下跌。

現金流流入中型股，如 DXG (+5.7%)、GEX (+1.8%)、HSG (+2.4%)、NKG (+3.5%)、DCM (+3.8%)、DPM (+ 3.7 %)、DIG (+6.3%) 等。

外資在當日賣超超過 3,800 億越南盾。HPG (1,650 億)、SSI (1,370 億)、VIC (710 億) 被拋售最多的股票。另一方面，DPM (1,380 億)、FUEVFNND (410 億)、DCM (300 億) 在買超方面領先。

### 市場短期觀點

我們認為市場將繼續在當前價格區間橫盤整理，如果流動性繼續下降，VN-Index 可能重新測試 1,200 點。同時，市場仍處於短期調整階段，因此指數可能在本週前幾個交易日繼續在窄幅波動。積極點是短期情緒指標從過度悲觀區域繼續復甦，並形成上漲背離信號，顯示投資者的悲觀情緒有所減弱，短期風險有逐漸下跌的跡象，但風險水平仍較高。

大盤短期走勢仍為下跌。因此，我們建議短期投資者可以繼續觀察市場。同時，短期投資者可以在出現短期買進信號和上漲的股票中，以低於 5% 的比例進行探索支付。

在周線圖上，指數處於技術性復甦階段，我們預計市場將在下個交易周繼續上漲。同時，中期趨勢仍保持下跌，中期現金流繼續走弱。積極點是 VN-Index 仍維持在 1,200-1,300 點，因此長期趨勢仍維持漲勢，尤其是中期情緒指標已跌入至過度悲觀區域，顯示市場可能建立中期底部，並可能會出現中期復甦。因此，我們建議中期投資者可以停止拋售和觀察市場。

請在 <https://ysradar.yuanta.com.vn/> 查看有關股票的信號。

We Create Fortune

技術分析圖



指數技術分析圖 VN-Index



指數技術分析圖 HNX-Index

指數	短期趨勢	中期趨勢	阻力區 1	阻力區 2	支撐區 1	支撐區 2
VN-Index	下跌	下跌	1500	1530	1310	1200
HNX-Index	下跌	下跌	470	500	300	180
VN30	下跌	下跌	1550	1570	1445	960
VNMidcaps	下跌	下跌	1,730	1800	1650	963
VNSmallcaps	下跌	下跌	1430	1450	1400	804

We Create Fortune

胡志明市交易所 (HSX)

	收盤	漲跌%
VNI	1240.71	-0.07%
VN30	1282.51	-0.08%
VN Mid	1677.28	0.69%
VN Small	1607.42	0.86%

河內交易所 (HSX)

	收盤	漲跌%
HNI	307.02	-0.32%
HN30	545.73	0.31%
VNX AllSh	1257.42	0.20%

UPCOM 市場 (UPCoM)

	收盤	漲跌%
UPCoM	94.11	-0.50%

外資交易	成交值 (BiL.VND)
買進	902.15
賣出	1322.35
買超/賣超	-420.21

外資交易	成交值 (BiL.VND)
買進	9.51
賣出	7.54
買超/賣超	1.97

外資交易	成交值 (BiL.VND)
買進	60.89
賣出	22.40
買超/賣超	38.49

上漲排名/ 股碼	漲跌(VND)	漲跌%
TVS	2200	7.00%
CKG	1300	6.99%
PET	2300	6.95%
CII	1350	6.94%
HAX	1300	6.88%

上漲排名/ 股碼	漲跌(VND)	漲跌%
HTP	3600	10.00%
AMV	800	9.88%
HUT	2300	9.75%
DTD	1000	4.17%
DP3	3500	3.78%

上漲排名/ 股碼	漲跌(VND)	漲跌%
BSR	1204	5.40%
PVX	226	4.71%
HVG	140	4.12%
BVB	550	3.96%
DDV	798	3.91%

下跌排名/ 股碼	漲跌(VND)	漲跌%
FUESSVFL	-1030	-5.57%
FUEVFNVD	-1370	-4.98%
KPF	-700	-4.73%
AGM	-1300	-4.15%
HAH	-3100	-4.07%

下跌排名/ 股碼	漲跌(VND)	漲跌%
THD	-4200	-6.98%
PVC	-800	-3.48%
DL1	-200	-2.90%
VNR	-700	-2.89%
PVS	-800	-2.83%

下跌排名/ 股碼	漲跌(VND)	漲跌%
PGB	-1746	-6.90%
SSH	-3841	-4.29%
VNB	-325	-2.23%
CSI	-1061	-1.30%
QNS	-491	-1.09%

\*備註: 市值>5,000 億盾; 成交值>15 億盾

市值排名/ 股碼	BiL.VND
VCB	359,671
VIC	297,106
VHM	291,743
GAS	202,496
BID	175,278

市值排名/ 股碼	BiL.VND
KSF	26,400
THD	21,070
NVB	19,488
IDC	15,000
BAB	14,611

市值排名/ 股碼	BiL.VND
ACV	185,637
VGI	89,677
MCH	73,839
BSR	69,082
VEA	57,079

交易量排名/ 股碼	成交值	30 日均
HAG	20,467,100	13,762,005
SSI	16,547,700	13,874,665
STB	14,328,800	17,139,715
HPG	13,929,400	19,684,780
GEX	13,138,400	13,513,845

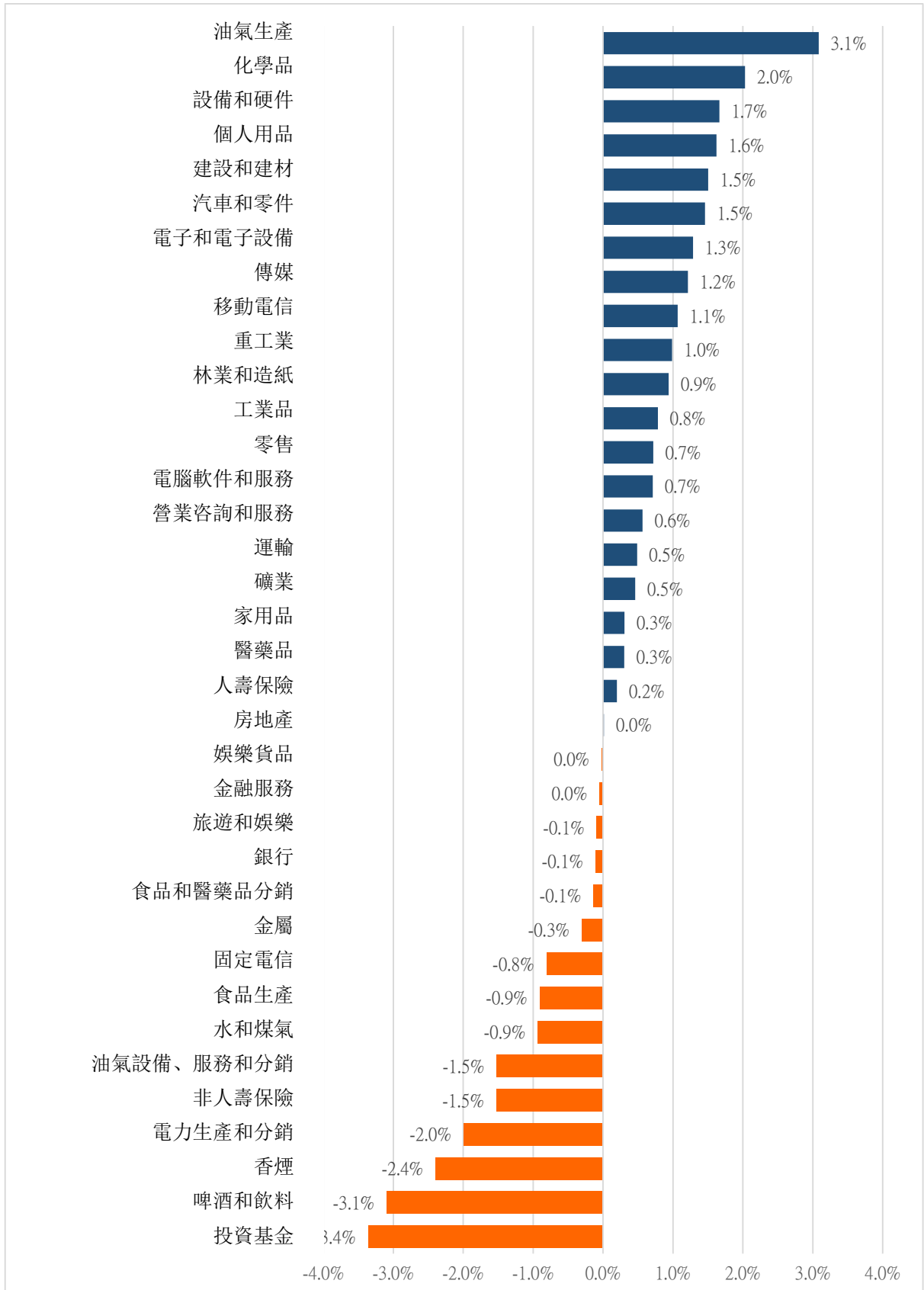
交易量排名/ 股碼	成交值	30 日均
PVS	10,653,997	12,046,511
SHS	8,594,754	6,992,577
HUT	4,715,348	3,417,830
CEO	4,627,547	4,801,136
IDC	3,130,291	3,564,984

交易量排 名/股碼	成交值	30 日均
BSR	10,138,740	6,750,402
PVX	3,471,977	1,263,885
C4G	3,454,145	3,388,623
VHG	2,491,058	4,162,302
HVG	2,466,510	788,683

資料源: Bloomberg & Yuanta Research

We Create Fortune

### 各行業板塊的交易走勢

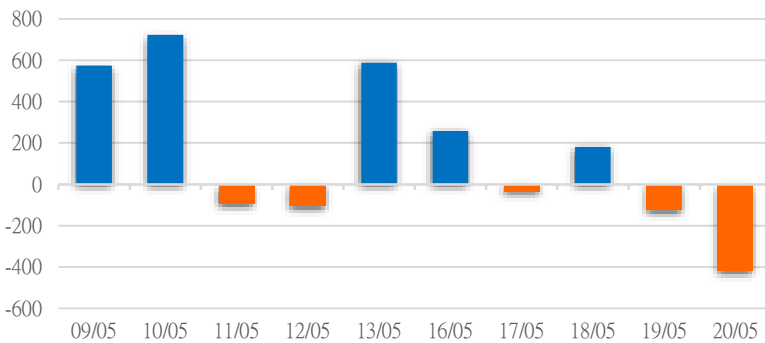


資料源: FiinPro - YSVN

We Create Fortune

### 外資買進賣統計

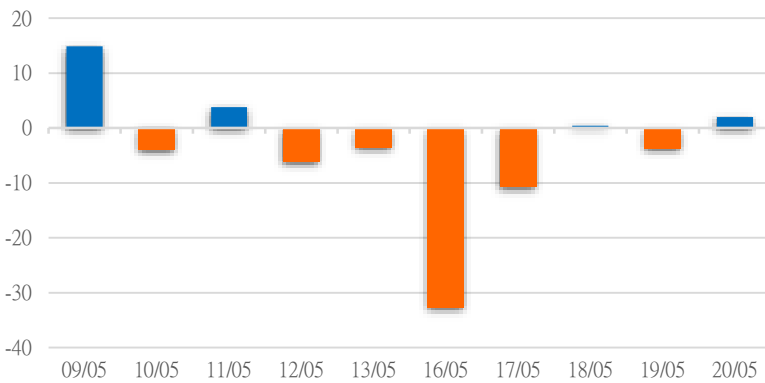
HSX 外資每日買/賣超



證券代碼	買超金額 (Mil.VND)	證券代碼	賣超金額 (Mil.VND)
DPM	130,082	HPG	165,731
FUEVFNVD	41,453	SSI	137,144
DCM	29,879	VIC	71,650
HDB	21,693	DGC	44,232
HDG	20,723	VCI	31,956

HSX 外資買/賣超的前 5 名

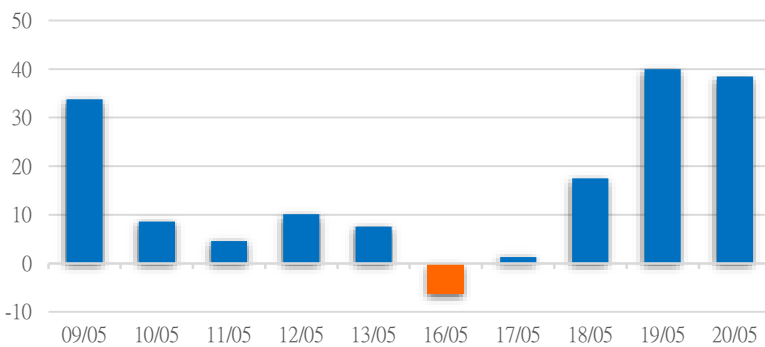
HNX 外資每日買/賣超



證券代碼	買超金額 (Mil.VND)	證券代碼	賣超金額 (Mil.VND)
CEO	3,083	DP3	1,409
IDC	2,895	PVS	1,278
PVI	1,186	DL1	881
NVB	431	CLH	497
VNR	77	THD	475

HNX 外資買/賣超的前 5 名

UPCOM 外資每日買/賣超



證券代碼	買超金額 (Mil.VND)	證券代碼	賣超金額 (Mil.VND)
BSR	46,315	NTC	2,328
VEA	2,716	CLX	973
ACV	1,078	BVB	710
CMT	722	CSI	695
MCM	240	VLB	344

UPCOM 外資買/賣超的前 5 名

源: FiinPro - YSVN

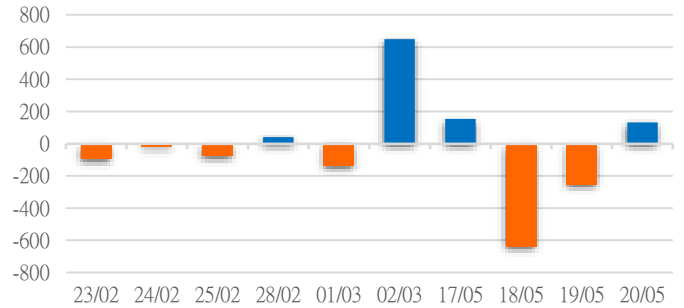
We Create Fortune

## 自營統計

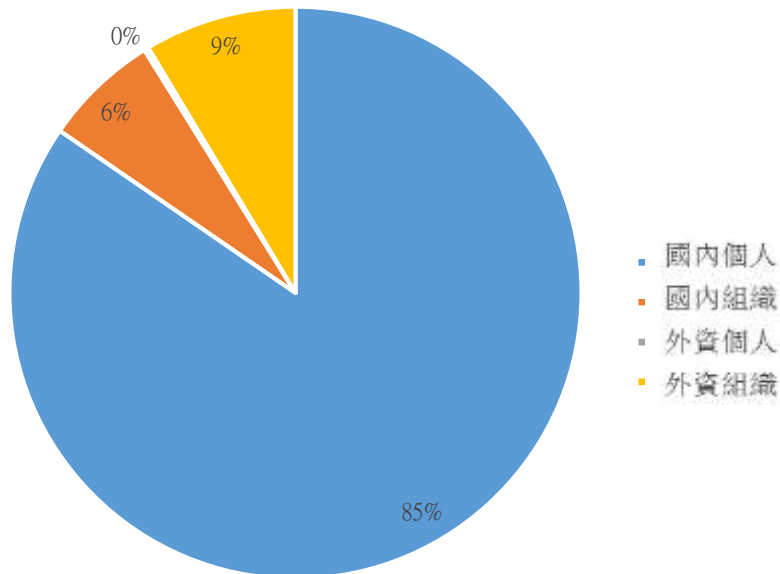
證券代碼	買超金額 (Mil.VND)	證券代碼	賣超金額 (Mil.VND)
APH	30,000	BCM	20,294
FPT	20,224	HDG	13,305
VPB	14,295	HPX	10,200
MWG	13,972	MSN	7,580
PNJ	13,725	DGC	4,340

券商自營交易最大前名

券商自營交易每日買/賣超  
(Bil.VND)

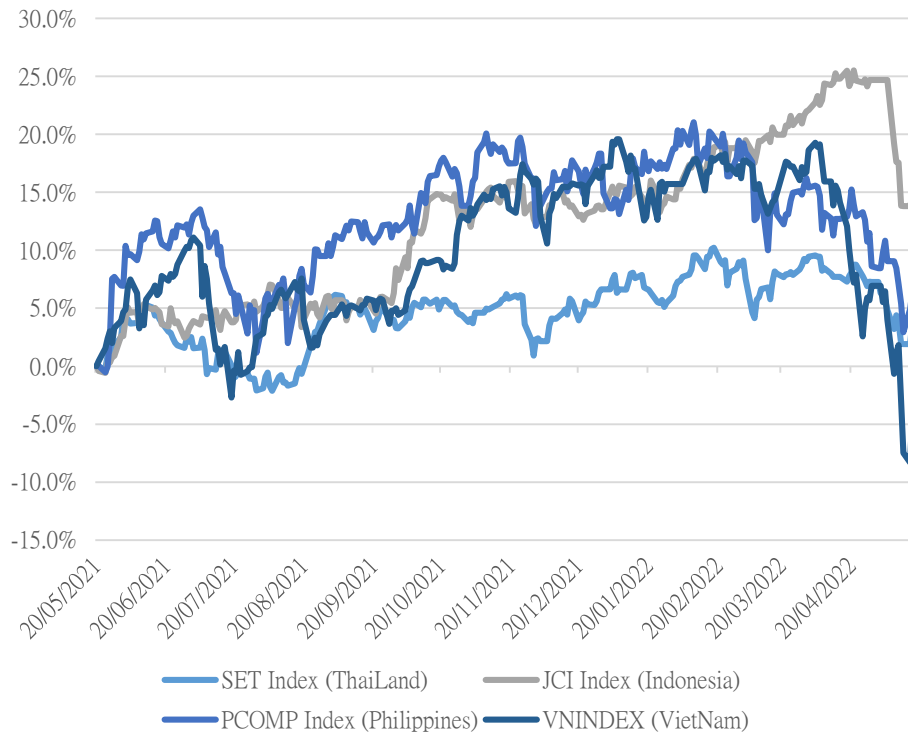


## 越南證券市場投資人類別統計



資料源: FiinPro - YSVN

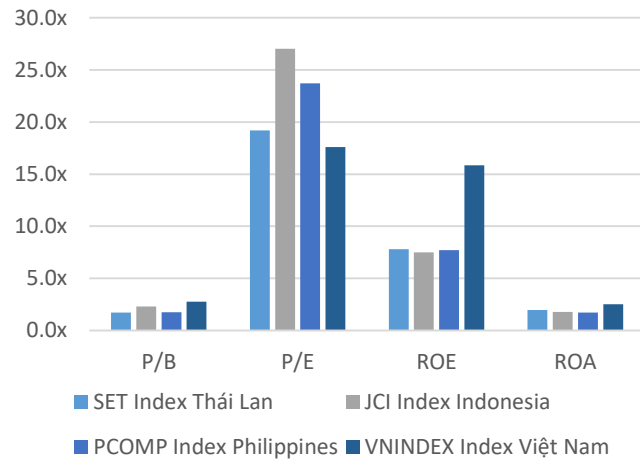
### 東南亞主要市場走勢比較



東南亞主要市場數據

		Thailand	Indonesia	Philippines	Vietnam
P/B		1.6x	2.1x	1.7x	2.1x
P/E		17.6x	16.93	19.4x	13.5x
ROE	%	9.40	12.78	8.95	15.76
ROA	%	2.38	3.27	2.03	2.58
Vốn hóa	Tỷ USD	554.16	616.30	177.83	212.83
GTGD	Triệu USD	1.53	1.15	0.12	0.50
LS cổ tức	%	2.75	2.28	1.91	1.33

源: Bloomberg & YSVN





We Create Fortune

## 元大證券（越南）公司

### 個人客戶分析部

**Nguyễn Thế Minh**  
研究分析經理  
+84 28 3622 6868 ext 3826  
minh.nguyen@yuanta.com.vn

**Lý Thị Hiền**  
研究分析主管  
+84 28 3622 6868 ext 3908  
hien.ly@yuanta.com.vn

**Quách Đức Khánh**  
研究分析副主管  
+84 28 3622 6868 ext 3833  
khanh.quach@yuanta.com.vn

**Khổng Hữu Hiệp**  
高級分析專員  
+84 28 3622 6868 ext 3912  
hiep.khong@yuanta.com.vn

**Nguyễn Trịnh Ngọc Hồng**  
高級分析專員  
+84 28 3622 6868 ext 3832  
hong.nguyen@yuanta.com.vn

**Phạm Tấn Phát**  
高級分析專員  
+84 28 3622 6868 ext 3880  
phat.pham@yuanta.com.vn

### 個人客戶業務部

**Phạm Đắc Thành**  
北部分行經理  
+84 28 3622 6868 ext 3416  
thanh.pham@yuanta.com.vn

**Võ Thị Thu Thủy**  
平陽分行經理  
+84 28 3622 6868 ext 3505  
thuy.vo@yuanta.com.vn

**Lương Kỳ Ty**  
堤岸分行經理  
+84 28 3622 6868 ext 3653  
ty.luong@yuanta.com.vn

**Bùi Quốc Phong**  
同奈分行經理  
+84 28 3622 6868 ext 3701  
phong.bui@yuanta.com.vn

**Võ Đình Tuấn**  
峴港分行經理  
+84 28 3622 6868 ext 3301  
tuan.vo@yuanta.com.vn

**Nguyễn Việt Quang**  
河內分行經理  
+84 28 3622 6868 ext 3404  
quang.nguyen@yuanta.com.vn

**Đinh Thị Thu Cúc**  
頭頓分行經理  
+84 28 3622 6868 ext 3203  
cuc.dinh@yuanta.com.vn



## Appendix A: Important Disclosures

### Analyst Certification

Each research analyst primarily responsible for the content of this research report, in whole or in part, certifies that with respect to each security or issuer that the analyst covered in this report: (1) all of the views expressed accurately reflect his or her personal views about those securities or issuers; and (2) no part of his or her compensation was, is, or will be, directly or indirectly, related to the specific recommendations or views expressed by that research analyst in the research report.

### Ratings Definitions

**BUY:** We have a positive outlook on the stock based on our expected absolute or relative return over the investment period. Our thesis is based on our analysis of the company's outlook, financial performance, catalysts, valuation and risk profile. We recommend investors add to their position.

**HOLD-Outperform:** In our view, the stock's fundamentals are relatively more attractive than peers at the current price. Our thesis is based on our analysis of the company's outlook, financial performance, catalysts, valuation and risk profile.

**HOLD-Underperform:** In our view, the stock's fundamentals are relatively less attractive than peers at the current price. Our thesis is based on our analysis of the company's outlook, financial performance, catalysts, valuation and risk profile.

**SELL:** We have a negative outlook on the stock based on our expected absolute or relative return over the investment period. Our thesis is based on our analysis of the company's outlook, financial performance, catalysts, valuation and risk profile. We recommend investors reduce their position.

**Under Review:** We actively follow the company, although our estimates, rating and target price are under review.

**Restricted:** The rating and target price have been suspended temporarily to comply with applicable regulations and/or Yuanta policies.

Note: Yuanta research coverage with a Target Price is based on an investment period of 12 months. Greater China Discovery Series coverage does not have a formal 12 month Target Price and the recommendation is based on an investment period specified by the analyst in the report.

### Global Disclaimer

© 2018 Yuanta. All rights reserved. The information in this report has been compiled from sources we believe to be reliable, but we do not hold ourselves responsible for its completeness or accuracy. It is not an offer to sell or solicitation of an offer to buy any securities. All opinions and estimates included in this report constitute our judgment as of this date and are subject to change without notice.

This report provides general information only. Neither the information nor any opinion expressed herein constitutes an offer or invitation to make an offer to buy or sell securities or other investments. This material is prepared for general circulation to clients and is not intended to provide tailored investment advice and does not take into account the individual financial situation and objectives of any specific person who may receive this report. Investors should seek financial advice regarding the appropriateness of investing in any securities, investments or investment strategies discussed or recommended in this report. The information contained in this report has been compiled from sources believed to be reliable but no representation or warranty, express or implied, is made as to its accuracy, completeness or correctness. This report is not (and should not be construed as) a solicitation to act as securities broker or dealer in any jurisdiction by any person or company that is not legally permitted to carry on such business in that jurisdiction.

Yuanta research is distributed in the United States only to Major U.S. Institutional Investors (as defined in Rule 15a-6 under the Securities Exchange Act of 1934, as amended and SEC staff interpretations thereof). All transactions by a US person in the securities mentioned in this report must be effected through a registered broker-dealer under Section 15 of the Securities Exchange Act of 1934, as amended. Yuanta research is distributed in Taiwan by Yuanta Securities Investment Consulting. Yuanta research is distributed in Hong Kong by Yuanta Securities (Hong Kong) Co. Limited, which is licensed in Hong Kong by the Securities and Futures Commission for regulated activities, including Type 4 regulated activity (advising on securities). In Hong Kong, this research report may not be redistributed, retransmitted or disclosed, in whole or in part or and any form or manner, without the express written