

當日市場：市場的指數繼續上漲


2022/05/26

市場走勢

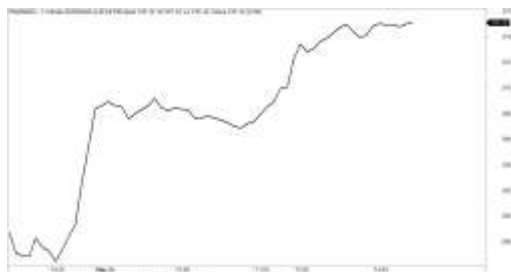
市場指數	VNI	HNI	UPCOM
收盤	1,268.43	314.91	94.78
%日	2.84%	2.93%	1.78%
%週	2.23%	1.64%	0.05%
%月	-3.24%	-6.70%	-4.78%
%年	-3.07%	4.42%	14.32%
成交值(Bil.VND)			
當日	16,548	2,179	988
日均量/週	13,700	1,806	905
日均量/月	15,789	1,790	832
外資進出			
買進	1,046.64	31.62	53.47
賣出	1,041.89	8.98	37.27
買賣超	4.75	22.64	16.21
市場漲跌家數			
上漲	338	172	219
下跌	36	47	106
持平	48	135	578
市場指標			
P/E	13.18	14.72	17.83
總市值 (兆盾)	4,920	358	1,260
股息殖利率	3.60%	1.89%	6.13%

資料源: Bloomberg - YSVN

VNINDEX



HNIINDEX



市場走勢

需求得以維持，幫助指數將上漲勢頭延續至連續第二個交易日。指數收於盤中最高價位，VNI-Index 收盤上漲 2.84%，收於 1268.43 點，HNX-Index 上漲 2.93%，Upcom-Index 上漲 1.78%。3 大市場的交易額達到 18 兆 3,650 億越南盾。

當該兩檔股票漲停時，VN30-Index 收盤上漲 2.98%，需求強勁參與 FPT 和 PNJ。同時，VPB、VNM、TPB、TCB、VRE、MWG、MBB、POW、ACB、BID、BVH、CTG 等股票上漲 3% 以上。HPG (-1.3%) 是 VN30 -Index 中唯一下跌的股票，而 NKG、HSG 逆轉並再次上漲。

上漲趨勢在市場上擴散，需求維持推高價格，幫助許多股票漲停，如 GEX，VIX，DCM，DPM，SCR，APH，IDI 等。

外資在當日繼續買超超過 430 億越南盾。DCM（600 億）、DPM（580 億）、VNM（440 億）在買超方面領先。另一方面，HPG（1,740 億）、DXG（660 億）和 VND（600 億）被拋售最多的股票。

市場短期觀點

我們認為市場將繼續復甦，VN-Index 可能重新測試 1,275 點。同時，市場仍處於短期調整階段，但積極點是現金流指標強勁增長。此外，短期情緒指標大幅上漲，顯示短期投資者較為樂觀，並增加短期機會。然而，短期風險尚未完全大幅下跌，因此短期投資者應僅以 5% 的低比例買進新股。

大盤短期走勢仍為下跌，但 VNMidcaps 指數的短期趨勢調整從下跌至上漲。因此，我們建議短期投資者可以在大幅上漲和出現短期買進點的股票，以 5% 的低比例買進新股。

請在 <https://ysradar.yuanta.com.vn/> 查看有關股票的信號。

We Create Fortune

熱門技術分析圖



We Create Fortune

技術分析圖



指數技術分析圖 VN-Index



指數技術分析圖 HNX-Index

指數	短期趨勢	中期趨勢	阻力區 1	阻力區 2	支撐區 1	支撐區 2
VN-Index	下跌	下跌	1500	1530	1310	1200
HNX-Index	下跌	下跌	470	500	300	180
VN30	下跌	下跌	1550	1570	1445	960
VNMidcaps	上漲	下跌	1,730	1800	1650	963
VNSmallcaps	下跌	下跌	1430	1450	1400	804

We Create Fortune

胡志明市交易所 (HSX)

	收盤	漲跌%
VNI	1268.43	2.84%
VN30	1310.7	2.98%
VN Mid	1732.24	3.91%
VN Small	1654.83	3.55%

河內交易所 (HSX)

	收盤	漲跌%
HNI	314.91	2.93%
HN30	567.81	4.03%
VNX AllSh	1289.32	3.26%

UPCOM 市場 (UPCoM)

	收盤	漲跌%
UPCoM	94.78	1.78%

外資交易	成交值 (BiL.VND)
買進	1046.64
賣出	1041.89
買超/賣超	4.75

外資交易	成交值 (BiL.VND)
買進	31.62
賣出	8.98
買超/賣超	22.64

外資交易	成交值 (BiL.VND)
買進	53.47
賣出	37.27
買超/賣超	16.21

上漲排名/ 股碼	漲跌(VND)	漲跌%
HHV	1050	7.00%
PVT	1350	6.99%
VOS	1000	6.99%
DQC	1650	6.99%
CTD	3200	6.99%

上漲排名/ 股碼	漲跌(VND)	漲跌%
CEO	4000	9.95%
LIG	800	9.88%
IDJ	1900	9.74%
TNG	2400	8.42%
OCH	800	7.84%

上漲排名/ 股碼	漲跌(VND)	漲跌%
VNA	3014	7.97%
MSR	1362	6.58%
PXL	647	6.16%
TCI	553	5.64%
SGP	1297	5.17%

下跌排名/ 股碼	漲跌(VND)	漲跌%
ROS	-160	-3.51%
HPG	-450	-1.29%
HAI	-30	-0.87%
VPG	-400	-0.86%
PDR	-400	-0.75%

下跌排名/ 股碼	漲跌(VND)	漲跌%
HDA	-200	-0.83%
BNA	0	0.00%
HTP	0	0.00%
KLF	0	0.00%
NTP	0	0.00%

下跌排名/ 股碼	漲跌(VND)	漲跌%
PRT	-211	-1.29%
VLB	-300	-0.88%
NTC	-1451	-0.84%
APF	-267	-0.40%
SKH	-33	-0.12%

*備註：市值>5,000 億盾；成交值>15 億盾

市值排名/ 股碼	BiL.VND
VCB	357,778
VIC	295,961
VHM	291,307
GAS	202,496
BID	170,725

市值排名/ 股碼	BiL.VND
KSF	25,260
THD	19,845
NVB	19,210
IDC	15,450
BAB	14,460

市值排名/ 股碼	BiL.VND
ACV	187,235
VGI	89,025
MCH	73,002
BSR	72,415
VEA	57,712

交易量排名/ 股碼	成交值	30 日均
HPG	39,492,041	20,778,285
STB	20,351,500	18,506,885
SSI	17,343,300	15,526,990
SHB	16,856,500	10,288,420
GEX	16,250,792	12,855,405

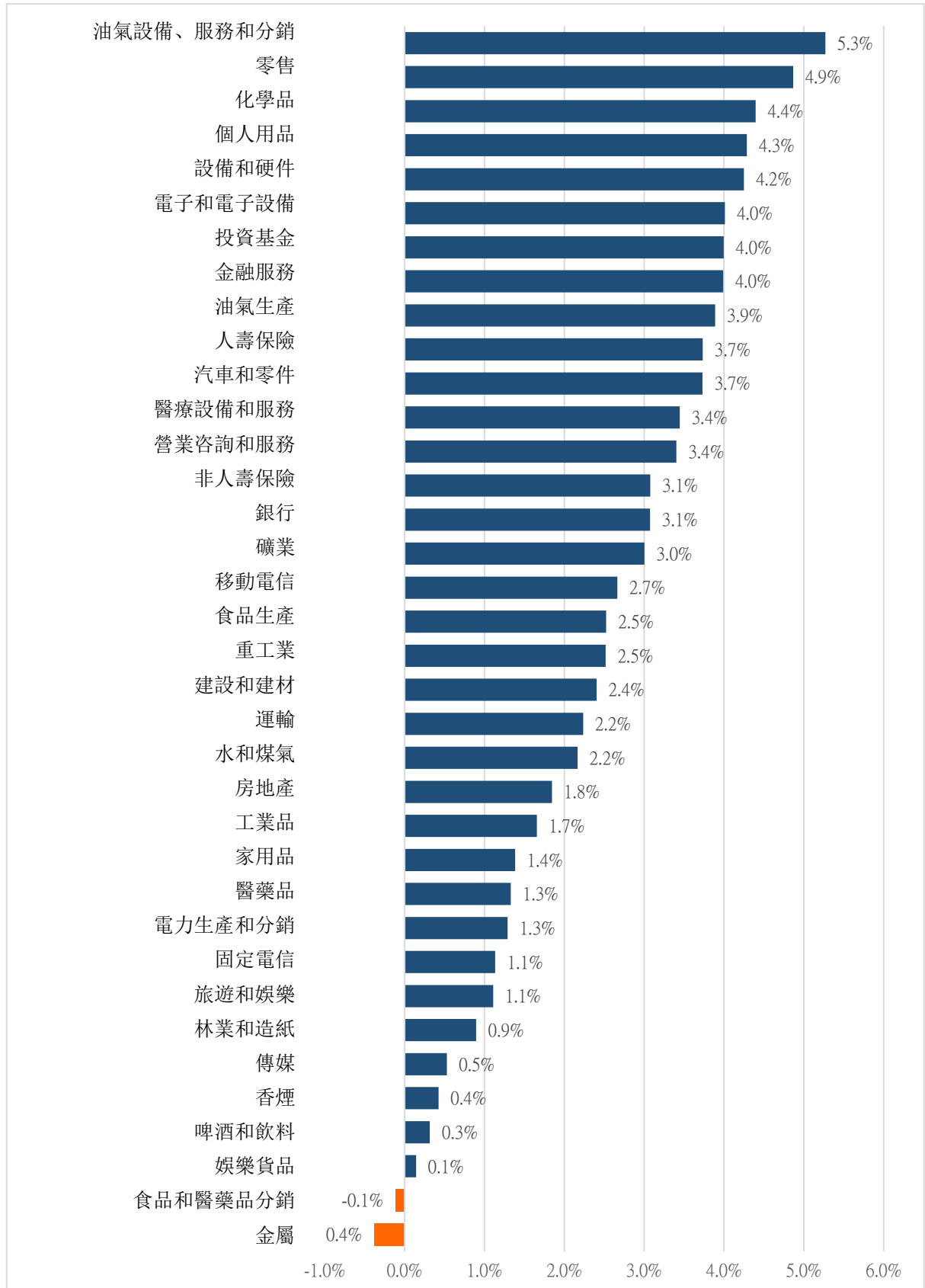
交易量排名/ 股碼	成交值	30 日均
PVS	14,521,865	11,513,184
SHS	13,987,395	7,774,011
CEO	7,024,067	4,741,809
IDJ	4,768,640	2,202,891
KLF	4,213,904	4,710,180

交易量排 名/股碼	成交值	30 日均
BSR	10,362,778	7,061,826
ABB	5,139,331	1,738,682
C4G	4,786,361	3,401,529
VGT	2,838,587	2,073,823
VHG	2,342,816	3,541,570

資料源: Bloomberg & Yuanta Research

We Create Fortune

各行業板塊的交易走勢

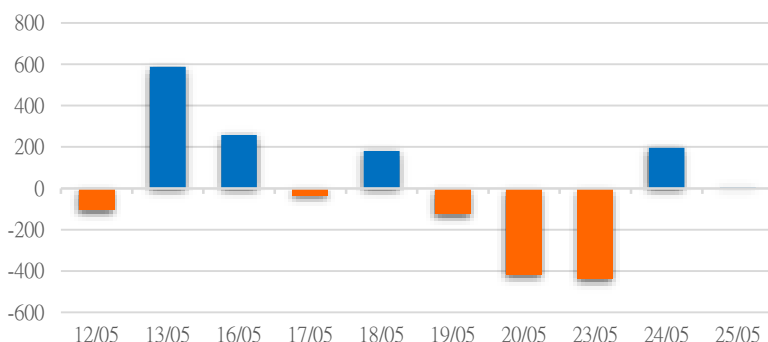


資料源: FiinPro - YSVN

We Create Fortune

外資買進賣統計

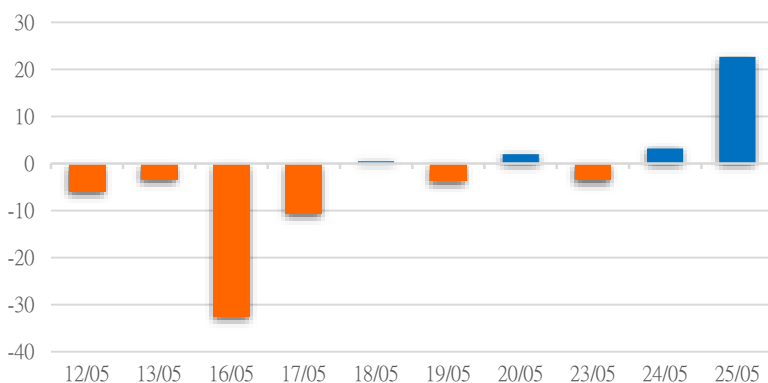
HSX 外資每日買/賣超



證券代碼	買超金額 (Mil.VND)	證券代碼	賣超金額 (Mil.VND)
DCM	60,103	HPG	74,094
DPM	58,370	DXG	65,546
VNM	44,316	VND	59,512
CTG	32,230	SSI	43,665
VRE	31,059	VCI	31,852

HSX 外資買/賣超的前 5 名

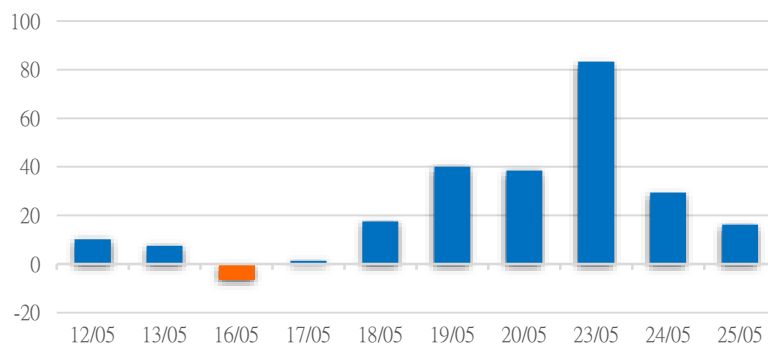
HNX 外資每日買/賣超



證券代碼	買超金額 (Mil.VND)	證券代碼	賣超金額 (Mil.VND)
PVS	16,143	PSD	2,020
PVI	5,715	NTP	1,289
IDC	3,232	THD	360
BAX	1,014	HMH	195
CEO	245	SHE	189

HNX 外資買/賣超的前 5 名

UPCOM 外資每日買/賣超



證券代碼	買超金額 (Mil.VND)	證券代碼	賣超金額 (Mil.VND)
BSR	35,133	NTC	4,936
QNS	3,074	CLX	3,274
QTP	1,152	VEA	3,228
ACV	1,132	CSI	689
MPC	360	LTG	462

UPCOM 外資買/賣超的前 5 名

源: FiinPro - YSVN



We Create Fortune

自營統計

證券代碼	買超金額 (Mil.VND)	證券代碼	賣超金額 (Mil.VND)
MWG	32,509	DXG	67,357
PNJ	32,182	EIB	50,644
MBB	21,990	HSG	22,615
VPB	21,730	NKG	20,073
REE	19,340	DPM	17,318

HSX 自營交易最大前名

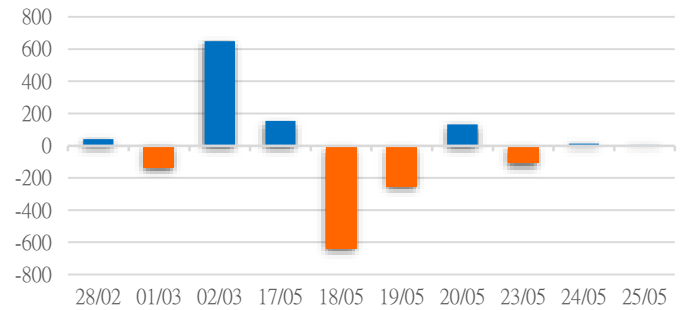
Mã CK	Giá trị mua ròng (tr. VND)	Mã CK	Giá trị Bán ròng (tr. VND)
TDT	0.68	IDC	1,840
DL1	0.37		

HNX 自營交易最大前名

Mã CK	Giá trị mua ròng (tr. VND)	Mã CK	Giá trị Bán ròng (tr. VND)
		OIL	2,957
		BSR	717
		QNS	420

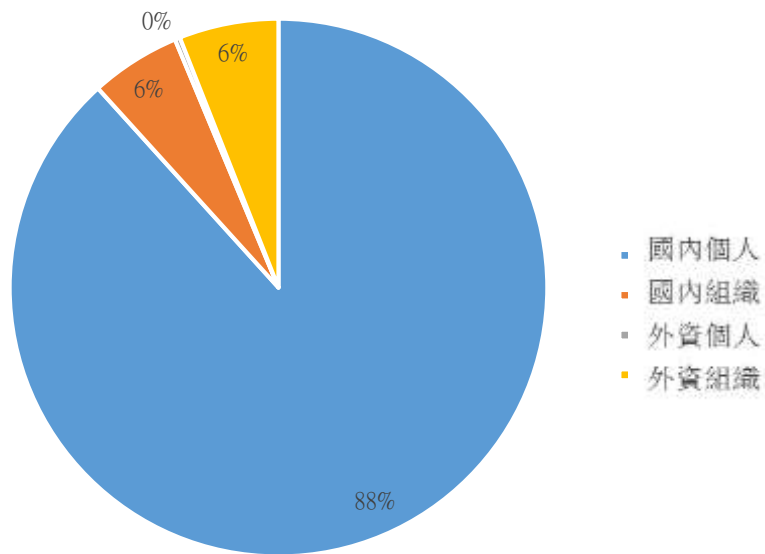
UPCoM 自營交易最大前名

券商自營交易每日買/賣超
(Bil.VND)



We Create Fortune

越南證券市場投資人類別統計

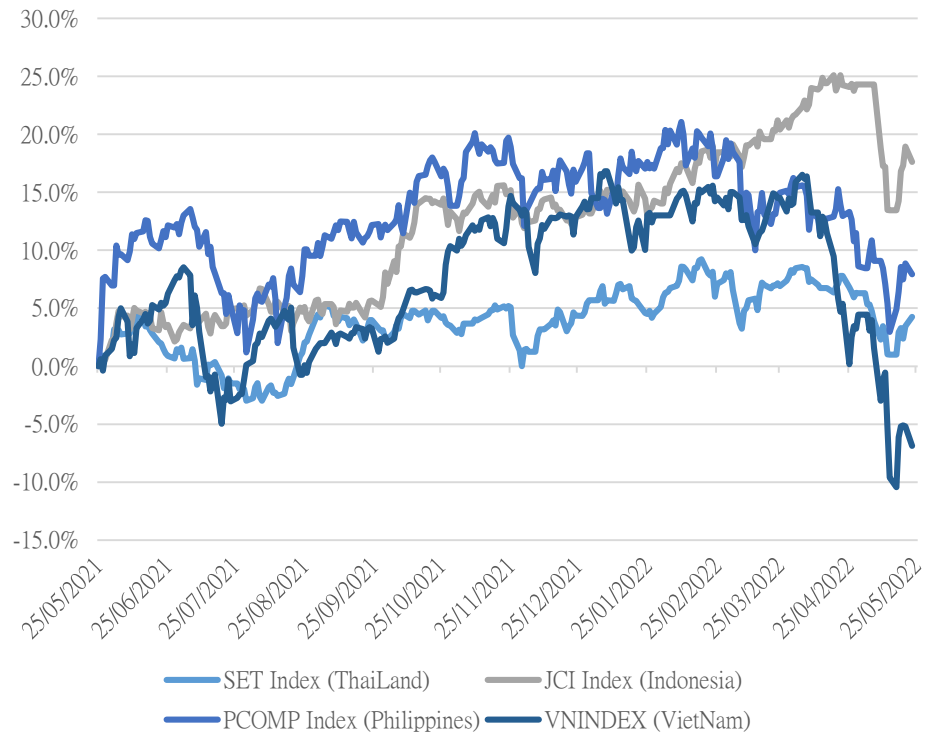


資料源: FiinPro - YSVN



We Create Fortune

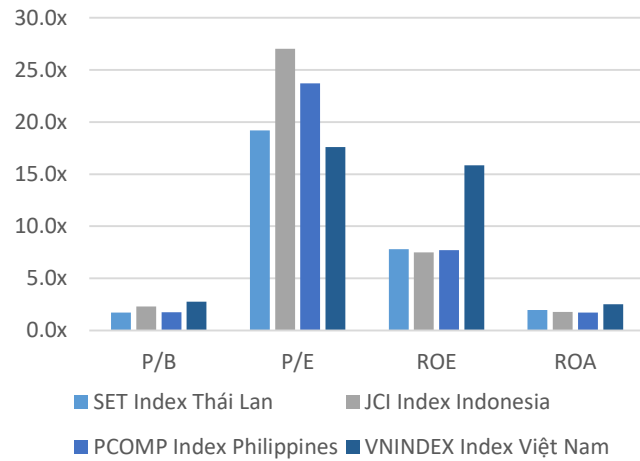
東南亞主要市場走勢比較



東南亞主要市場數據

		Thailand	Indonesia	Philippines	Vietnam
P/B		1.2x	2.1x	1.6x	2.1x
P/E		18.2x	16.33	18.9x	13.6x
ROE	%	9.20	13.02	8.95	15.93
ROA	%	2.34	3.34	2.03	2.61
Vốn hóa	Tỷ USD	563.19	622.84	175.23	210.84
GTGD	Triệu USD	1.67	1.04	0.10	0.52
LS cổ tức	%	2.74	2.30	1.94	1.31

源: Bloomberg & YSVN





We Create Fortune

元大證券（越南）公司

個人客戶分析部

Nguyễn Thế Minh
研究分析經理
+84 28 3622 6868 ext 3826
minh.nguyen@yuanta.com.vn

Lý Thị Hiền
研究分析主管
+84 28 3622 6868 ext 3908
hien.ly@yuanta.com.vn

Quách Đức Khánh
研究分析副主管
+84 28 3622 6868 ext 3833
khanh.quach@yuanta.com.vn

Khổng Hữu Hiệp
高級分析專員
+84 28 3622 6868 ext 3912
hiep.khong@yuanta.com.vn

Nguyễn Trịnh Ngọc Hồng
高級分析專員
+84 28 3622 6868 ext 3832
hong.nguyen@yuanta.com.vn

Phạm Tấn Phát
高級分析專員
+84 28 3622 6868 ext 3880
phat.pham@yuanta.com.vn

個人客戶業務部

Phạm Đắc Thành
北部分行經理
+84 28 3622 6868 ext 3416
thanh.pham@yuanta.com.vn

Võ Thị Thu Thủy
平陽分行經理
+84 28 3622 6868 ext 3505
thuy.vo@yuanta.com.vn

Lương Kỳ Ty
堤岸分行經理
+84 28 3622 6868 ext 3653
ty.luong@yuanta.com.vn

Bùi Quốc Phong
同奈分行經理
+84 28 3622 6868 ext 3701
phong.bui@yuanta.com.vn

Võ Đình Tuấn
峴港分行經理
+84 28 3622 6868 ext 3301
tuan.vo@yuanta.com.vn

Nguyễn Việt Quang
河內分行經理
+84 28 3622 6868 ext 3404
quang.nguyen@yuanta.com.vn

Đinh Thị Thu Cúc
頭頓分行經理
+84 28 3622 6868 ext 3203
cuc.dinh@yuanta.com.vn

Appendix A: Important Disclosures

Analyst Certification

Each research analyst primarily responsible for the content of this research report, in whole or in part, certifies that with respect to each security or issuer that the analyst covered in this report: (1) all of the views expressed accurately reflect his or her personal views about those securities or issuers; and (2) no part of his or her compensation was, is, or will be, directly or indirectly, related to the specific recommendations or views expressed by that research analyst in the research report.

Ratings Definitions

BUY: We have a positive outlook on the stock based on our expected absolute or relative return over the investment period. Our thesis is based on our analysis of the company's outlook, financial performance, catalysts, valuation and risk profile. We recommend investors add to their position.

HOLD-Outperform: In our view, the stock's fundamentals are relatively more attractive than peers at the current price. Our thesis is based on our analysis of the company's outlook, financial performance, catalysts, valuation and risk profile.

HOLD-Underperform: In our view, the stock's fundamentals are relatively less attractive than peers at the current price. Our thesis is based on our analysis of the company's outlook, financial performance, catalysts, valuation and risk profile.

SELL: We have a negative outlook on the stock based on our expected absolute or relative return over the investment period. Our thesis is based on our analysis of the company's outlook, financial performance, catalysts, valuation and risk profile. We recommend investors reduce their position.

Under Review: We actively follow the company, although our estimates, rating and target price are under review.

Restricted: The rating and target price have been suspended temporarily to comply with applicable regulations and/or Yuanta policies.

Note: Yuanta research coverage with a Target Price is based on an investment period of 12 months. Greater China Discovery Series coverage does not have a formal 12 month Target Price and the recommendation is based on an investment period specified by the analyst in the report.

Global Disclaimer

© 2018 Yuanta. All rights reserved. The information in this report has been compiled from sources we believe to be reliable, but we do not hold ourselves responsible for its completeness or accuracy. It is not an offer to sell or solicitation of an offer to buy any securities. All opinions and estimates included in this report constitute our judgment as of this date and are subject to change without notice.

This report provides general information only. Neither the information nor any opinion expressed herein constitutes an offer or invitation to make an offer to buy or sell securities or other investments. This material is prepared for general circulation to clients and is not intended to provide tailored investment advice and does not take into account the individual financial situation and objectives of any specific person who may receive this report. Investors should seek financial advice regarding the appropriateness of investing in any securities, investments or investment strategies discussed or recommended in this report. The information contained in this report has been compiled from sources believed to be reliable but no representation or warranty, express or implied, is made as to its accuracy, completeness or correctness. This report is not (and should not be construed as) a solicitation to act as securities broker or dealer in any jurisdiction by any person or company that is not legally permitted to carry on such business in that jurisdiction.

Yuanta research is distributed in the United States only to Major U.S. Institutional Investors (as defined in Rule 15a-6 under the Securities Exchange Act of 1934, as amended and SEC staff interpretations thereof). All transactions by a US person in the securities mentioned in this report must be effected through a registered broker-dealer under Section 15 of the Securities Exchange Act of 1934, as amended. Yuanta research is distributed in Taiwan by Yuanta Securities Investment Consulting. Yuanta research is distributed in Hong Kong by Yuanta Securities (Hong Kong) Co. Limited, which is licensed in Hong Kong by the Securities and Futures Commission for regulated activities, including Type 4 regulated activity (advising on securities). In Hong Kong, this research report may not be redistributed, retransmitted or disclosed, in whole or in part or and any form or manner, without the express written