

市場在漲跌交替的走勢上漲

2022/06/10

合約走勢					
	收盤	+/-	交易量	到期日	剩餘時間
單位	點數	點數	合約	日期	日
VN30F2112	1335.3	2.3	264,559	16/06	7
VN30F2201	1336.1	4.7	791	21/07	42
VN30F2203	1333.9	4.3	100	15/09	98
VN30F2206	1334.0	2.5	115	15/12	189

源自 Bloomberg - YSVN

合約更改交易量和持倉量					
	交易量		+/-	OI	+/-
單位	合約	%	%		%
VN30F2112	264,559	-1.1%	34,012		
VN30F2201	791	-44.2%	1305		
VN30F2203	100	-37.9%	175		
VN30F2206	115	-6.5%	255		

源自: Bloomberg - YSVN

合約的基差變動			
	基差	前一盤	+/-
單位	點數	點數	點數
VN30F2112	-7.6	-9.0	1.4
VN30F2201	-6.8	-9.0	2.2
VN30F2203	-9.0	-12.4	3.4
VN30F2206	-8.9	-10.5	1.6

源自: Bloomberg - YSVN

合約走勢

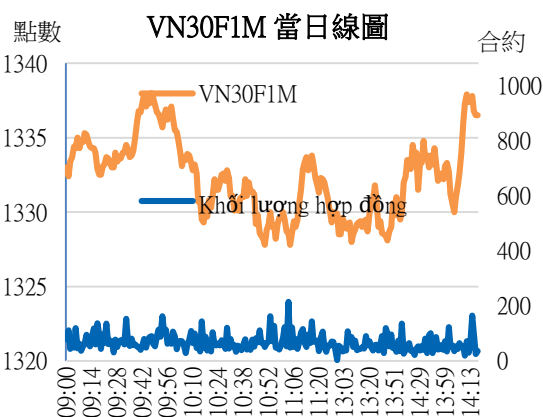
- 4 個期貨合約收漲 2-5 點。與 VN30-Index 相比，VN30F2206 的基差錄得負 8 點。
- VN30F2206 成交量比前一交易日減少 1%，VN30F2207 減少 44%，VN30F2209 減少 38%，VN30F2212 減少 7%。

VN30F1M 的評估

- VN30F2206 形成小日線燭，顯示收窄波動和價格走勢圖仍維持在 1324-1327 點以上，因此 VN30F2206 在接下來的幾個交易日很可能會上漲至 1343-1345 點和 1355 點以上。
- 在日線圖上，短期趨勢仍維持漲勢，阻力於 1350-1357 點附近。

投資策略

當天策略 (Intraday)	投資者考慮在 1324-1330 點開設多頭，停損於 1322 點，止盈在 1340-1343 點。
主要短期趨勢策略 (Daily)	持有多頭的投資者在價格收於 1320 點以下時追隨停損趨勢，並止盈在 1350-1357 點。



Pham Tan Phat

高級分析專員

Email: phat.pham@yuanta.com.vn

Phone: (084) 28 3622 6868 ext 3880

We Create Fortune

VN30F1M 合約走勢圖

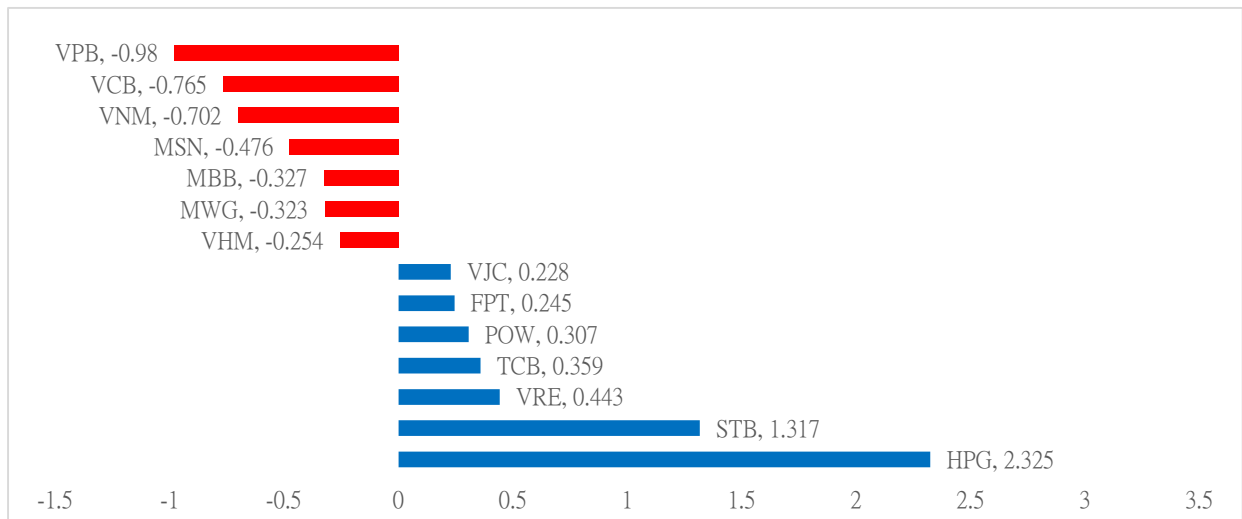


	VN30F2206-Daily	VN30F2206-1H
趨勢	上漲	上漲
支撐 1	1200	1325
支撐 2	1140	1322
阻力 1	1340	1343
阻力 2	1413	1350

VN30-INDEX 指數走勢

VN30-Index 收盤上漲 0.07%，其中 HPG、STB 和 VRE 對指數的漲幅影響最大。相反，VPB、VCB 和 VNM 對指數的負面影響最大。

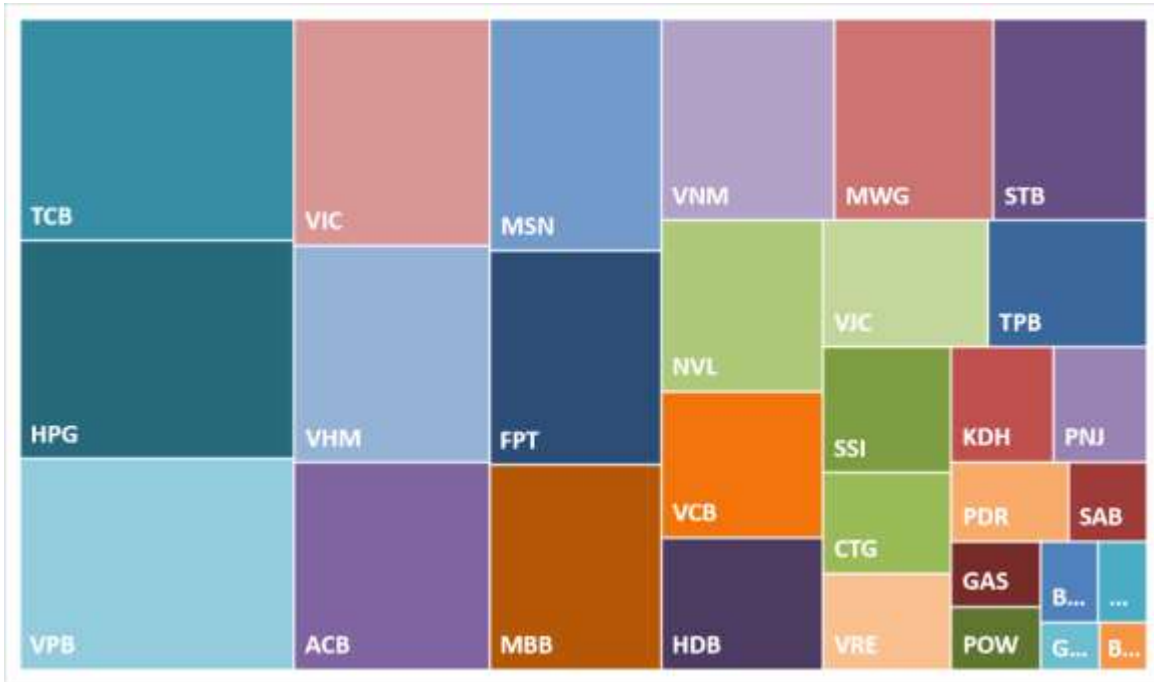
VN30-INDEX 中最有影響力的成份股





We Create Fortune

VN30-INDEX 中的資本化



VCB 的走勢圖





We Create **Fortune**

期貨合約的價格，交易量和持倉量

日期	VN30F2110	交易量	持倉量
09/06/2022	1,335.3	264,559	34,012
08/06/2022	1,333.0	267,430	34,012
07/06/2022	1,315.0	278,664	34,646
06/06/2022	1,315.0	224,785	33,843
03/06/2022	1,318.5	233,565	30,306
02/06/2022	1,315.0	253,099	35,060
01/06/2022	1,320.5	225,070	30,521
31/05/2022	1,325.6	204,143	29,781

日期	VN30F2111	交易量	持倉量
09/06/2022	1336.1	791	1,305
08/06/2022	1331.4	1,417	1,305
07/06/2022	1311	1,125	884
06/06/2022	1315.3	825	867
03/06/2022	1317.2	339	595
02/06/2022	1314	408	553
01/06/2022	1318	333	398
31/05/2022	1325	333	358

日期	VN30F2112	交易量	持倉量
09/06/2022	1,333.9	100	175
08/06/2022	1,329.6	161	175
07/06/2022	1,300.1	32	163
06/06/2022	1,313.7	89	168
03/06/2022	1,315.5	42	167
02/06/2022	1,311.2	33	162
01/06/2022	1,313.4	578	154
31/05/2022	1,320.1	539	634

日期	VN30F2203	交易量	持倉量
09/06/2022	1334	115	255
08/06/2022	1331.5	123	255
07/06/2022	1298.3	444	250
06/06/2022	1313.3	111	231
03/06/2022	1313.1	47	205
02/06/2022	1313.6	454	197
01/06/2022	1320	562	683
31/05/2022	1323.3	187	165



We Create Fortune

VN30-INDEX 中的成分股

股碼	公司名稱	行業	比重	收盤價	資本化	PER	PBR	3 個月平均交易量	外資持有	52 週最高	52 週最底
		單位	%	VND	Bil. VND	x	x	'000 cp	%	VND	VND
BID	越南投資與發展商業股份銀行	金融	0.5%	34,500	174,519	15.2	2.0	1,866	17%	49,950	30,055
KDH	Khang Dien 房屋貿易投資股份公司	房地產	1.3%	41,050	26,393	21.9	2.5	1,136	32%	57,500	34,545
CTG	越南工商股份銀行	金融	1.6%	27,700	133,119	10.8	1.4	4,970	26%	42,458	23,500
ACB	亞洲商業股份銀行	金融	5.8%	25,750	86,969	8.4	1.8	4,838	30%	30,560	22,000
PLX	越南油氣集團	能源	0.5%	46,900	59,591	24.0	2.3	1,716	17%	65,900	37,050
BVH	Bao Viet 集團	金融	0.3%	55,000	40,828	21.8	1.9	1,776	26%	70,000	47,000
FPT	FPT 發展投資工藝股份公司	科技	7.0%	115,300	105,407	22.4	5.5	2,783	49%	118,900	79,000
GAS	越南氣體總公司 - 股份公司	公用服務	1.0%	127,600	244,220	25.0	4.5	891	3%	132,500	85,000
POW	越南天然氣股份總公司	公用服務	0.7%	15,900	37,236	18.5	1.3	12,862	2%	20,800	9,980
HDB	胡志明市發展商業股份銀行	金融	2.8%	25,800	51,915	8.0	1.7	3,121	17%	33,950	21,500
HPG	Hoa Phat (和發) 集團股份公司	原材料	6.5%	33,800	151,185	4.5	1.5	20,250	21%	58,400	32,650
MBB	軍隊貿易股份銀行	金融	4.5%	27,800	105,037	7.7	1.6	11,157	23%	34,900	24,100
MSN	Masan 集團股份公司	必需消費品	5.3%	118,500	167,872	16.8	6.1	1,152	29%	145,833	85,700
MWG	世界移動通信投資股份公司	非必需消費品	6.1%	152,800	111,827	21.7	5.0	1,801	49%	162,800	90,000
NVL	Nova 房地產投資集團股份公司	房地產	4.1%	76,500	149,158	35.3	4.1	3,932	6%	94,351	72,500
PNJ	Phu Nhuan (富潤) 珠寶股份公司	非必需消費品	2.1%	128,500	31,144	23.6	3.9	1,125	49%	131,100	84,900
GVR	越南橡膠工業集團	原材料	0.3%	27,450	109,800	25.0	2.2	2,188	1%	43,300	21,000
PDR	Phat Dat 開發房地產股份公司	房地產	1.1%	53,200	35,732	19.2	4.9	3,464	2%	73,221	50,800
TPB	Tien Phong 股份商業銀行	金融	2.0%	30,050	47,532	9.1	1.7	3,662	30%	44,000	23,259
SAB	西貢啤酒 - 酒精 - 飲料股份公司	必需消費品	0.9%	157,000	100,681	26.3	4.7	190	63%	181,400	139,800
SSI	SSI 西貢證券股份公司	金融	1.6%	29,000	28,790	9.6	1.9	12,777	34%	57,700	25,050
STB	西貢商信銀行 (sacombank)	金融	3.1%	22,300	42,040	10.7	1.2	15,652	21%	36,700	18,600
TCB	越南技商股份銀行 (Techcombank)	金融	6.7%	37,400	131,308	6.8	1.3	6,748	22%	58,600	32,550
VCB	越南外商貿易股份銀行	金融	3.2%	77,800	368,190	16.0	3.1	1,136	24%	96,000	73,000
VHM	Vinhomes 股份公司	房地產	6.5%	68,300	297,403	7.8	2.3	4,260	23%	93,769	59,200
VIC	Vingroup 集團股份公司	房地產	7.6%	78,100	297,868	#N/A N/A	2.8	2,520	12%	109,600	72,700
VJC	Vietjet 越捷航空股份公司	工業	2.7%	127,800	69,218	353.6	4.0	767	17%	149,000	109,200
VNM	越南牛奶股份公司	必需消費品	4.6%	70,200	146,715	16.0	4.6	2,511	54%	93,600	65,200
VPB	Viet Nam Thinh Vuong (越南繁榮) 貿易股份銀行	金融	7.7%	31,500	140,032	8.1	1.6	15,482	17%	41,050	28,950
VRE	Vincom Retail 股份公司	房地產	2.0%	30,900	70,215	77.1	2.3	3,967	31%	37,000	25,100



We Create Fortune

元大證券（越南）公司

個人客戶分析部

Nguyễn Thế Minh
研究分析經理
+84 28 3622 6868 ext 3826
minh.nguyen@yuanta.com.vn

Lý Thị Hiền
研究分析主管
+84 28 3622 6868 ext 3908
hien.ly@yuanta.com.vn

Quách Đức Khánh
研究分析副主管
+84 28 3622 6868 ext 3833
khanh.quach@yuanta.com.vn

Khổng Hữu Hiệp
高級分析專員
+84 28 3622 6868 ext 3912
hiep.khong@yuanta.com.vn

Nguyễn Trịnh Ngọc Hồng
高級分析專員
+84 28 3622 6868 ext 3832
hong.nguyen@yuanta.com.vn

Phạm Tấn Phát
高級分析專員
+84 28 3622 6868 ext 3880
phat.pham@yuanta.com.vn

個人客戶業務部

Phạm Đắc Thành
北部分行經理
+84 28 3622 6868 ext 3416
thanh.pham@yuanta.com.vn

Võ Thị Thu Thủy
平陽分行經理
+84 28 3622 6868 ext 3505
thuy.vo@yuanta.com.vn

Lương Kỳ Ty
堤岸分行經理
+84 28 3622 6868 ext 3653
ty.luong@yuanta.com.vn

Bùi Quốc Phong
同奈分行經理
+84 28 3622 6868 ext 3701
phong.bui@yuanta.com.vn

Võ Đình Tuấn
峴港分行經理
+84 28 3622 6868 ext 3301
tuan.vo@yuanta.com.vn

Nguyễn Việt Quang
河內分行經理
+84 28 3622 6868 ext 3404
quang.nguyen@yuanta.com.vn

Đinh Thị Thu Cúc
頭頓分行經理
+84 28 3622 6868 ext 3203
cuc.dinh@yuanta.com.vn



Appendix A: Important Disclosures

Analyst Certification

Each research analyst primarily responsible for the content of this research report, in whole or in part, certifies that with respect to each security or issuer that the analyst covered in this report: (1) all of the views expressed accurately reflect his or her personal views about those securities or issuers; and (2) no part of his or her compensation was, is, or will be, directly or indirectly, related to the specific recommendations or views expressed by that research analyst in the research report.

Ratings Definitions

BUY: We have a positive outlook on the stock based on our expected absolute or relative return over the investment period. Our thesis is based on our analysis of the company's outlook, financial performance, catalysts, valuation and risk profile. We recommend investors add to their position.

HOLD-Outperform: In our view, the stock's fundamentals are relatively more attractive than peers at the current price. Our thesis is based on our analysis of the company's outlook, financial performance, catalysts, valuation and risk profile.

HOLD-Underperform: In our view, the stock's fundamentals are relatively less attractive than peers at the current price. Our thesis is based on our analysis of the company's outlook, financial performance, catalysts, valuation and risk profile.

SELL: We have a negative outlook on the stock based on our expected absolute or relative return over the investment period. Our thesis is based on our analysis of the company's outlook, financial performance, catalysts, valuation and risk profile. We recommend investors reduce their position.

Under Review: We actively follow the company, although our estimates, rating and target price are under review.

Restricted: The rating and target price have been suspended temporarily to comply with applicable regulations and/or Yuanta policies.

Note: Yuanta research coverage with a Target Price is based on an investment period of 12 months. Greater China Discovery Series coverage does not have a formal 12 months Target Price and the recommendation is based on an investment period specified by the analyst in the report.

Global Disclaimer

© 2020 Yuanta. All rights reserved. The information in this report has been compiled from sources we believe to be reliable, but we do not hold ourselves responsible for its completeness or accuracy. It is not an offer to sell or solicitation of an offer to buy any securities. All opinions and estimates included in this report constitute our judgment as of this date and are subject to change without notice.

This report provides general information only. Neither the information nor any opinion expressed herein constitutes an offer or invitation to make an offer to buy or sell securities or other investments. This material is prepared for general circulation to clients and is not intended to provide tailored investment advice and does not take into account the individual financial situation and objectives of any specific person who may receive this report. Investors should seek financial advice regarding the appropriateness of investing in any securities, investments or investment strategies discussed or recommended in this report. The information contained in this report has been compiled from sources believed to be reliable but no representation or warranty, express or implied, is made as to its accuracy, completeness or correctness. This report is not (and should not be construed as) a solicitation to act as securities broker or dealer in any jurisdiction by any person or company that is not legally permitted to carry on such business in that jurisdiction.

Yuanta research is distributed in the United States only to Major U.S. Institutional Investors (as defined in Rule 15a-6 under the Securities Exchange Act of 1934, as amended and SEC staff interpretations thereof). All transactions by a US person in the securities mentioned in this report must be effected through a registered broker-dealer under Section 15 of the Securities Exchange Act of 1934, as amended. Yuanta research is distributed in Taiwan by Yuanta Securities Investment Consulting. Yuanta research is distributed in Hong Kong by Yuanta Securities (Hong Kong) Co. Limited, which is licensed in Hong Kong by the Securities and Futures Commission for regulated activities, including Type 4 regulated activity (advising on securities). In Hong Kong, this research report may not be redistributed, retransmitted or disclosed, in whole or in part or any form or manner, without the express written consent of Yuanta Securities (Hong Kong) Co. Limited.